

Exam Date:02/13/2018

Legume Matrix, LLC

Page: 1

Examiner: 2

PO Box 1028

Jamestown , ND

County:

Phone: 866-273-1425

CCC Number:

Location/Container Numbers/Comments	Section	Capacity
<b>PART A - ADDITIONAL SPACE TO BE INCLUDED UNDER LICENSE</b>		
009	A	4,000
010	A	4,958
011	A	4,958
012	A	4,958
013	A	4,958
014	A	4,958
	<b>Total:</b>	<b>28,790</b>

**PART B - SPACE TO BE DELETED UNDER LICENSE**

<NO BINS DELETED>

**Total: 0**

**PART C - ALL SPACE TO BE INCLUDED UNDER LICENSE**

A 103,000

B 226,000

**Total: 329,000**

**PART D - TOTAL CAPACITY BY FUNCTIONAL UNIT**

Jamestown 1168 A B 329,000

**Total: 329,000**

Exam Date: 02/13/2018

Legume Matrix, LLC

Examiner: 2

PO Box 1028  
Jamestown, ND  
County:

Status	Section	Bin Number	Bin Type	Base Point	Diameter or Bu/Ft (Irreg.)	Length	Width	Side wall	Add for Hopper	Ded. for Obst.	Effective Depth	Add for Peak	Depth for Capac.	Bushels per Foot	Base Pack%	Bushel Capacity with Pack
--------	---------	------------	----------	------------	-------------------------------	--------	-------	--------------	----------------------	----------------------	--------------------	--------------------	------------------------	------------------------	---------------	------------------------------

**Facility: Jamestown**

**Section: A**

A	001	Peaked			16.000	0.000	0.000	20.00	2.35	0.00	22.350	1.000	23.4	161.6	5.80	4,000
A	002	Peaked			16.000	0.000	0.000	20.00	2.35	0.00	22.350	1.000	23.4	161.6	5.80	4,000
A	003	Peaked			16.000	0.000	0.000	20.00	2.35	0.00	22.350	1.000	23.4	161.6	5.80	4,000
A	004	Peaked			16.000	0.000	0.000	20.00	2.35	0.00	22.350	1.000	23.4	161.6	5.80	4,000
A	005	Peaked			16.000	0.000	0.000	16.00	2.33	0.00	18.333	1.000	19.3	161.6	5.80	3,300
A	006	Peaked			16.000	0.000	0.000	16.00	2.33	0.00	18.333	1.000	19.3	161.6	5.80	3,300
A	007	Peaked			16.000	0.000	0.000	16.00	2.33	0.00	18.333	1.000	19.3	161.6	5.80	3,300
A	008	Peaked			16.000	0.000	0.000	20.00	2.35	0.00	22.350	1.000	23.4	161.6	5.80	4,000
Added	A	009	Peaked		16.000	0.000	0.000	20.00	2.35	0.00	22.350	1.000	23.4	161.6	5.80	4,000
Added	A	010	Peaked		16.000	0.000	0.000	25.00	3.00	0.00	28.000	1.000	29.0	161.6	5.80	4,958
Added	A	011	Peaked		16.000	0.000	0.000	25.00	3.00	0.00	28.000	1.000	29.0	161.6	5.80	4,958
Added	A	012	Peaked		16.000	0.000	0.000	25.00	3.00	0.00	28.000	1.000	29.0	161.6	5.80	4,958
Added	A	013	Peaked		16.000	0.000	0.000	25.00	3.00	0.00	28.000	1.000	29.0	161.6	5.80	4,958
Added	A	014	Peaked		16.000	0.000	0.000	25.00	3.00	0.00	28.000	1.000	29.0	161.6	5.80	4,958
A	016	Peaked			33.900	0.000	0.000	23.60	0.00	0.00	23.600	2.000	25.6	725.6	9.80	20,395
A	017	Peaked			33.900	0.000	0.000	23.60	0.00	0.00	23.600	2.000	25.6	725.6	9.80	20,395
A	100	Flat			0.000	30.000	26.00	4.000	0.00	0.00	4.000	0.000	4.0	627.0	9.20	2,739

Bin count: 17

Facility: Jamestown Section: A Total:

102,219

To Even:

103,000

Client ID: 3292

### NDPSC Bin Capacity Chart

08/07/2018 04:58:18 PM

Exam Date: 02/13/2018  
Examiner: 2

Legume Matrix, LLC  
PO Box 1028  
Jamestown, ND  
County:

Page: 2

Status	Section	Bin Number	Bin Type	Base Point	Diameter or Bu/Ft (Irreg.)	Length	Width	Side wall	Add for Hopper	Ded. for Obst.	Effective Depth	Add for Peak	Depth for Capac.	Bushels per Foot	Base Pack%	Bushel Capacity with Pack
--------	---------	------------	----------	------------	----------------------------	--------	-------	-----------	----------------	----------------	-----------------	--------------	------------------	------------------	------------	---------------------------

## Facility: Jamestown

### Section: B

B	022	Peaked	16,000	0.000	0.000	25.00	2.35	0.00	27.350	1,000	28.4	161.6	5.80	4,855
B	023	Peaked	16,000	0.000	0.000	25.00	2.35	0.00	27.350	1,000	28.4	161.6	5.80	4,855
B	024	Peaked	16,000	0.000	0.000	25.00	2.35	0.00	27.350	1,000	28.4	161.6	5.80	4,855
B	026	Peaked	36,000	0.000	0.000	21.00	0.00	0.00	21.000	2,200	23.2	818.2	10.0	20,880
B	027	Peaked	36,000	0.000	0.000	21.00	0.00	0.00	21.000	2,200	23.2	818.2	10.0	20,880
B	028	Peaked	36,000	0.000	0.000	21.00	0.00	0.00	21.000	2,200	23.2	818.2	10.0	20,880
B	029	Peaked	36,000	0.000	0.000	24.67	0.00	0.00	24.670	2,200	26.9	818.2	10.0	24,211
B	030	Peaked	36,000	0.000	0.000	24.67	0.00	0.00	24.670	2,200	26.9	818.2	10.0	24,211
B	031	Peaked	36,000	0.000	0.000	24.67	0.00	0.00	24.670	2,200	26.9	818.2	10.0	24,211
B	032	Peaked	36,000	0.000	0.000	24.67	0.00	0.00	24.670	2,200	26.9	818.2	10.0	24,211
B	033	Peaked	16,000	0.000	0.000	25.00	2.35	0.00	27.350	1,000	28.4	161.6	5.80	4,855
B	034	Peaked	16,000	0.000	0.000	25.00	2.35	0.00	27.350	1,000	28.4	161.6	5.80	4,855
B	035	Peaked	16,000	0.000	0.000	25.00	2.35	0.00	27.350	1,000	28.4	161.6	5.80	4,855
B	036	Peaked	36,000	0.000	0.000	28.33	0.00	0.00	28.330	2,200	30.5	818.2	10.0	27,451
B	041	Peaked	16,000	0.000	0.000	25.00	2.35	0.00	27.350	1,000	28.4	161.6	5.80	4,855
B	042	Peaked	16,000	0.000	0.000	25.00	2.35	0.00	27.350	1,000	28.4	161.6	5.80	4,855

Bin count: 16

Facility: Jamestown Section: B Total: 225,775

To Even: 226,000

Overall Licensed Bin Capacity for:

Legume Matrix, LLC

Bin count: 33

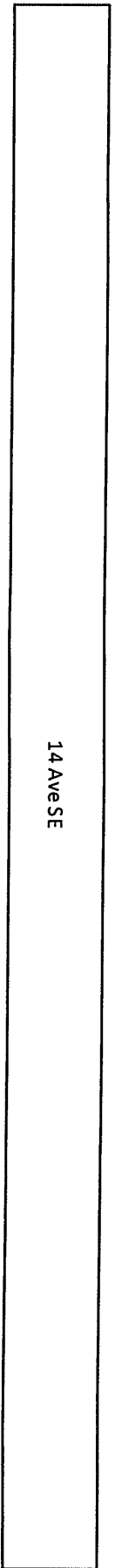
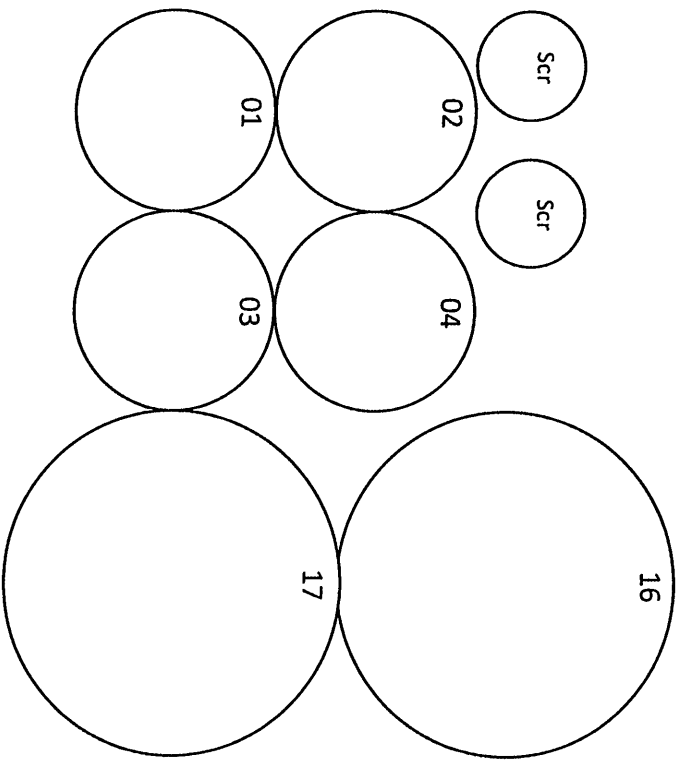
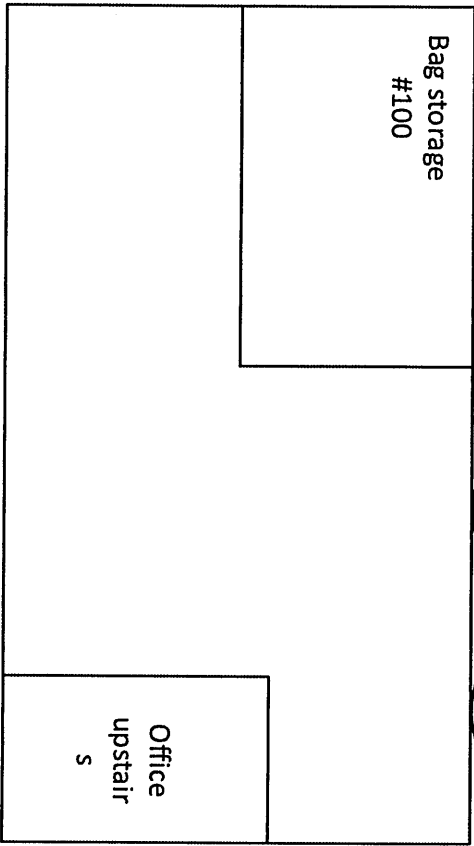
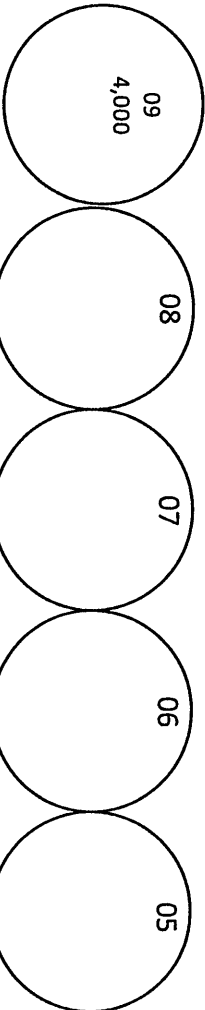
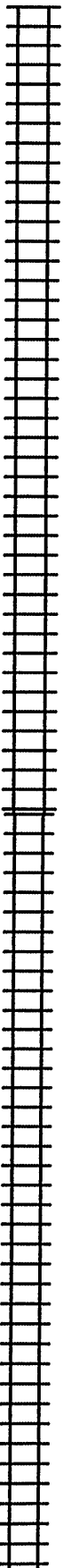
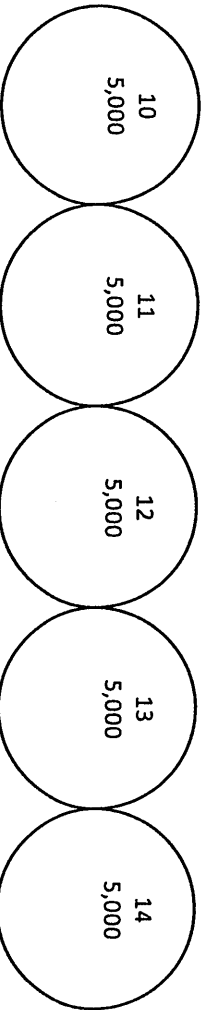
**Licensed Capacity:**  
(includes pack)

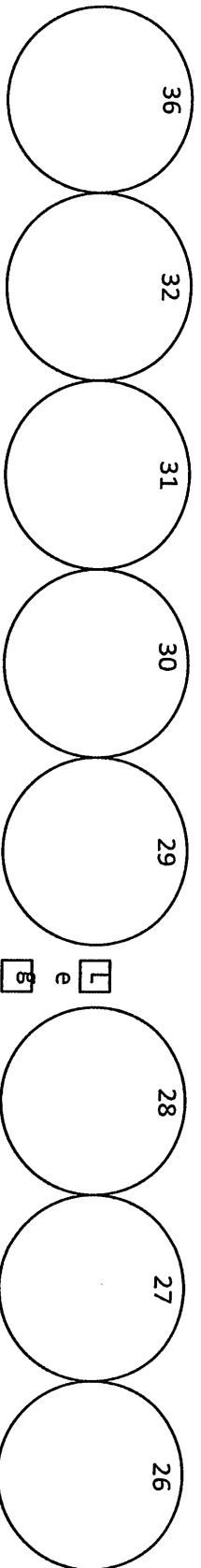
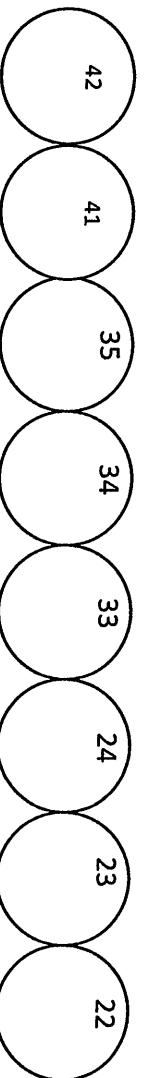
327,994 Bu.

**Licensed Capacity (to even):**  
(includes pack and section totals are rounded up to next highest 1000)

329,000 Bu.

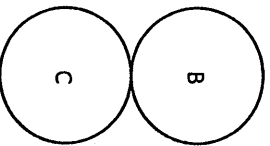
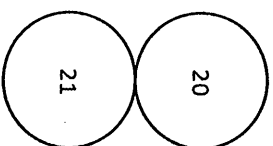
Legume Matrix  
Jamestown, ND  
Section A





L e g

P  
l  
t



THESE ARE ALL NOT LICENSED AND USED FOR SEED OR SCREENINGS

Legume Matrix  
Jamestown, ND  
Section B

East on 10<sup>th</sup> St SE  
&  
SE on 18<sup>th</sup> Ave SE