

Exam Date:08/13/2018

The Scoular Company
 10801 Mastin Street Suite 800
 Overland Park , KS
 County:
 Phone:
 CCC Number:

Examiner: 2

Location/Container Numbers/Comments	Section	Capacity
PART A - ADDITIONAL SPACE TO BE INCLUDED UNDER LICENSE		
<NO BINS ADDED>		
		Total: 0

PART B - SPACE TO BE DELETED UNDER LICENSE

ground	G	453,276
001	C-W	37,924
003	C-W	37,924
004	C-W	37,924
005	C-W	37,924
006	C-W	55,377
007	C-W	55,377
008	C-W	55,377
009	C-W	55,377
010	C-W	55,377
011	C-W	55,377
002	C-W	37,924
		Total: 975,158

PART C - ALL SPACE TO BE INCLUDED UNDER LICENSE

C	277,000
G	461,000
	Total: 738,000

PART D - TOTAL CAPACITY BY FUNCTIONAL UNIT

Garske 1320	C	277,000
Grafton 1321	G	461,000
		Total: 738,000

Client ID: 3276

NDPSC Bin Capacity Chart

09/25/2018 12:51:36 PM

Exam Date:08/13/2018

The Scoular Company
 10801 Mastin Street Suite 800
 Overland Park , KS
 County:

Page: 1

Examiner: 2

Status	Section	Bin Number	Bin Type	Base Point	Diameter or Bu/Ft (Irreg.) Length	Width	Side wall	Add for Hopper	Ded. for Obst.	Effective Depth	Add for Peak	Depth for Capac.	Bushels per Foot	Base Pack%	Bushel Capacity with Pack
--------	---------	------------	----------	------------	---	-------	--------------	----------------------	----------------------	--------------------	--------------------	------------------------	------------------------	---------------	------------------------------

Facility: Garske**Section: C**

C	001	Peaked	top of sidewall		47.800	0.000	0.000	31.30	0.00	0.00	31.300	2.900	34.2	1442.5	10.0	54,267
C	002	Peaked	top of sidewall		47.800	0.000	0.000	31.30	0.00	0.00	31.300	2.900	34.2	1442.5	10.0	54,267
C	003	Peaked	top of sidewall		47.800	0.000	0.000	31.30	0.00	0.00	31.300	2.900	34.2	1442.5	10.0	54,267
C	004	Peaked	top of sidewall		47.800	0.000	0.000	31.30	0.00	0.00	31.300	2.900	34.2	1442.5	10.0	54,267
C	005	Peaked	top of sidewall		47.800	0.000	0.000	31.30	0.00	0.00	31.300	2.900	34.2	1442.5	10.0	54,267
C	101	Peaked	top of sidewall		16.000	0.000	0.000	25.00	2.00	0.00	27.000	1.000	28.0	161.6	5.80	4,787

Bin count: 6

Facility: Garske Section: C Total: 276,122

To Even: 277,000

Client ID: 3276

NDPSC Bin Capacity Chart

09/25/2018 12:51:36 PM

Exam Date:08/13/2018

Page: 2

Examiner: 2

The Scoular Company
10801 Mastin Street Suite 800
Overland Park , KS
County:

Status	Section	Bin Number	Bin Type	Base Point	Diameter or Bu/Ft (Irreg.)	Length	Width	Side wall	Add for Hopper	Ded. for Obst.	Effective Depth	Add for Peak	Depth for Capac.	Bushels per Foot	Base Pack%	Bushel Capacity with Pack
--------	---------	------------	----------	------------	-------------------------------	--------	-------	--------------	----------------------	----------------------	--------------------	--------------------	------------------------	------------------------	---------------	------------------------------

Facility: Grafton**Section: G**

G	001	Peaked	top of sidewall		47.800	0.000	0.000	31.60	0.00	0.00	31.600	2.900	34.5	1442.5	10.0	54,743
G	002	Peaked	top of sidewall		47.800	0.000	0.000	31.60	0.00	0.00	31.600	2.900	34.5	1442.5	10.0	54,743
G	003	Peaked	top of sidewall		47.800	0.000	0.000	31.60	0.00	0.00	31.600	2.900	34.5	1442.5	10.0	54,743
G	004	Peaked	top of sidewall		47.800	0.000	0.000	31.60	0.00	0.00	31.600	2.900	34.5	1442.5	10.0	54,743
G	005	Peaked	top of sidewall		47.800	0.000	0.000	31.60	0.00	0.00	31.600	2.900	34.5	1442.5	10.0	54,743
G	006	Peaked	top of sidewall		47.800	0.000	0.000	31.60	0.00	0.00	31.600	2.900	34.5	1442.5	10.0	54,743
G	007	Peaked	top of sidewall		47.800	0.000	0.000	31.60	0.00	0.00	31.600	2.900	34.5	1442.5	10.0	54,743
G	008	Peaked	top of sidewall		47.800	0.000	0.000	31.60	0.00	0.00	31.600	2.900	34.5	1442.5	10.0	54,743
G	101	Peaked	top of sidewall		24.000	0.000	0.000	18.30	3.00	0.00	21.300	1.400	22.7	363.7	7.80	8,900
G	102	Peaked	top of sidewall		24.000	0.000	0.000	18.30	3.00	0.00	21.300	1.400	22.7	363.7	7.80	8,900
G	103	Peaked	- top of sidewall		16.000	0.000	0.000	25.00	2.00	0.00	27.000	1.000	28.0	161.6	5.80	4,787

Bin count: 11

Facility: Grafton Section: G Total: 460,531To Even: 461,000**Overall Licensed Bin Capacity for:**


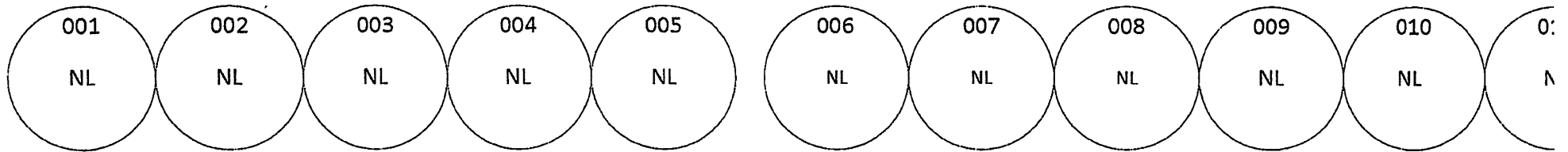

The Scoular Company

Bin count: 17

Licensed Capacity:
(includes pack)736,653 Bu.**Licensed Capacity (to even):**
(includes pack and section totals are
rounded up to next highest 1000)738,000 Bu.

Scoular Canada, LTD
Garske, ND
South

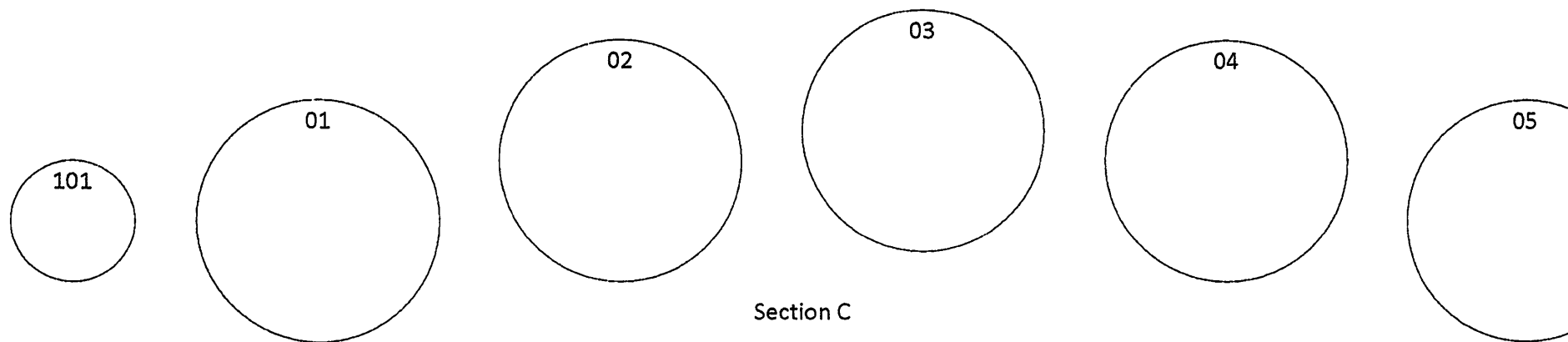
Section C-W
PH 9/25/18



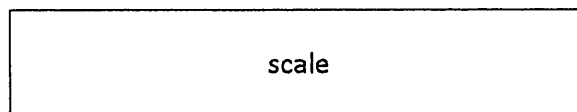
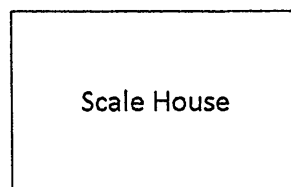
NL = not licensed

Scolar Canada LTD
Garske, ND
Located 1 mile west of
Garske Elevator Co.
PH 9-28-18

Section CW
↑



Section C



← Garske Elevator

Scoular Canada LT
Grafton, ND
Located west of Graf
south of John Deer
dealership
PH 9-28-18

