

Exam Date:07/09/2018

United Pulse Trading Inc.  
 1720 Burnt Boat Drive  
 Bismarck , ND  
 County:  
 Phone: 701-751-1623  
 CCC Number:

Page: 1

Examiner: 1

Location/Container Numbers/Comments	Section	Capacity
<b>PART A - ADDITIONAL SPACE TO BE INCLUDED UNDER LICENSE</b>		
09	A	4,121
010	A	4,121
200	A	1,874
201	A	1,874
202	A	1,874
203	A	1,874
204	A	1,874
205	A	1,874
220	A	1,874
221	A	1,874
222	A	1,874
223	A	1,874
224	A	1,874
240	A	1,874
241	A	1,874
242	A	1,874
243	A	1,874
244	A	1,874
245	A	1,874
		<b>Total: 40,100</b>

**PART B - SPACE TO BE DELETED UNDER LICENSE**

<NO BINS DELETED>

**Total: 0**

**PART C - ALL SPACE TO BE INCLUDED UNDER LICENSE**

A	829,000
D	615,000
<b>Total: 1,444,000</b>	

**PART D - TOTAL CAPACITY BY FUNCTIONAL UNIT**

Minot 2000	A	829,000
Williston 1185	D	615,000
		<b>Total: 1,444,000</b>

Exam Date:08/06/2018  
Examiner: 1

United Pulse Trading Inc.  
1720 Burnt Boat Drive  
Bismarck , ND  
County:

Status	Section	Bin Number	Bin Type	Base Point	Diameter or Bu/Ft (Irreg.) Length	Width	Side wall	Add for Hopper	Ded. for Obst.	Effective Depth	Add for Peak	Depth for Capac.	Bushels per Foot	Base Pack%	Bushel Capacity with Pack
--------	---------	------------	----------	------------	---	-------	--------------	----------------------	----------------------	--------------------	--------------------	------------------------	------------------------	---------------	------------------------------

**Facility: Minot**

**Section: A**

	A	001	Peaked		47.800	0.000	0.000	35.25	0.00	0.00	35.250	2.900	38.2	1442.5	10.0	60,614
	A	002	Peaked		47.800	0.000	0.000	35.25	0.00	0.00	35.250	2.900	38.2	1442.5	10.0	60,614
	A	003	Peaked		47.800	0.000	0.000	35.25	0.00	0.00	35.250	2.900	38.2	1442.5	10.0	60,614
	A	004	Peaked		47.800	0.000	0.000	35.25	0.00	0.00	35.250	2.900	38.2	1442.5	10.0	60,614
	A	005	Peaked		47.800	0.000	0.000	35.25	0.00	0.00	35.250	2.900	38.2	1442.5	10.0	60,614
	A	006	Peaked		47.800	0.000	0.000	35.25	0.00	0.00	35.250	2.900	38.2	1442.5	10.0	60,614
	A	007	Peaked		47.800	0.000	0.000	35.25	0.00	0.00	35.250	2.900	38.2	1442.5	10.0	60,614
	A	008	Peaked		47.800	0.000	0.000	35.25	0.00	0.00	35.250	2.900	38.2	1442.5	10.0	60,614
Added	A	009	Peaked	Get Dimensions A.S. 8-6-18	16.000	0.000	0.000	20.00	3.10	0.00	23.100	1.000	24.1	161.6	5.80	4,121
Added	A	010	Peaked	Get Dimensions A.S. 8-6-18	16.000	0.000	0.000	20.00	3.10	0.00	23.100	1.000	24.1	161.6	5.80	4,121
	A	020	Peaked		29.800	0.000	0.000	53.40	4.00	0.00	57.400	1.800	59.2	560.7	9.00	36,180
	A	021	Peaked		29.800	0.000	0.000	53.40	4.00	0.00	57.400	1.800	59.2	560.7	9.00	36,180
	A	022	Peaked		29.800	0.000	0.000	53.40	4.00	0.00	57.400	1.800	59.2	560.7	9.00	36,180
	A	023	Peaked		29.800	0.000	0.000	53.40	4.00	0.00	57.400	1.800	59.2	560.7	9.00	36,180
	A	030	Peaked		16.000	0.000	0.000	20.00	2.00	0.00	22.000	1.000	23.0	161.6	5.80	3,933
	A	031	Peaked		16.000	0.000	0.000	20.00	2.00	0.00	22.000	1.000	23.0	161.6	5.80	3,933
	A	032	Peaked		16.000	0.000	0.000	20.00	2.00	0.00	22.000	1.000	23.0	161.6	5.80	3,933
	A	033	Peaked		16.000	0.000	0.000	20.00	2.00	0.00	22.000	1.000	23.0	161.6	5.80	3,933
	A	034	Peaked		12.000	0.000	0.000	12.50	3.00	0.00	15.500	0.700	16.2	90.9	5.00	1,547
	A	040	Peaked		18.000	0.000	0.000	15.00	2.30	0.00	17.300	1.100	18.4	204.6	6.00	3,991
	A	041	Peaked		18.000	0.000	0.000	15.00	2.30	0.00	17.300	1.100	18.4	204.6	6.00	3,991

**NDPSC Bin Capacity Chart**

Exam Date:08/06/2018

Examiner: 1

United Pulse Trading Inc.  
1720 Burnt Boat Drive  
Bismarck , ND  
County:

Status	Section	Bin Number	Bin Type	Base Point	Diameter or Bu/Ft (Irreg.)	Length	Width	Side wall	Add for Hopper	Ded. for Obst.	Effective Depth	Add for Peak	Depth for Capac.	Bushels per Foot	Base Pack%	Bushel Capacity with Pack
--------	---------	------------	----------	------------	-------------------------------	--------	-------	--------------	----------------------	----------------------	--------------------	--------------------	------------------------	------------------------	---------------	------------------------------

**Facility: Minot**

**Section: A**

A	042	Peaked			18.000	0.000	0.000	15.00	2.30	0.00	17.300	1.100	18.4	204.6	6.00	3,991
A	043	Peaked			18.000	0.000	0.000	15.00	2.30	0.00	17.300	1.100	18.4	204.6	6.00	3,991
A	044	Peaked			18.000	0.000	0.000	15.00	2.30	0.00	17.300	1.100	18.4	204.6	6.00	3,991
A	045	Peaked			18.000	0.000	0.000	15.00	2.30	0.00	17.300	1.100	18.4	204.6	6.00	3,991
A	046	Peaked			18.000	0.000	0.000	15.00	2.30	0.00	17.300	1.100	18.4	204.6	6.00	3,991
A	047	Peaked			18.000	0.000	0.000	15.00	2.30	0.00	17.300	1.100	18.4	204.6	6.00	3,991
A	050	Round			12.500	0.000	0.000	16.00	3.20	0.00	19.200	0.000	19.2	98.6	5.00	1,988
A	051	Round			12.500	0.000	0.000	16.00	3.20	0.00	19.200	0.000	19.2	98.6	5.00	1,988
A	052	Round			12.500	0.000	0.000	16.00	3.20	0.00	19.200	0.000	19.2	98.6	5.00	1,988
A	053	Round			12.500	0.000	0.000	16.00	3.20	0.00	19.200	0.000	19.2	98.6	5.00	1,988
A	054	Round			12.500	0.000	0.000	16.00	3.20	0.00	19.200	0.000	19.2	98.6	5.00	1,988
A	055	Round			12.500	0.000	0.000	16.00	3.20	0.00	19.200	0.000	19.2	98.6	5.00	1,988
A	056	Round			12.500	0.000	0.000	16.00	3.20	0.00	19.200	0.000	19.2	98.6	5.00	1,988
A	060	Round			12.500	0.000	0.000	16.00	2.00	0.00	18.000	0.000	18.0	98.6	5.00	1,864
A	061	Round			12.500	0.000	0.000	16.00	2.00	0.00	18.000	0.000	18.0	98.6	5.00	1,864
A	062	Round			12.500	0.000	0.000	16.00	2.00	0.00	18.000	0.000	18.0	98.6	5.00	1,864
A	063	Round			12.500	0.000	0.000	16.00	2.00	0.00	18.000	0.000	18.0	98.6	5.00	1,864
A	064	Round			12.500	0.000	0.000	16.00	2.00	0.00	18.000	0.000	18.0	98.6	5.00	1,864
A	065	Round			12.500	0.000	0.000	16.00	2.00	0.00	18.000	0.000	18.0	98.6	5.00	1,864
A	070	Round			12.500	0.000	0.000	16.00	2.10	0.00	18.100	0.000	18.1	98.6	5.00	1,874
A	071	Round			12.500	0.000	0.000	16.00	2.10	0.00	18.100	0.000	18.1	98.6	5.00	1,874

Exam Date:08/06/2018

United Pulse Trading Inc.  
1720 Burnt Boat Drive  
Bismarck , ND  
County:

Examiner: 1

Status	Section	Bin Number	Bin Type	Base Point	Diameter or Bu/Ft (Irreg.)	Length	Width	Side wall	Add for Hopper	Ded. for Obst.	Effective Depth	Add for Peak	Depth for Capac.	Bushels per Foot	Base Pack%	Bushel Capacity with Pack
--------	---------	------------	----------	------------	-------------------------------	--------	-------	--------------	----------------------	----------------------	--------------------	--------------------	------------------------	------------------------	---------------	------------------------------

## Facility: Minot

### Section: A

	A	072	Round		12.500	0.000	0.000	16.00	2.10	0.00	18.100	0.000	18.1	98.6	5.00	1,874
	A	100	Round		12.500	0.000	0.000	16.00	2.10	0.00	18.100	0.000	18.1	98.6	5.00	1,874
	A	101	Round		12.500	0.000	0.000	16.00	2.10	0.00	18.100	0.000	18.1	98.6	5.00	1,874
	A	102	Round		12.500	0.000	0.000	16.00	2.10	0.00	18.100	0.000	18.1	98.6	5.00	1,874
	A	103	Round		12.500	0.000	0.000	16.00	2.10	0.00	18.100	0.000	18.1	98.6	5.00	1,874
	A	104	Round		12.500	0.000	0.000	16.00	2.10	0.00	18.100	0.000	18.1	98.6	5.00	1,874
	A	105	Round		12.500	0.000	0.000	16.00	2.10	0.00	18.100	0.000	18.1	98.6	5.00	1,874
	A	106	Round		12.500	0.000	0.000	16.00	2.10	0.00	18.100	0.000	18.1	98.6	5.00	1,874
	A	107	Round		12.500	0.000	0.000	16.00	2.10	0.00	18.100	0.000	18.1	98.6	5.00	1,874
	A	108	Round		12.500	0.000	0.000	16.00	2.10	0.00	18.100	0.000	18.1	98.6	5.00	1,874
Added	A	200	Peaked	Get Dimensions A.S. 8-6-18	12.500	0.000	0.000	15.00	2.30	0.00	17.300	0.800	18.1	98.6	5.00	1,874
Added	A	201	Peaked	Get Dimensions A.S. 8-6-18	12.500	0.000	0.000	15.00	2.30	0.00	17.300	0.800	18.1	98.6	5.00	1,874
Added	A	202	Peaked	Get Dimensions A.S. 8-6-18	12.500	0.000	0.000	15.00	2.30	0.00	17.300	0.800	18.1	98.6	5.00	1,874
Added	A	203	Peaked	Get Dimensions A.S. 8-6-18	12.500	0.000	0.000	15.00	2.30	0.00	17.300	0.800	18.1	98.6	5.00	1,874
Added	A	204	Peaked	Get Dimensions A.S. 8-6-18	12.500	0.000	0.000	15.00	2.30	0.00	17.300	0.800	18.1	98.6	5.00	1,874
Added	A	205	Peaked	Get Dimensions A.S. 8-6-18	12.500	0.000	0.000	15.00	2.30	0.00	17.300	0.800	18.1	98.6	5.00	1,874
Added	A	220	Peaked	Get Dimensions A.S. 8-6-18	12.500	0.000	0.000	15.00	2.30	0.00	17.300	0.800	18.1	98.6	5.00	1,874
Added	A	221	Peaked	Get Dimensions A.S. 8-6-18	12.500	0.000	0.000	15.00	2.30	0.00	17.300	0.800	18.1	98.6	5.00	1,874
Added	A	222	Peaked	Get Dimensions A.S. 8-6-18	12.500	0.000	0.000	15.00	2.30	0.00	17.300	0.800	18.1	98.6	5.00	1,874
Added	A	223	Peaked	Get Dimensions A.S. 8-6-18	12.500	0.000	0.000	15.00	2.30	0.00	17.300	0.800	18.1	98.6	5.00	1,874
Added	A	224	Peaked	Get Dimensions A.S. 8-6-18	12.500	0.000	0.000	15.00	2.30	0.00	17.300	0.800	18.1	98.6	5.00	1,874

Client ID: 3482

## NDPSC Bin Capacity Chart

08/07/2018 07:36:09 AM

Exam Date:08/06/2018

United Pulse Trading Inc.  
1720 Burnt Boat Drive  
Bismarck , ND  
County:

Page: 4

Examiner: 1

Status	Section	Bin Number	Bin Type	Base Point	Diameter or Bu/Ft (Irreg).	Length	Width	Side wall	Add for Hopper	Ded. for Obst.	Effective Depth	Add for Peak	Depth for Capac.	Bushels per Foot	Base Pack%	Bushel Capacity with Pack
--------	---------	------------	----------	------------	-------------------------------	--------	-------	--------------	----------------------	----------------------	--------------------	--------------------	------------------------	------------------------	---------------	------------------------------

## Facility: Minot

### Section: A

Added	A	240	Peaked	Get Dimensions A.S. 8-6-18	12.500	0.000	0.000	15.00	2.30	0.00	17.300	0.800	18.1	98.6	5.00	1,874
Added	A	241	Peaked	Get Dimensions A.S. 8-6-18	12.500	0.000	0.000	15.00	2.30	0.00	17.300	0.800	18.1	98.6	5.00	1,874
Added	A	242	Peaked	Get Dimensions A.S. 8-6-18	12.500	0.000	0.000	15.00	2.30	0.00	17.300	0.800	18.1	98.6	5.00	1,874
Added	A	243	Peaked	Get Dimensions A.S. 8-6-18	12.500	0.000	0.000	15.00	2.30	0.00	17.300	0.800	18.1	98.6	5.00	1,874
Added	A	244	Peaked	Get Dimensions A.S. 8-6-18	12.500	0.000	0.000	15.00	2.30	0.00	17.300	0.800	18.1	98.6	5.00	1,874
Added	A	245	Peaked	Get Dimensions A.S. 8-6-18	12.500	0.000	0.000	15.00	2.30	0.00	17.300	0.800	18.1	98.6	5.00	1,874
A	WH 200	Flat	bag storage		0.000	140.0	100.0	5.000	0.00	0.00	5.000	0.000	5.0	11254.0	10.0	61,897

Bin count: 70

Facility: Minot Section: A Total: 828,424

To Even: 829,000

Exam Date:08/06/2018

United Pulse Trading Inc.  
1720 Burnt Boat Drive  
Bismarck , ND  
County:

Page: 5

Examiner: 1

Status	Section	Bin Number	Bin Type	Base Point	Diameter or Bu/Ft (Irreg.) Length	Width	Side wall	Add for Hopper	Ded. for Obst.	Effective Depth	Add for Peak	Depth for Capac.	Bushels per Foot	Base Pack%	Bushel Capacity with Pack
--------	---------	------------	----------	------------	---	-------	--------------	----------------------	----------------------	--------------------	--------------------	------------------------	------------------------	---------------	------------------------------

## Facility: Williston

### Section: D

D	001	Peaked			41.700	0.000	0.000	29.30	0.00	0.00	29.300	2.500	31.8	1097.8	10.0	38,401
D	002	Peaked			41.700	0.000	0.000	29.30	0.00	0.00	29.300	2.500	31.8	1097.8	10.0	38,401
D	003	Peaked			41.700	0.000	0.000	29.30	0.00	0.00	29.300	2.500	31.8	1097.8	10.0	38,401
D	004	Peaked			41.700	0.000	0.000	29.30	0.00	0.00	29.300	2.500	31.8	1097.8	10.0	38,401
D	005	Peaked			41.700	0.000	0.000	29.30	0.00	0.00	29.300	2.500	31.8	1097.8	10.0	38,401
D	006	Peaked			41.700	0.000	0.000	29.30	0.00	0.00	29.300	2.500	31.8	1097.8	10.0	38,401
D	007	Peaked			30.000	0.000	0.000	53.30	4.30	0.00	57.600	1.800	59.4	568.2	9.00	36,789
D	008	Peaked			30.000	0.000	0.000	53.30	4.30	0.00	57.600	1.800	59.4	568.2	9.00	36,789
D	009	Peaked			30.000	0.000	0.000	53.30	4.30	0.00	57.600	1.800	59.4	568.2	9.00	36,789
D	010	Peaked			30.000	0.000	0.000	53.30	4.30	0.00	57.600	1.800	59.4	568.2	9.00	36,789
D	011	Peaked			30.000	0.000	0.000	53.30	4.30	0.00	57.600	1.800	59.4	568.2	9.00	36,789
D	012	Peaked			30.000	0.000	0.000	53.30	4.30	0.00	57.600	1.800	59.4	568.2	9.00	36,789
D	100	Flat	Bagged Warehouse		0.000	250.0	50.00	7.000	0.00	0.00	7.000	0.000	7.0	10048.2	10.0	77,371
D	BP 1	Peaked			17.500	0.000	0.000	14.70	2.00	0.00	16.700	1.100	17.8	193.4	6.00	3,650
D	BP 2	Peaked			17.500	0.000	0.000	14.70	2.00	0.00	16.700	1.100	17.8	193.4	6.00	3,650
D	BP 3	Peaked			17.500	0.000	0.000	14.70	2.00	0.00	16.700	1.100	17.8	193.4	6.00	3,650
D	CS 1	Peaked			23.900	0.000	0.000	21.00	3.40	0.00	24.400	1.400	25.8	360.6	7.80	10,029
D	CS 2	Peaked			23.900	0.000	0.000	21.00	3.40	0.00	24.400	1.400	25.8	360.6	7.80	10,029
D	CS 3	Peaked			23.900	0.000	0.000	21.00	3.40	0.00	24.400	1.400	25.8	360.6	7.80	10,029
D	CS 4	Peaked			23.900	0.000	0.000	21.00	3.40	0.00	24.400	1.400	25.8	360.6	7.80	10,029
D	CS 5	Peaked			23.900	0.000	0.000	21.00	3.40	0.00	24.400	1.400	25.8	360.6	7.80	10,029

Client ID: 3482

**NDPSC Bin Capacity Chart**

08/07/2018 07:36:09 AM

Exam Date:08/06/2018

United Pulse Trading Inc.  
1720 Burnt Boat Drive  
Bismarck , ND  
County:

Page: 6

Examiner: 1

Status	Section	Bin Number	Bin Type	Base Point	Diameter or Bu/Ft (Irreg.) Length	Width	Side wall	Add for Hopper	Ded. for Obst.	Effective Depth	Add for Peak	Depth for Capac.	Bushels per Foot	Base Pack%	Bushel Capacity with Pack
--------	---------	------------	----------	------------	---	-------	--------------	----------------------	----------------------	--------------------	--------------------	------------------------	------------------------	---------------	------------------------------

**Facility: Williston**

**Section: D**

D	D1		Peaked		15.900	0.000	0.000	25.00	2.50	0.00	27.500	1.000	28.5	159.6	5.80	4,813
D	D2		Peaked		15.900	0.000	0.000	25.00	2.50	0.00	27.500	1.000	28.5	159.6	5.80	4,813
D	D3		Peaked		15.900	0.000	0.000	25.00	2.50	0.00	27.500	1.000	28.5	159.6	5.80	4,813
D	RCB 1		Square		0.000	10.00	18.00	4.250	2.90	0.00	7.150	0.000	7.2	144.7	6.80	1,113
D	RCB 2		Square		0.000	10.00	18.00	4.250	2.90	0.00	7.150	0.000	7.2	144.7	6.80	1,113
D	RCB 3		Square		0.000	10.00	18.00	4.250	2.90	0.00	7.150	0.000	7.2	144.7	6.80	1,113
D	RCB 4		Square		0.000	14.50	10.00	7.000	2.00	0.00	9.000	0.000	9.0	116.6	6.20	1,114
D	RCB 5		Square		0.000	14.50	10.00	7.000	2.00	0.00	9.000	0.000	9.0	116.6	6.20	1,114
D	RCB 6		Square		0.000	14.50	10.00	7.000	2.00	0.00	9.000	0.000	9.0	116.6	6.20	1,114
D	RCB 7		Square		0.000	10.00	18.00	4.250	2.90	0.00	7.150	0.000	7.2	144.7	6.80	1,113
D	RCB 8		Square		0.000	10.00	18.00	4.250	2.90	0.00	7.150	0.000	7.2	144.7	6.80	1,113
D	RCB 9		Square		0.000	10.00	18.00	4.250	2.90	0.00	7.150	0.000	7.2	144.7	6.80	1,113

Bin count: 33

Facility: Williston Section: D Total: 614,065

To Even: 615,000

**Overall Licensed Bin Capacity for:**

United Pulse Trading Inc.

Bin count: 103

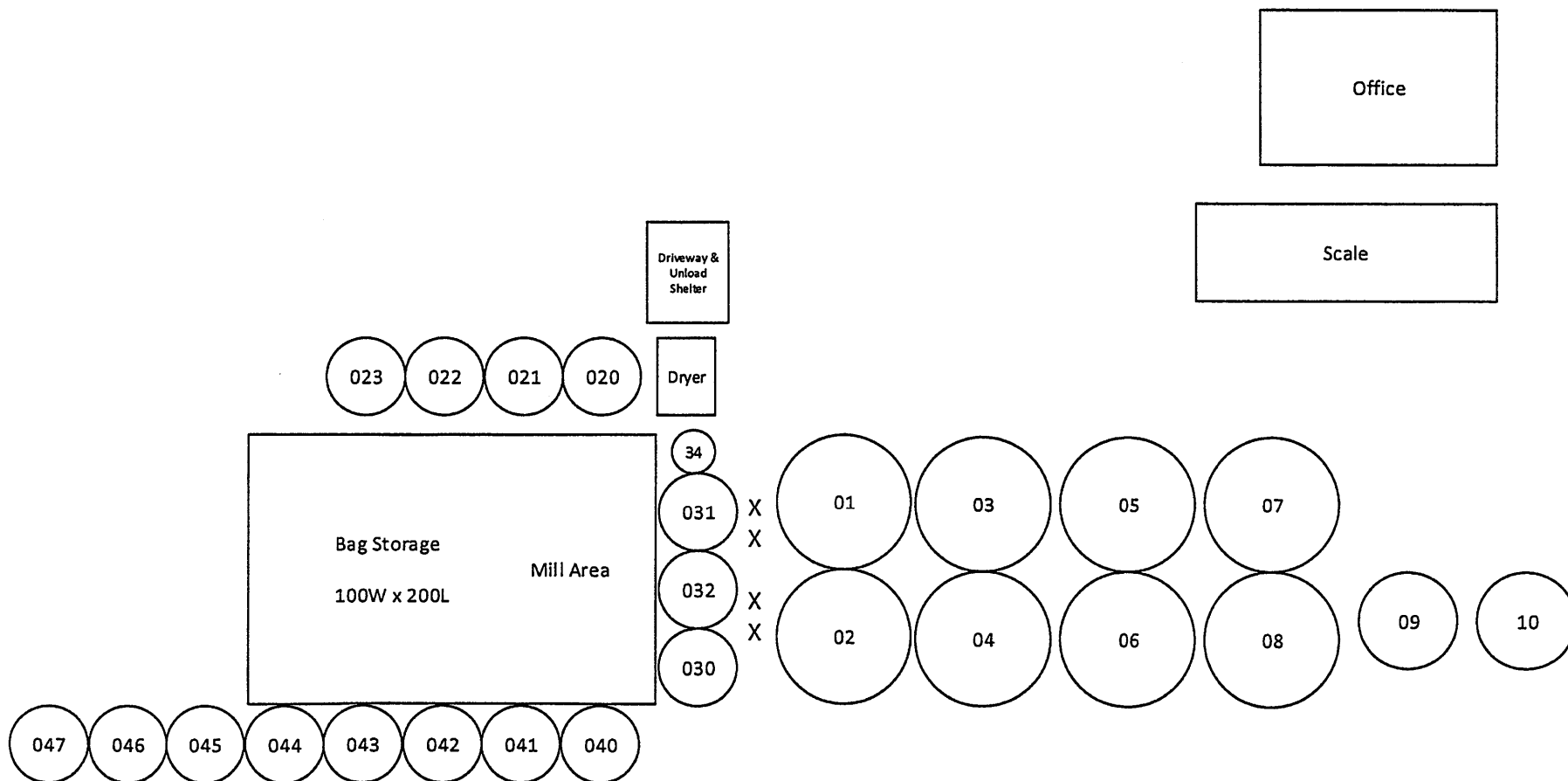
**Licensed Capacity:**  
(includes pack)

1,442,489 Bu.

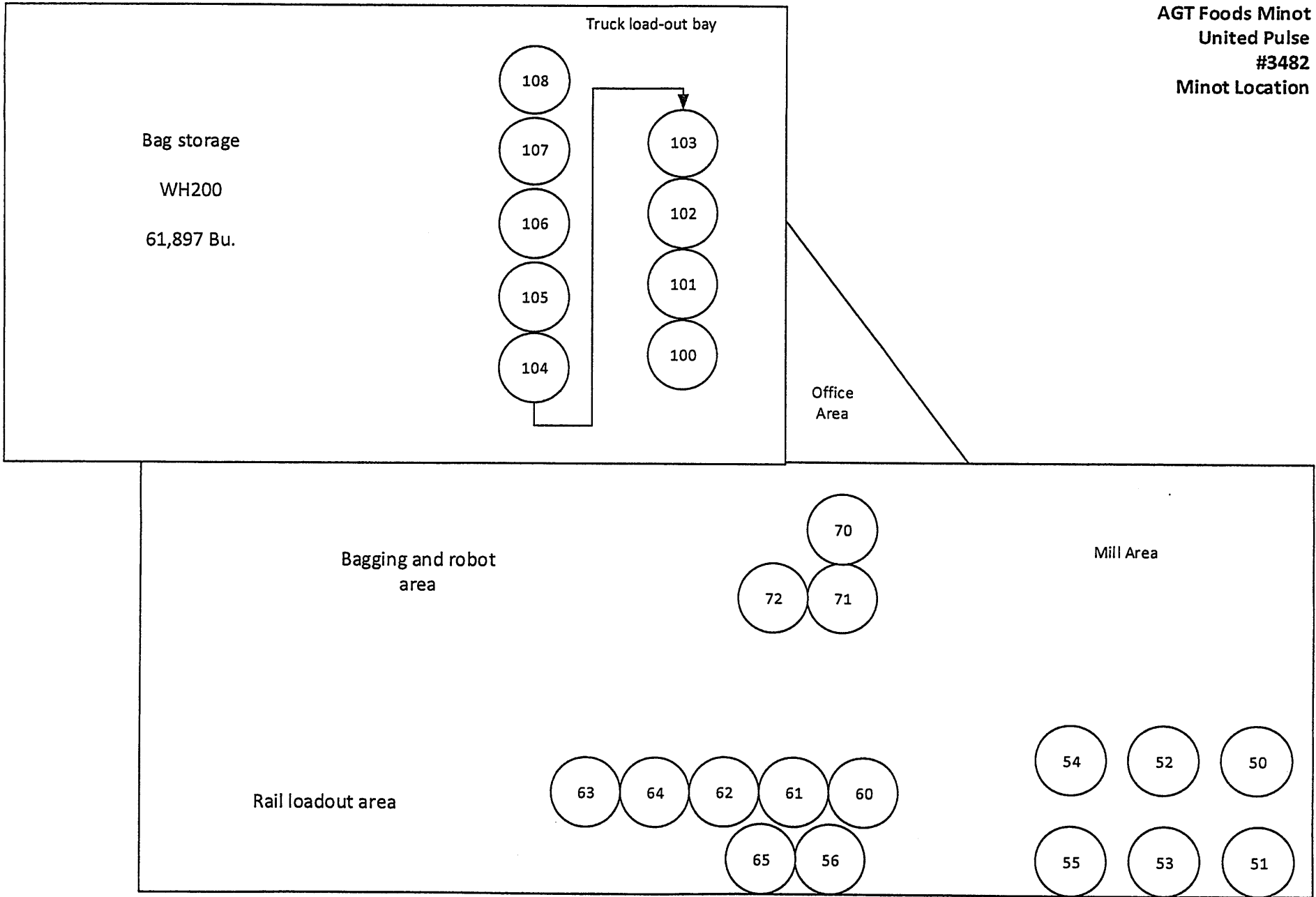
**Licensed Capacity (to even):**  
(includes pack and section totals are  
rounded up to next highest 1000)

1,444,000 Bu.

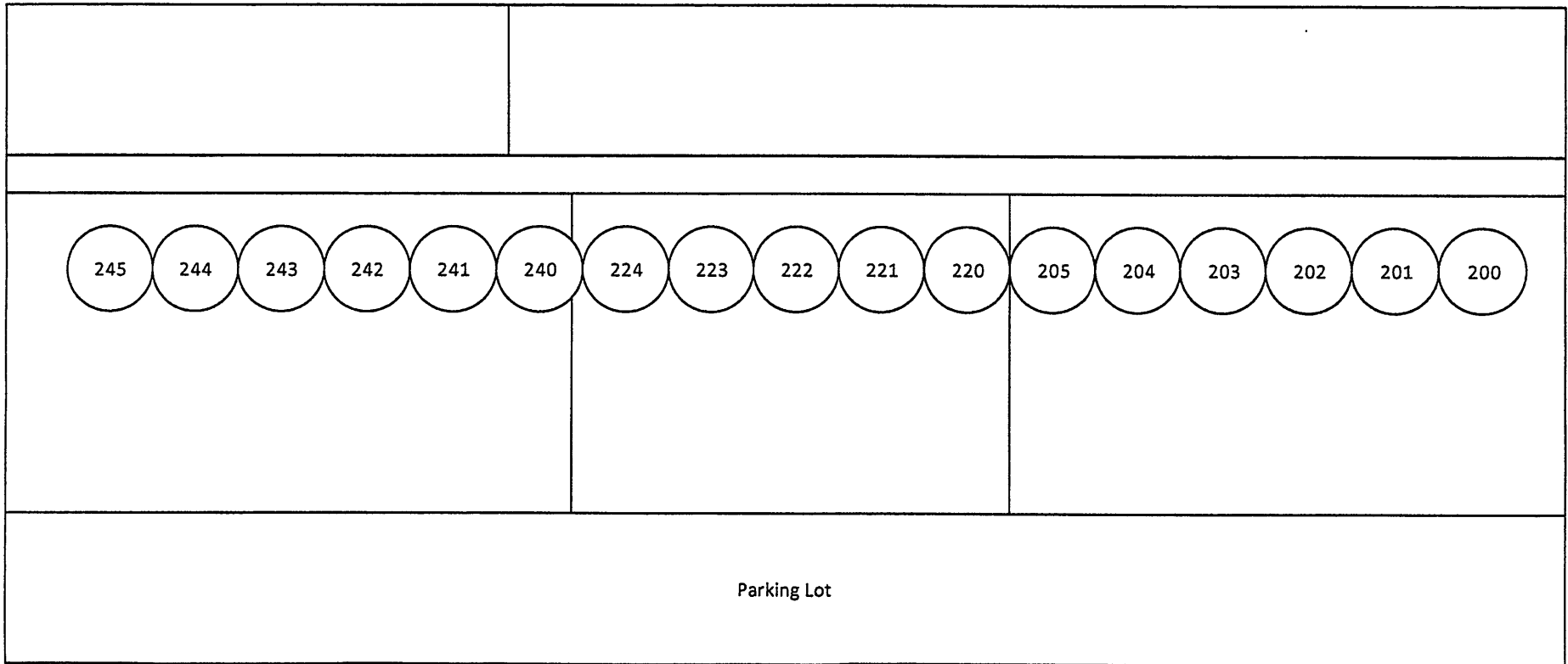
AGT Foods Minot  
United Pulse  
#3482  
Minot Location  
8-6-18



AGT Foods Minot  
United Pulse  
#3482  
Minot Location



AGT Foods Minot  
United Pulse  
#3482  
Minot Location



AGT Foods Williston  
United Pulse  
#3482  
Williston Location  
8-6-18

