

Exam Date:08/13/2018

Engstrom Bean and Seed, Inc.

Page: 1

Examiner: 1

6131 57th Ave NE

Leeds , ND

County:

Phone: 701-466-2398

CCC Number:

Location/Container Numbers/Comments	Section	Capacity
PART A - ADDITIONAL SPACE TO BE INCLUDED UNDER LICENSE		
013	A	4,855
020	A	55,061
024	A	49,348
025	A	49,348
1	F	86,915
002	F	86,915
003	F	86,915
004	F	86,915
H1	F	5,335
H2	F	5,335
	Total:	516,942
PART B - SPACE TO BE DELETED UNDER LICENSE		
011A	A	2,741
	Total:	2,741
PART C - ALL SPACE TO BE INCLUDED UNDER LICENSE		
	A	684,000
	F	359,000
	Total:	1,043,000
PART D - TOTAL CAPACITY BY FUNCTIONAL UNIT		
Leeds 1076	A F	1,043,000
	Total:	1,043,000

Exam Date:08/13/2018

Engstrom Bean and Seed, Inc.
6131 57th Ave NE
Leeds, ND
County:

Examiner: 1

Status	Section	Bin Number	Bin Type	Base Point	Diameter or Bu/Ft (Irreg.)	Length	Width	Side wall	Add for Hopper	Ded. for Obst.	Effective Depth	Add for Peak	Depth for Capac.	Bushels per Foot	Base Pack%	Bushel Capacity with Pack
--------	---------	------------	----------	------------	-------------------------------	--------	-------	--------------	----------------------	----------------------	--------------------	--------------------	------------------------	------------------------	---------------	------------------------------

Facility: Leeds

Section: A

	A	001	Peaked	top of sidewall	16.000	0.000	0.000	20.00	2.20	0.00	22.200	1.000	23.2	161.6	5.80	3,966
	A	002	Peaked	top of sidewall	16.000	0.000	0.000	20.00	2.20	0.00	22.200	1.000	23.2	161.6	5.80	3,966
	A	003	Peaked	top of sidewall-splits	18.000	0.000	0.000	14.70	2.00	0.00	16.700	1.100	17.8	204.6	6.00	3,861
	A	004	Peaked	top of sidewall-splits	18.000	0.000	0.000	14.80	2.00	0.00	16.800	1.100	17.9	204.6	6.00	3,882
	A	006	Peaked	top of sidewall-splits	18.000	0.000	0.000	15.70	2.00	0.00	17.700	1.100	18.8	204.6	6.00	4,077
	A	007	Peaked	top of sidewall	21.000	0.000	0.000	22.00	2.70	0.00	24.700	1.300	26.0	278.4	6.80	7,730
	A	008	Peaked	top of sidewall	41.900	0.000	0.000	24.70	0.00	0.00	24.700	2.500	27.2	1108.4	10.0	33,163
	A	009	Peaked	top of sidewall	41.900	0.000	0.000	24.70	0.00	0.00	24.700	2.500	27.2	1108.4	10.0	33,163
	A	010	Peaked	top of sidewall	41.900	0.000	0.000	24.70	0.00	0.00	24.700	2.500	27.2	1108.4	10.0	33,163
	A	011	Peaked	top of sidewall	30.000	0.000	0.000	18.30	3.50	0.00	21.800	1.800	23.6	568.2	9.00	14,617
	A	012	Peaked	top of sidewall	30.000	0.000	0.000	18.30	3.50	0.00	21.800	1.800	23.6	568.2	9.00	14,617
Added	A	013	Peaked	top of sidewall	16.000	0.000	0.000	25.00	2.35	0.00	27.350	1.000	28.4	161.6	5.80	4,855
	A	016	Peaked	top of sidewall	47.800	0.000	0.000	31.80	0.00	0.00	31.800	2.900	34.7	1442.5	10.0	55,061
	A	017	Peaked	top of sidewall	47.800	0.000	0.000	31.80	0.00	0.00	31.800	2.900	34.7	1442.5	10.0	55,061
	A	018	Peaked	top of sidewall	47.800	0.000	0.000	31.80	0.00	0.00	31.800	2.900	34.7	1442.5	10.0	55,061
	A	019	Peaked	top of sidewall	47.800	0.000	0.000	31.80	0.00	0.00	31.800	2.900	34.7	1442.5	10.0	55,061
Added	A	020	Peaked	top of sidewall	47.800	0.000	0.000	31.80	0.00	0.00	31.800	2.900	34.7	1442.5	10.0	55,061
	A	021	Peaked	top of sidewall	47.800	0.000	0.000	28.20	0.00	0.00	28.200	2.900	31.1	1442.5	10.0	49,348
	A	022	Peaked	top of sidewall	47.800	0.000	0.000	28.20	0.00	0.00	28.200	2.900	31.1	1442.5	10.0	49,348
	A	023	Peaked	top of sidewall	47.800	0.000	0.000	28.20	0.00	0.00	28.200	2.900	31.1	1442.5	10.0	49,348
Added	A	024	Peaked	top of sidewall	47.800	0.000	0.000	28.20	0.00	0.00	28.200	2.900	31.1	1442.5	10.0	49,348

Exam Date:08/13/2018

Engstrom Bean and Seed, Inc.
6131 57th Ave NE
Leeds, ND
County:

Examiner: 1

Status	Section	Bin Number	Bin Type	Base Point	Diameter or Bu/Ft (Irreg.) Length	Width	Side wall	Add for Hopper	Ded. for Obst.	Effective Depth	Add for Peak	Depth for Capac.	Bushels per Foot	Base Pack%	Bushel Capacity with Pack
--------	---------	------------	----------	------------	---	-------	--------------	----------------------	----------------------	--------------------	--------------------	------------------------	------------------------	---------------	------------------------------

Facility: Leeds

Section: A

Added	A	025	Peaked	top of sidewall	47.800	0.000	0.000	28.20	0.00	0.00	28.200	2.900	31.1	1442.5	10.0	49,348
Bin count: 22															Facility: Leeds Section: A Total:	683,105
															To Even:	684,000

Section: F

Added	F	002	Peaked	Steel bin on farm site	53.700	0.000	0.000	39.60	0.00	0.00	39.600	3.800	43.4	1820.6	10.0	86,915
Added	F	003	Peaked	Steel bin on farm site	53.700	0.000	0.000	39.60	0.00	0.00	39.600	3.800	43.4	1820.6	10.0	86,915
Added	F	004	Peaked	Steel bin on farm site	53.700	0.000	0.000	39.60	0.00	0.00	39.600	3.800	43.4	1820.6	10.0	86,915
Added	F	1	Peaked	Steel bin on farm site	53.700	0.000	0.000	39.60	0.00	0.00	39.600	3.800	43.4	1820.6	10.0	86,915
Added	F	H1	Peaked		18.000	0.000	0.000	20.00	3.50	0.00	23.500	1.100	24.6	204.6	6.00	5,335
Added	F	H2	Peaked		18.000	0.000	0.000	20.00	3.50	0.00	23.500	1.100	24.6	204.6	6.00	5,335
Bin count: 6															Facility: Leeds Section: F Total:	358,330
															To Even:	359,000

Overall Licensed Bin Capacity for:

Engstrom Bean and Seed, Inc.

Bin count: 28

Licensed Capacity:
(includes pack)

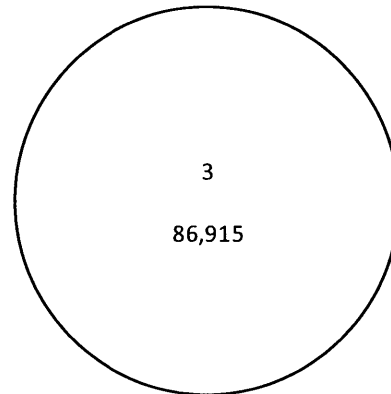
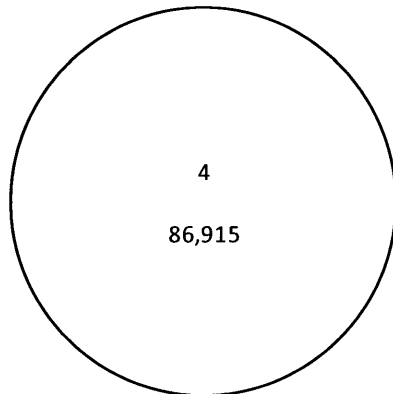
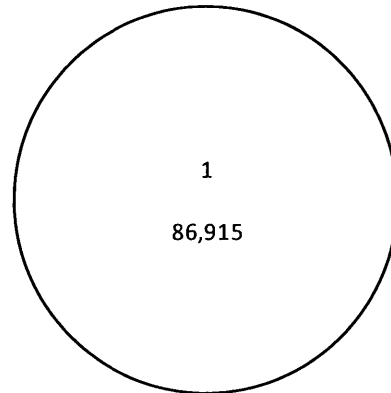
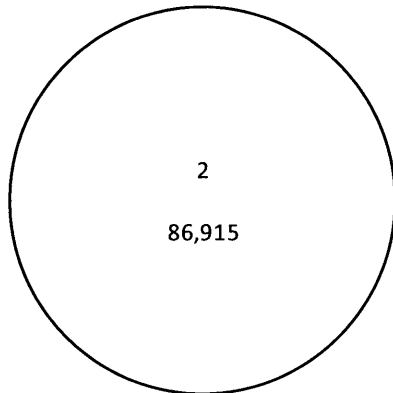
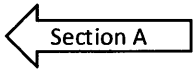
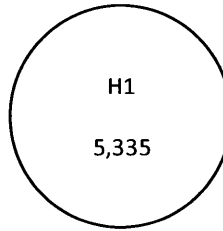
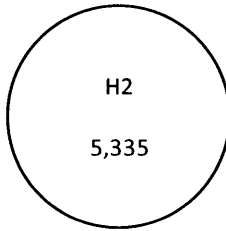
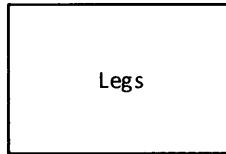
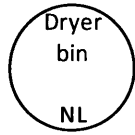
1,041,435 Bu.

Licensed Capacity (to even):
(includes pack and section totals are rounded up to next highest 1000)

1,043,000 Bu.

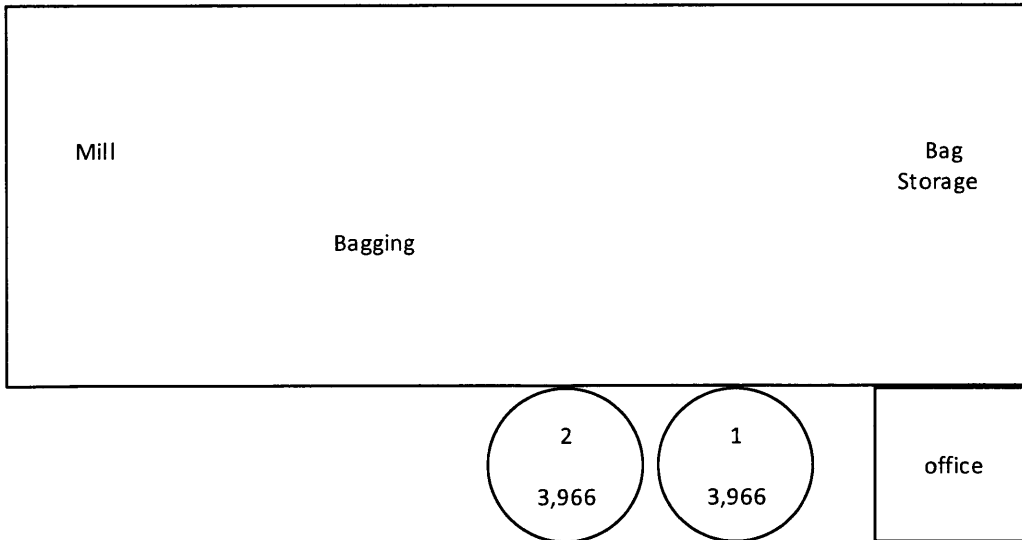
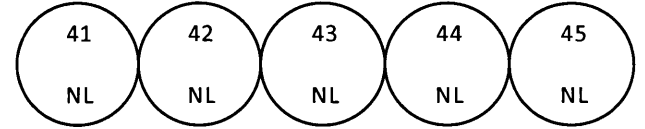
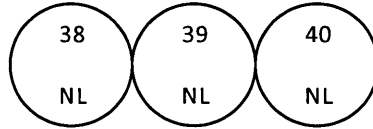
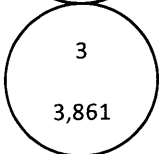
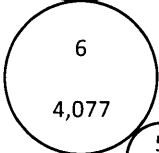
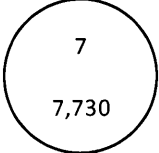
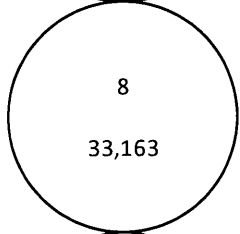
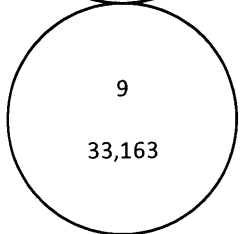
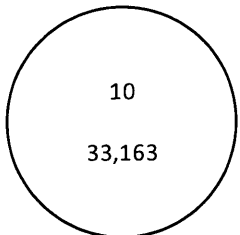
Engstrom Bean & Seed Inc
Leeds, ND
Section F
Corp #2586
Located 1 mile East and 1.5
miles North of Leeds
8-14-18 A.S.

W
S + N
E





N
W + E
S



Engstrom Bean & Seed Inc
Leeds, ND
Section A
Corp #2586
Located 1 mile East and 1.5
miles North of Leeds
8-14-18 A.S.

Engstrom Bean & Seed Inc
Leeds, ND
Section A
Corp #2586
Located 1 mile East and 1.5
miles North of Leeds
8-14-18 A.S.

N
W + E
S

