

Exam Date:08/28/2018

Page: 1

Examiner: 2

County:
Phone: 0
CCC Number:

Location/Container Numbers/Comments	Section	Capacity
-------------------------------------	---------	----------

PART A - ADDITIONAL SPACE TO BE INCLUDED UNDER LICENSE

)11	S	4,855
)12	S	4,855
)13	S	4,855
)14	S	4,855
)15	S	37,553
)16	S	37,553
)17	S	37,553
)18	S	37,553
)09	B	70,082
)10	B	70,082
)11	B	70,082
Γ01	B	4,502
Γ02	B	4,502
Γ03	B	4,502
√05	C	4,000
√01	C	4,855
√02	C	4,855
√04	C	4,855
√05	C	4,855
√07	C	4,855
√08	C	4,855
310	C	4,855
36	C	4,855
37	C	4,855
38	C	4,855
39	C	4,855
Total:		450,789

PART B - SPACE TO BE DELETED UNDER LICENSE

<NO BINS DELETED>

Total: 0

PART C - ALL SPACE TO BE INCLUDED UNDER LICENSE

A	139,000
B	450,000
C	58,000
S	614,000
Total: 1,261,000	

Location/Container Numbers/Comments	Section	Capacity
PART D - TOTAL CAPACITY BY FUNCTIONAL UNIT		
Buffalo 459	S	614,000
Hillsboro 1303	A B	589,000
Mohall 1328	C	58,000
	Total:	1,261,000

Exam Date:08/28/2018

Anchor Ingredients
Hillsboro , ND
County:

Examiner: 2

Status	Section	Bin Number	Bin Type	Base Point	Diameter or Bu/Ft (Irreg.)	Length	Width	Side wall	Add for Hopper	Ded. for Obst.	Effective Depth	Add for Peak	Depth for Capac.	Bushels per Foot	Base Pack%	Bushel Capacity with Pack
--------	---------	------------	----------	------------	-------------------------------	--------	-------	--------------	----------------------	----------------------	--------------------	--------------------	------------------------	------------------------	---------------	------------------------------

Facility: Buffalo

Section: S

	S	001	Peaked		35.800	0.000	0.000	62.80	0.00	0.00	62.800	2.100	64.9	809.2	10.0	57,769
	S	002	Peaked		35.800	0.000	0.000	66.00	0.00	0.00	66.000	2.100	68.1	809.2	10.0	60,618
	S	003	Peaked		35.800	0.000	0.000	66.00	0.00	0.00	66.000	2.100	68.1	809.2	10.0	60,618
	S	004	Peaked		35.800	0.000	0.000	66.00	0.00	0.00	66.000	2.100	68.1	809.2	10.0	60,618
	S	005	Peaked		16.000	0.000	0.000	24.00	2.35	0.00	26.350	1.000	27.4	161.6	5.80	4,685
	S	006	Peaked		16.000	0.000	0.000	24.00	2.35	0.00	26.350	1.000	27.4	161.6	5.80	4,685
	S	007	Peaked		41.900	0.000	0.000	39.15	0.00	0.00	39.150	2.500	41.7	1108.4	10.0	50,842
	S	008	Peaked		41.900	0.000	0.000	31.80	0.00	0.00	31.800	2.500	34.3	1108.4	10.0	41,820
	S	009	Peaked		41.900	0.000	0.000	39.25	0.00	0.00	39.250	2.500	41.8	1108.4	10.0	50,964
	S	010	Peaked		41.900	0.000	0.000	39.25	0.00	0.00	39.250	2.500	41.8	1108.4	10.0	50,964
Added	S	011	Peaked		16.000	0.000	0.000	25.00	2.35	0.00	27.350	1.000	28.4	161.6	5.80	4,855
Added	S	012	Peaked		16.000	0.000	0.000	25.00	2.35	0.00	27.350	1.000	28.4	161.6	5.80	4,855
Added	S	013	Peaked		16.000	0.000	0.000	25.00	2.35	0.00	27.350	1.000	28.4	161.6	5.80	4,855
Added	S	014	Peaked		16.000	0.000	0.000	25.00	2.35	0.00	27.350	1.000	28.4	161.6	5.80	4,855
Added	S	015	Peaked		41.900	0.000	0.000	28.25	0.00	0.00	28.250	2.500	30.8	1108.4	10.0	37,553
Added	S	016	Peaked		41.900	0.000	0.000	28.25	0.00	0.00	28.250	2.500	30.8	1108.4	10.0	37,553
Added	S	017	Peaked		41.900	0.000	0.000	28.25	0.00	0.00	28.250	2.500	30.8	1108.4	10.0	37,553
Added	S	018	Peaked		41.900	0.000	0.000	28.25	0.00	0.00	28.250	2.500	30.8	1108.4	10.0	37,553

Bin count: 18

Facility: Buffalo Section: S Total: **613,215**

To Even: **614,000**

Exam Date:08/28/2018

Anchor Ingredients
Hillsboro , ND
County:

Page: 2

Examiner: 2

Status	Section	Bin Number	Bin Type	Base Point	Diameter or Bu/Ft (Irreg).	Length	Width	Side wall	Add for Hopper	Ded. for Obst.	Effective Depth	Add for Peak	Depth for Capac.	Bushels per Foot	Base Pack%	Bushel Capacity with Pack
--------	---------	------------	----------	------------	-------------------------------	--------	-------	--------------	----------------------	----------------------	--------------------	--------------------	------------------------	------------------------	---------------	------------------------------

Facility: Hillsboro

Section: A

A	001A	Peaked			16.000	0.000	0.000	25.00	2.30	0.00	27.300	1.000	28.3	161.6	5.80	4,838
A	002B	Peaked			16.000	0.000	0.000	25.00	2.30	0.00	27.300	1.000	28.3	161.6	5.80	4,838
A	003C	Peaked			16.000	0.000	0.000	25.00	2.30	0.00	27.300	1.000	28.3	161.6	5.80	4,838
A	004Q	Peaked			16.000	0.000	0.000	25.00	2.30	0.00	27.300	1.000	28.3	161.6	5.80	4,838
A	005R	Peaked			16.000	0.000	0.000	25.00	2.30	0.00	27.300	1.000	28.3	161.6	5.80	4,838
A	006S	Peaked			16.000	0.000	0.000	25.00	2.30	0.00	27.300	1.000	28.3	161.6	5.80	4,838
A	007T	Peaked			16.000	0.000	0.000	25.00	2.30	0.00	27.300	1.000	28.3	161.6	5.80	4,838
A	008U	Peaked			16.000	0.000	0.000	25.00	2.30	0.00	27.300	1.000	28.3	161.6	5.80	4,838
A	009V	Peaked			16.000	0.000	0.000	25.00	2.30	0.00	27.300	1.000	28.3	161.6	5.80	4,838
A	010W	Peaked			16.000	0.000	0.000	25.00	2.30	0.00	27.300	1.000	28.3	161.6	5.80	4,838
A	011X	Peaked			16.000	0.000	0.000	25.00	2.30	0.00	27.300	1.000	28.3	161.6	5.80	4,838
A	012Y	Peaked			16.000	0.000	0.000	25.00	2.30	0.00	27.300	1.000	28.3	161.6	5.80	4,838
A	013Z	Peaked			16.000	0.000	0.000	25.00	2.30	0.00	27.300	1.000	28.3	161.6	5.80	4,838
A	014N	Peaked			19.000	0.000	0.000	15.00	2.70	0.00	17.700	1.100	18.8	227.9	6.20	4,551
A	015O	Peaked			19.000	0.000	0.000	15.00	2.50	0.00	17.500	1.100	18.6	227.9	6.20	4,502
A	016P	Peaked			19.000	0.000	0.000	15.00	2.50	0.00	17.500	1.100	18.6	227.9	6.20	4,502
A	101	Square			0.000	5.400	5.400	32.00	1.00	0.00	33.000	0.000	33.0	23.4	2.00	787
A	102	Square			0.000	4.900	4.900	31.00	1.00	0.00	32.000	0.000	32.0	19.3	2.00	630
A	103	Square			0.000	5.500	5.500	31.00	1.00	0.00	32.000	0.000	32.0	24.3	2.50	797
A	104	Square			0.000	5.750	5.750	33.00	1.00	0.00	34.000	0.000	34.0	26.6	2.50	927
A	105	Square			0.000	5.750	5.750	33.00	1.00	0.00	34.000	0.000	34.0	26.6	2.50	927

Exam Date:08/28/2018

Anchor Ingredients
Hillsboro , ND
County:

Page: 3

Examiner: 2

Status	Section	Bin Number	Bin Type	Base Point	Diameter or Bu/Ft (Irreg.)	Length	Width	Side wall	Add for Hopper	Ded. for Obst.	Effective Depth	Add for Peak	Depth for Capac.	Bushels per Foot	Base Pack%	Bushel Capacity with Pack
--------	---------	------------	----------	------------	-------------------------------	--------	-------	--------------	----------------------	----------------------	--------------------	--------------------	------------------------	------------------------	---------------	------------------------------

Facility: Hillsboro

Section: A

A	106		Square		0.000	5.500	5.500	31.00	1.00	0.00	32.000	0.000	32.0	24.3	2.50	797
A	107		Square		0.000	5.490	5.490	31.00	1.00	0.00	32.000	0.000	32.0	24.2	2.50	793
A	108		Square		0.000	5.400	5.400	32.00	1.00	0.00	33.000	0.000	33.0	23.4	2.00	787
A	109		Square		0.000	5.400	5.400	32.00	1.00	0.00	33.000	0.000	33.0	23.4	2.00	787
A	110		Square		0.000	5.240	5.240	32.00	1.00	0.00	33.000	0.000	33.0	22.1	2.00	744
A	111		Square		0.000	5.500	5.500	31.00	1.00	0.00	32.000	0.000	32.0	24.3	2.50	797
A	112		Square		0.000	5.750	5.750	31.00	1.00	0.00	32.000	0.000	32.0	26.6	2.50	872
A	113		Square		0.000	5.750	5.750	31.00	1.00	0.00	32.000	0.000	32.0	26.6	2.50	872
A	114		Square		0.000	5.400	2.900	29.00	1.00	0.00	30.000	0.000	30.0	12.6	2.00	386
A	115		Square		0.000	5.500	2.900	29.00	1.00	0.00	30.000	0.000	30.0	12.8	2.00	392
A	201		Flat	grain wall ht. 8'	18.000	71.40	61.75	7.000	0.00	0.60	6.400	6.600	13.0	3544.2	10.0	50,683

Bin count: 32

Facility: Hillsboro Section: A Total: 138,427To Even: 139,000

Section: B

B	001		Peaked		24.000	0.000	0.000	18.30	3.40	0.00	21.700	1.400	23.1	363.7	7.80	9,056
B	002		Peaked		35.800	0.000	0.000	22.00	0.00	0.00	22.000	2.100	24.1	809.2	10.0	21,452
B	003		Peaked		35.800	0.000	0.000	22.00	0.00	0.00	22.000	2.100	24.1	809.2	10.0	21,452
B	004		Peaked		35.800	0.000	0.000	22.00	0.00	0.00	22.000	2.100	24.1	809.2	10.0	21,452
B	005		Peaked		35.800	0.000	0.000	22.00	0.00	0.00	22.000	2.100	24.1	809.2	10.0	21,452

Exam Date:08/28/2018

Anchor Ingredients

Page: 4

Examiner: 2

Hillsboro , ND

County:

Status	Section	Bin Number	Bin Type	Base Point	Diameter or Bu/Ft (Irreg.)	Length	Width	Side wall	Add for Hopper	Ded. for Obst.	Effective Depth	Add for Peak	Depth for Capac.	Bushels per Foot	Base Pack%	Bushel Capacity with Pack
--------	---------	------------	----------	------------	-------------------------------	--------	-------	--------------	----------------------	----------------------	--------------------	--------------------	------------------------	------------------------	---------------	------------------------------

Facility: Hillsboro

Section: B

	B	006	Peaked		35.800	0.000	0.000	22.00	0.00	0.00	22.000	2.100	24.1	809.2	10.0	21,452
	B	007	Peaked		35.800	0.000	0.000	22.00	0.00	0.00	22.000	2.100	24.1	809.2	10.0	21,452
	B	008	Peaked		24.000	0.000	0.000	18.30	3.40	0.00	21.700	1.400	23.1	363.7	7.80	9,056
Added	B	009	Peaked		48.000	0.000	0.000	40.40	0.00	0.00	40.400	3.400	43.8	1454.6	10.0	70,082
Added	B	010	Peaked		48.000	0.000	0.000	40.40	0.00	0.00	40.400	3.400	43.8	1454.6	10.0	70,082
Added	B	011	Peaked		48.000	0.000	0.000	40.40	0.00	0.00	40.400	3.400	43.8	1454.6	10.0	70,082
	B	101	Square		0.000	12.00	14.00	14.00	1.20	0.00	15.200	0.000	15.2	135.0	6.50	2,185
	B	102	Square		0.000	12.00	14.00	5.000	1.20	0.00	6.200	0.000	6.2	135.0	6.50	891
	B	103	Square		0.000	12.00	14.00	5.000	1.20	0.00	6.200	0.000	6.2	135.0	6.50	891
	B	104	Square		0.000	12.00	14.00	11.00	1.20	0.00	12.200	0.000	12.2	135.0	6.50	1,754
	B	201	Square		0.000	8.000	8.000	5.000	1.60	0.00	6.600	0.000	6.6	51.4	4.50	354
	B	202	Square		0.000	11.00	11.00	6.000	2.00	0.00	8.000	0.000	8.0	97.3	6.00	825
	B	A	Peaked		16.000	0.000	0.000	35.00	2.50	0.00	37.500	1.000	38.5	161.6	5.80	6,583
	B	B	Peaked		16.000	0.000	0.000	35.00	2.50	0.00	37.500	1.000	38.5	161.6	5.80	6,583
	B	C	Peaked		16.000	0.000	0.000	35.00	2.50	0.00	37.500	1.000	38.5	161.6	5.80	6,583
	B	D	Peaked		16.000	0.000	0.000	35.00	2.50	0.00	37.500	1.000	38.5	161.6	5.80	6,583
	B	E	Peaked		16.000	0.000	0.000	35.00	2.50	0.00	37.500	1.000	38.5	161.6	5.80	6,583
	B	F	Peaked		16.000	0.000	0.000	35.00	2.50	0.00	37.500	1.000	38.5	161.6	5.80	6,583
	B	G	Peaked		16.000	0.000	0.000	35.00	2.50	0.00	37.500	1.000	38.5	161.6	5.80	6,583
	B	H	Peaked		16.000	0.000	0.000	35.00	2.50	0.00	37.500	1.000	38.5	161.6	5.80	6,583
	B	I	Peaked		16.000	0.000	0.000	35.00	2.30	0.00	37.300	1.000	38.3	161.6	5.80	6,548

Exam Date:08/28/2018

Anchor Ingredients
Hillsboro , ND
County:

Examiner: 2

Status	Section	Bin Number	Bin Type	Base Point	Diameter or Bu/Ft (Irreg.)	Length	Width	Side wall	Add for Hopper	Ded. for Obst.	Effective Depth	Add for Peak	Depth for Capac.	Bushels per Foot	Base Pack%	Bushel Capacity with Pack
--------	---------	------------	----------	------------	-------------------------------	--------	-------	--------------	----------------------	----------------------	--------------------	--------------------	------------------------	------------------------	---------------	------------------------------

Facility: Hillsboro

Section: B

	B	J	Peaked		16.000	0.000	0.000	35.00	2.50	0.00	37.500	1.000	38.5	161.6	5.80	6,583
	B	K	Peaked		16.000	0.000	0.000	35.00	2.50	0.00	37.500	1.000	38.5	161.6	5.80	6,583
Added	B	T01	Peaked		19.000	0.000	0.000	15.00	2.50	0.00	17.500	1.100	18.6	227.9	6.20	4,502
Added	B	T02	Peaked		19.000	0.000	0.000	15.00	2.50	0.00	17.500	1.100	18.6	227.9	6.20	4,502
Added	B	T03	Peaked		19.000	0.000	0.000	15.00	2.50	0.00	17.500	1.100	18.6	227.9	6.20	4,502

Bin count: 31

Facility: Hillsboro Section: B Total: 449,854

To Even: 450,000

Status	Section	Bin Number	Bin Type	Base Point	Diameter or Bu/Ft (Irreg.)		Side wall	Add for Hopper	Ded. for Obst.	Effective Depth	Add for Peak	Depth for Capac.	Bushels per Foot	Base Pack%	Bushel Capacity with Pack
					Length	Width									

Facility: Mohall

Section: C

Added	C	M05	Peaked		16.000	0.000	0.000	20.00	2.40	0.00	22.400	1.000	23.4	161.6	5.80	4,000
Added	C	N01	Peaked		16.000	0.000	0.000	25.00	2.40	0.00	27.400	1.000	28.4	161.6	5.80	4,855
Added	C	N02	Peaked		16.000	0.000	0.000	25.00	2.40	0.00	27.400	1.000	28.4	161.6	5.80	4,855
Added	C	N04	Peaked		16.000	0.000	0.000	25.00	2.40	0.00	27.400	1.000	28.4	161.6	5.80	4,855
Added	C	N05	Peaked		16.000	0.000	0.000	25.00	2.40	0.00	27.400	1.000	28.4	161.6	5.80	4,855
Added	C	N07	Peaked		16.000	0.000	0.000	25.00	2.40	0.00	27.400	1.000	28.4	161.6	5.80	4,855
Added	C	N08	Peaked		16.000	0.000	0.000	25.00	2.40	0.00	27.400	1.000	28.4	161.6	5.80	4,855
Added	C	S10	Peaked		16.000	0.000	0.000	25.00	2.40	0.00	27.400	1.000	28.4	161.6	5.80	4,855
Added	C	S6	Peaked		16.000	0.000	0.000	25.00	2.40	0.00	27.400	1.000	28.4	161.6	5.80	4,855
Added	C	S7	Peaked		16.000	0.000	0.000	25.00	2.40	0.00	27.400	1.000	28.4	161.6	5.80	4,855
Added	C	S8	Peaked		16.000	0.000	0.000	25.00	2.40	0.00	27.400	1.000	28.4	161.6	5.80	4,855
Added	C	S9	Peaked		16.000	0.000	0.000	25.00	2.40	0.00	27.400	1.000	28.4	161.6	5.80	4,855

Bin count: 12

Facility: Mohall Section: C Total: 57,405

To Even: 58,000

Overall Licensed Bin Capacity for:

Anchor Ingredients

Bin count: 93

Licensed Capacity:
(includes pack)

1,258,901 Bu.

Licensed Capacity (to even):
(includes pack and section totals are rounded up to next highest 1000)

1,261,000 Bu.

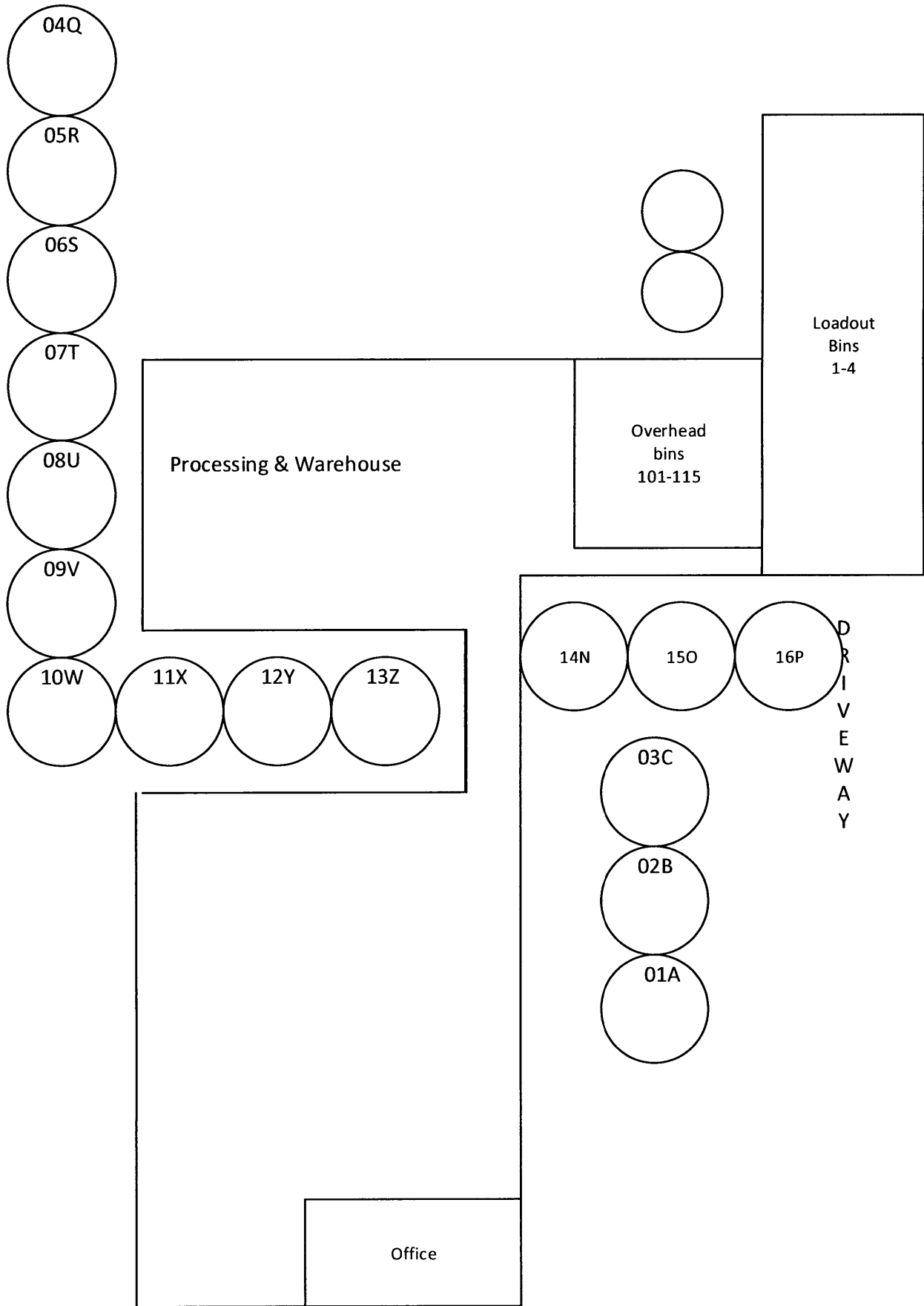
North

Anchor Ingredients
Hillsboro, ND
Section A
Overhead and Loadout bins

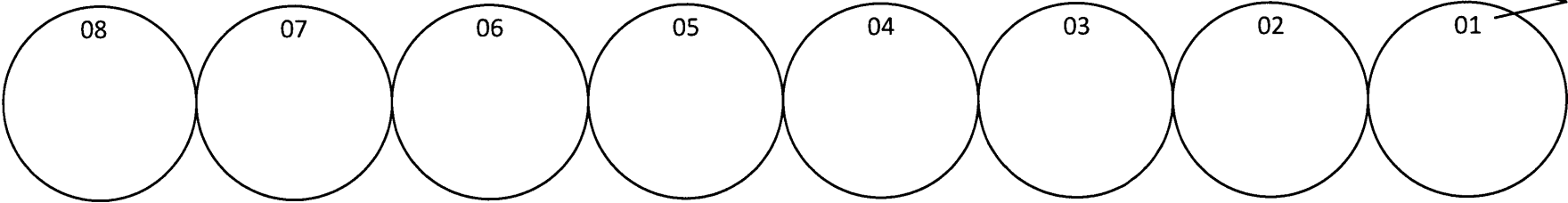
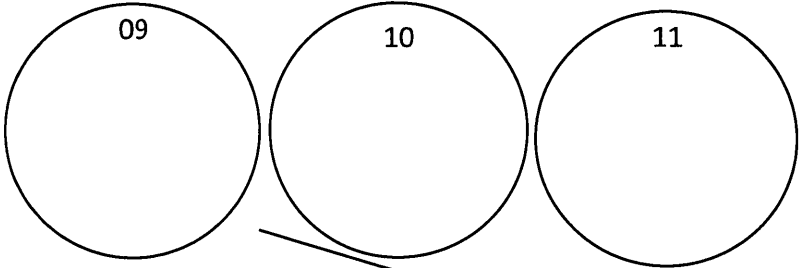
North

104	105	112	113		
103	106	111	ML X X X X X X X X	LO-1	LO-2
102	107	110		LO-4	LO-3
101	108	109	114	Driveway	
			115		

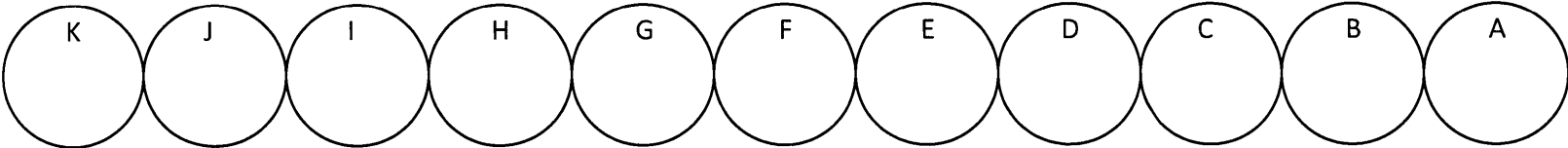
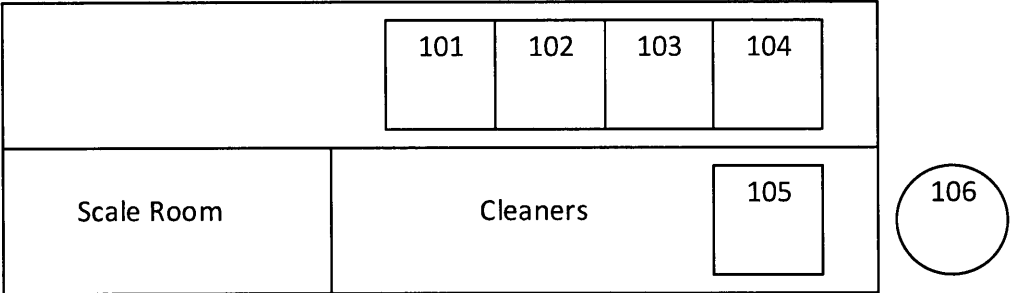
Anchor Ingredients
Hillsboro, ND
Section A



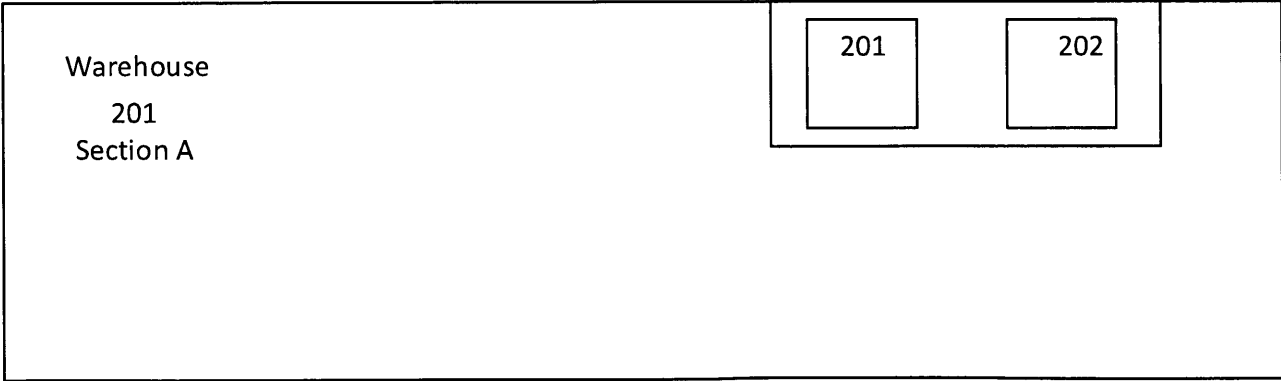
Anchor Ingredients
Hillsboro, ND – West
Section B

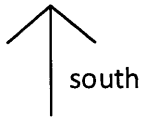


Driveway

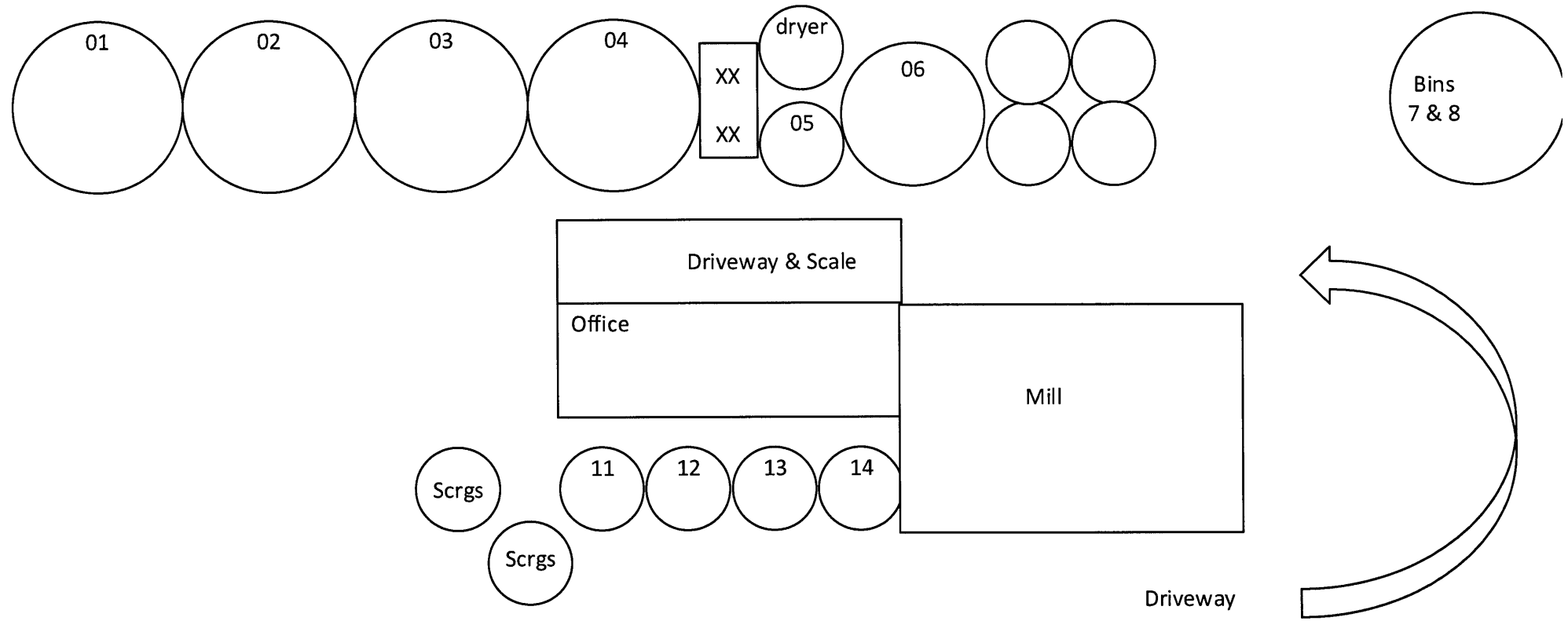


Warehouse
201
Section A

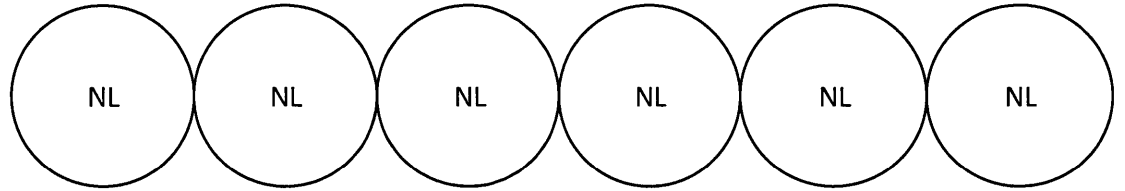
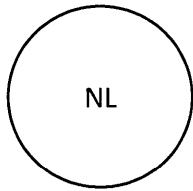
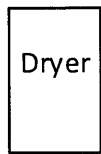
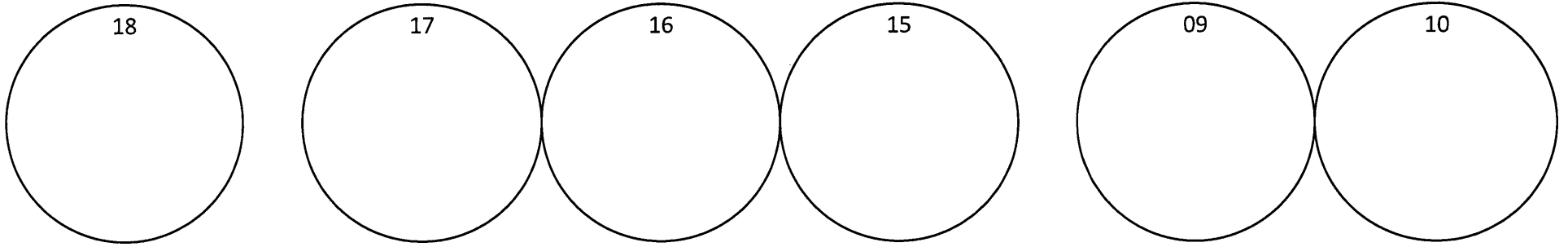
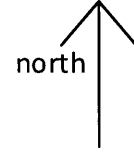
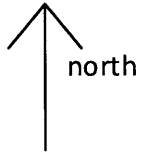





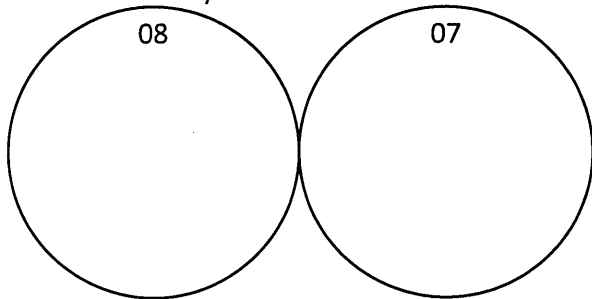
Anchor Ingredients
Buffalo, ND
Section S




Anchor Ingredients
Buffalo, ND
Section S – north



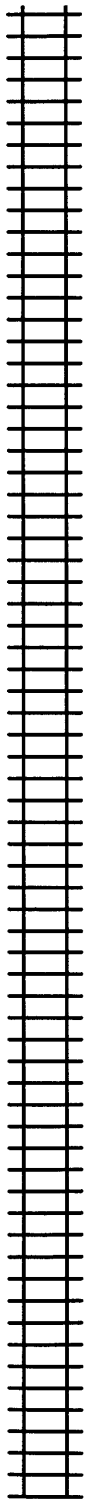
Bin 7 & 8
South by the RR – west of Mill



driveway

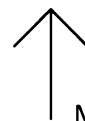


Mill

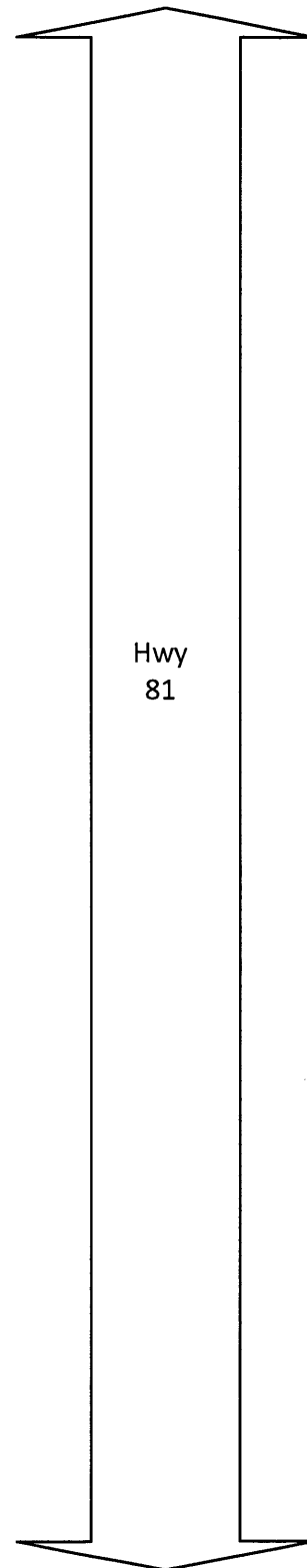
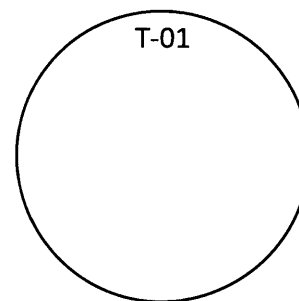
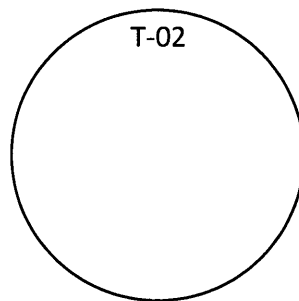
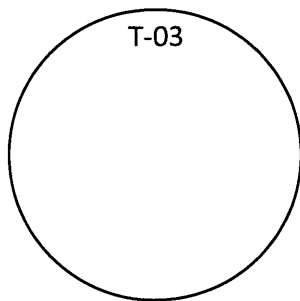

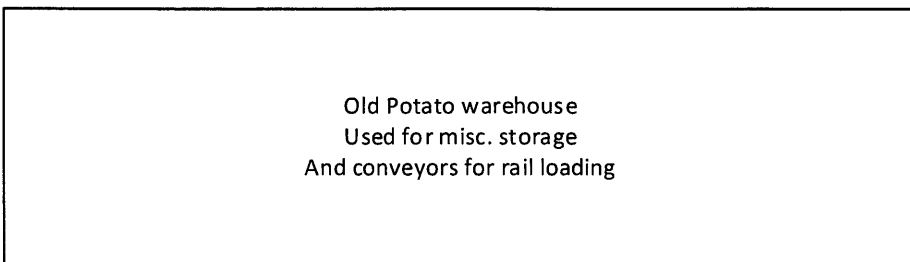


Current as of
10-26-17

Anchor Ingredients
Hillsboro, ND – South
Section B



Main section B
3 blocks north



Anchor Ingredients
Mohall, ND
Section C

