


March 15, 2017

North Dakota Public Services Commission
600 East Boulevard Ave., Dept. 408
Bismarck, ND 58505-0480




RE: Targa Resources Operating LLC 32296 Annual Gas Report

To whom it may concern;


Enclosed is the 2016 Annual Report for Natural and other Gas Transmission and Gathering Systems as it applies to the State of North Dakota. This report was filed with PHMSA via the PHMSA Portal under operator number 32296. The DOT tracking number is 20176034-32959.

Please address any questions, requests, or comments to myself using the contact information below.

Sincerely,



Jill Watson
Compliance Coordinator
Targa Resources
1399 Davison Rd.
Sulphur, LA 70665
jawatson@targaresources.com
337-583-5257

 <p>U.S. Department of Transportation Pipeline and Hazardous Materials Safety Administration</p>	<p>ANNUAL REPORT FOR CALENDAR YEAR 2016 NATURAL OR OTHER GAS TRANSMISSION and GATHERING SYSTEMS</p>	Initial Date Submitted	03/15/2017
		Report Submission Type	INITIAL
		Date Submitted	

A federal agency may not conduct or sponsor, and a person is not required to respond to, nor shall a person be subject to a penalty for failure to comply with a collection of information subject to the requirements of the Paperwork Reduction Act unless that collection of information displays a current valid OMB Control Number. The OMB Control Number for this information collection is 2137-0522. Public reporting for this collection of information is estimated to be approximately 22 hours per response, including the time for reviewing instructions, gathering the data needed, and completing and reviewing the collection of information. All responses to this collection of information are mandatory. Send comments regarding this burden estimate or any other aspect of this collection of information, including suggestions for reducing this burden to: Information Collection Clearance Officer, PHMSA, Office of Pipeline Safety (PHP-30) 1200 New Jersey Avenue, SE, Washington, D.C. 20590.

Important: Please read the separate instructions for completing this form before you begin. They clarify the information requested and provide specific examples. If you do not have a copy of the instructions, you can obtain one from the PHMSA Pipeline Safety Community Web Page at <http://www.phmsa.dot.gov/pipeline/library/forms>.

PART A - OPERATOR INFORMATION	DOT USE ONLY	20176034 - 32959
--------------------------------------	--------------	------------------

1. OPERATOR'S 5 DIGIT IDENTIFICATION NUMBER (OPID) 32296	2. NAME OF OPERATOR: TARGA RESOURCES OPERATING LLC IF SUBSIDIARY, NAME OF PARENT: Targa Resources Corp
--	---

3. RESERVED	4. HEADQUARTERS ADDRESS: 1000 LOUISIANA SUITE 4300 Street Address HOUSTON City State: TX Zip Code: 77002
-------------	---

5. THIS REPORT PERTAINS TO THE FOLLOWING COMMODITY GROUP: (Select Commodity Group based on the predominant gas carried and complete the report for that Commodity Group. File a separate report for each Commodity Group included in this OPID.)

Natural Gas

6. RESERVED

7. FOR THE DESIGNATED "COMMODITY GROUP", THE PIPELINES AND/OR PIPELINE FACILITIES INCLUDED WITHIN THIS OPID ARE: (Select one or both)

INTERstate pipeline – List all of the States and OSC portions in which INTERstate pipelines and/or pipeline facilities included under this OPID exist. **LOUISIANA, OCS-Gulf of Mexico** etc.

INTRAstate pipeline – List all of the States in which INTRAstate pipelines and or pipeline facilities included under this OPID exist. **LOUISIANA, NEW MEXICO, NORTH DAKOTA, TEXAS** etc.

8. RESERVED

For the designated Commodity Group, complete PARTs B, C, D, and E one time for all pipelines and/or pipeline facilities – both INTERstate and INTRAsate - included within this OPID.

PART B – TRANSMISSION PIPELINE HCA MILES	
	Number of HCA Miles
Onshore	6
Offshore	0
Total Miles	6

PART C - VOLUME TRANSPORTED IN TRANSMISSION PIPELINES (ONLY) IN MILLION SCF PER YEAR (excludes transmission lines of Gas Distribution systems)	Check this box and do not complete PART C if this report only includes gathering pipelines or transmission lines of gas distribution systems	
	Onshore	Offshore
Natural Gas	258658	
Propane Gas		
Synthetic Gas		
Hydrogen Gas		
Landfill Gas		
Other Gas - Name:		

PART D - MILES OF STEEL PIPE BY CORROSION PROTECTION										
	Steel Cathodically protected		Steel Cathodically unprotected		Cast Iron	Wrought Iron	Plastic	Composite ¹	Other	Total Miles
	Bare	Coated	Bare	Coated						
Transmission										
Onshore	7	168.6	0	0	0	0	4.3	0	0	179.9
Offshore	0	0	0	0	0	0	0	0	0	0
Subtotal Transmission	7	168.6	0	0	0	0	4.3	0	0	179.9
Gathering										
Onshore Type A	54.1	99	0	0	0	0	1.6	0	0	154.7
Onshore Type B	0	1.5	0	0	0	0	2.9	0	0	4.4
Offshore	0	236	0	0	0	0	0	0	0	236
Subtotal Gathering	54.1	336.5	0	0	0	0	4.5	0	0	395.1
Total Miles	61.1	505.1	0	0	0	0	8.8	0	0	575

¹Use of Composite pipe requires a PHMSA Special Permit or waiver from a State

PART E – Reserved. Data for Part E has been merged into Part D for 2010 and 2011 Annual Reports.

For the designated Commodity Group, complete PARTs F and G one time for all INTERstate pipelines and/or pipeline facilities included within this OPID and multiple times as needed for the designated Commodity Group for each State in which INTRAsate pipelines and/or pipeline facilities included within this OPID exist. Each time these sections are completed, designate the State to which the data applies for INTRAsate pipelines and/or pipeline facilities, or that it applies to all INTERstate pipelines included within this Commodity Group and OPID.

PARTs F and G

The data reported in these PARTs for the designated Commodity Group, complete PARTs F and G one time for all INTERstate pipelines and/or pipeline facilities included within this OPID and multiple times as needed for the designated Commodity Group for each State in which INTRAsate pipelines and/or pipeline facilities included within this OPID exist. Part F "WITHIN AN HCA SEGMENT" data and Part G may be completed only if HCA Miles in Part L is greater than zero applies to: (select only one)

PART F - INTEGRITY INSPECTIONS CONDUCTED AND ACTIONS TAKEN BASED ON INSPECTION

pipelines/pipeline facilities

1. MILEAGE INSPECTED IN CALENDAR YEAR USING THE FOLLOWING IN-LINE INSPECTION (ILI) TOOLS

a. Corrosion or metal loss tools	
b. Dent or deformation tools	
c. Crack or long seam defect detection tools	
d. Any other internal inspection tools, specify other tools:	
1. Internal Inspection Tools - Other	
e. Total tool mileage inspected in calendar year using in-line inspection tools. (Lines a + b + c + d)	

2. ACTIONS TAKEN IN CALENDAR YEAR BASED ON IN-LINE INSPECTIONS

a. Based on ILI data, total number of anomalies excavated in calendar year because they met the operator's criteria for excavation.	
b. Total number of anomalies repaired in calendar year that were identified by ILI based on the operator's criteria, both within an HCA Segment and outside of an HCA Segment.	
c. Total number of conditions repaired WITHIN AN HCA SEGMENT meeting the definition of:	
1. "Immediate repair conditions" [192.933(d)(1)]	
2. "One-year conditions" [192.933(d)(2)]	
3. "Monitored conditions" [192.933(d)(3)]	
4. Other "Scheduled conditions" [192.933(c)]	

3. MILEAGE INSPECTED AND ACTIONS TAKEN IN CALENDAR YEAR BASED ON PRESSURE TESTING

a. Total mileage inspected by pressure testing in calendar year.	
b. Total number of pressure test failures (ruptures and leaks) repaired in calendar year, both within an HCA Segment and outside of an HCA Segment.	
c. Total number of pressure test ruptures (complete failure of pipe wall) repaired in calendar year WITHIN AN HCA SEGMENT.	
d. Total number of pressure test leaks (less than complete wall failure but including escape of test medium) repaired in calendar year WITHIN AN HCA SEGMENT.	

4. MILEAGE INSPECTED AND ACTIONS TAKEN IN CALENDAR YEAR BASED ON DA (Direct Assessment methods)

a. Total mileage inspected by each DA method in calendar year.	
1. ECDA	
2. ICDA	
3. SCCDA	
b. Total number of anomalies identified by each DA method and repaired in calendar year based on the operator's criteria, both within an HCA Segment and outside of an HCA Segment.	
1. ECDA	

2. ICDA	
3. SCCDA	
c. Total number of conditions repaired in calendar year WITHIN AN HCA SEGMENT meeting the definition of:	
1. "Immediate repair conditions" [192.933(d)(1)]	
2. "One-year conditions" [192.933(d)(2)]	
3. "Monitored conditions" [192.933(d)(3)]	
4. Other "Scheduled conditions" [192.933(c)]	
5. MILEAGE INSPECTED AND ACTIONS TAKEN IN CALENDAR YEAR BASED ON OTHER INSPECTION TECHNIQUES	
a. Total mileage inspected by inspection techniques other than those listed above in calendar year.	
1. Other Inspection Techniques	
b. Total number of anomalies identified by other inspection techniques and repaired in calendar year based on the operator's criteria, both within an HCA Segment and outside of an HCA Segment.	
c. Total number of conditions repaired in calendar year WITHIN AN HCA SEGMENT meeting the definition of:	
1. "Immediate repair conditions" [192.933(d)(1)]	
2. "One-year conditions" [192.933(d)(2)]	
3. "Monitored conditions" [192.933(d)(3)]	
4. Other "Scheduled conditions" [192.933(c)]	
6. TOTAL MILEAGE INSPECTED (ALL METHODS) AND ACTIONS TAKEN IN CALENDAR YEAR	
a. Total mileage inspected in calendar year. (Lines 1.e + 3.a + 4.a.1 + 4.a.2 + 4.a.3 + 5.a)	
b. Total number of anomalies repaired in calendar year both within an HCA Segment and outside of an HCA Segment. (Lines 2.b + 3.b + 4.b.1 + 4.b.2 + 4.b.3 + 5.b)	
c. Total number of conditions repaired in calendar year WITHIN AN HCA SEGMENT. (Lines 2.c.1 + 2.c.2 + 2.c.3 + 2.c.4 + 3.c + 3.d + 4.c.1 + 4.c.2 + 4.c.3 + 4.c.4 + 5.c.1 + 5.c.2 + 5.c.3 + 5.c.4)	
d. Total number of actionable anomalies eliminated by pipe replacement in calendar year WITHIN AN HCA SEGMENT:	
e. Total number of actionable anomalies eliminated by pipe abandonment in calendar year WITHIN AN HCA SEGMENT:	
PART G - MILES OF BASELINE ASSESSMENTS AND REASSESSMENTS COMPLETED IN CALENDAR YEAR (HCA Segment miles ONLY)	
a. Baseline assessment miles completed during the calendar year.	
b. Reassessment miles completed during the calendar year.	
c. Total assessment and reassessment miles completed during the calendar year.	

PARTs H, I, J, K, L, M, P, Q, and R

The data reported in these PARTs applies to: *(select only one)*

INTRASTATE pipelines/pipeline facilities NORTH DAKOTA

PART H - MILES OF TRANSMISSION PIPE BY NOMINAL PIPE SIZE (NPS)

Onshore	NPS 4 or less	6	8	10	12	14	16	18	20
	0	0	0	0	0	0	0	0	0
	22	24	26	28	30	32	34	36	38
	0	0	0	0	0	0	0	0	0
	40	42	44	46	48	52	56	58 and over	
	0	0	0	0	0	0	0	0	
Additional Sizes and Miles (Size – Miles;): 0 - 0; 0 - 0; 0 - 0; 0 - 0; 0 - 0; 0 - 0; 0 - 0; 0 - 0; 0 - 0; 0 - 0;									
0	Total Miles of Onshore Pipe – Transmission								
Offshore	NPS 4 or less	6	8	10	12	14	16	18	20
	0	0	0	0	0	0	0	0	0
	22	24	26	28	30	32	34	36	38

	0	0	0	0	0	0	0	0	0
	40	42	44	46	48	52	56	58 and over	
	0	0	0	0	0	0	0	0	
Additional Sizes and Miles (Size – Miles): 0 - 0; 0 - 0; 0 - 0; 0 - 0; 0 - 0; 0 - 0; 0 - 0; 0 - 0; 0 - 0;									
0	Total Miles of Offshore Pipe – Transmission								

PART I - MILES OF GATHERING PIPE BY NOMINAL PIPE SIZE (NPS)

Onshore Type A	NPS 4 or less	6	8	10	12	14	16	18	20
	0	0	0	0	0	0	0	0	0
	22	24	26	28	30	32	34	36	38
	0	0	0	0	0	0	0	0	0
	40	42	44	46	48	52	56	58 and over	
	0	0	0	0	0	0	0	0	
Additional Sizes and Miles (Size – Miles): 0 - 0; 0 - 0; 0 - 0; 0 - 0; 0 - 0; 0 - 0; 0 - 0; 0 - 0; 0 - 0;									

0 Total Miles of Onshore Type A Pipe – Gathering

Onshore Type B	NPS 4 or less	6	8	10	12	14	16	18	20
	0	0	0	0	0	0	0	0	0
	22	24	26	28	30	32	34	36	38
	0	0	0	0	0	0	0	0	0
	40	42	44	46	48	52	56	58 and over	
	0	0	0	0	0	0	0	0	
Additional Sizes and Miles (Size – Miles): 0 - 0; 0 - 0; 0 - 0; 0 - 0; 0 - 0; 0 - 0; 0 - 0; 0 - 0; 0 - 0;									

7 Total Miles of Onshore Type B Pipe – Gathering

Offshore	NPS 4 or less	6	8	10	12	14	16	18	20
	0	0	0	0	0	0	0	0	0
	22	24	26	28	30	32	34	36	38
	0	0	0	0	0	0	0	0	0
	40	42	44	46	48	52	56	58 and over	
	0	0	0	0	0	0	0	0	
Additional Sizes and Miles (Size – Miles): 0 - 0; 0 - 0; 0 - 0; 0 - 0; 0 - 0; 0 - 0; 0 - 0; 0 - 0; 0 - 0;									

0 Total Miles of Offshore Pipe – Gathering

PART J – MILES OF PIPE BY DECADE INSTALLED

Decade Pipe Installed	Unknown	Pre-40	1940 - 1949	1950 - 1959	1960 - 1969	1970 - 1979
Transmission						
Onshore	0	0	0	0	0	0
Offshore	0	0	0	0	0	0
Subtotal Transmission	0	0	0	0	0	0
Gathering						
Onshore Type A	0	0	0	0	0	0
Onshore Type B	0	0	0	0	0	0
Offshore	0	0	0	0	0	0
Subtotal Gathering	0	0	0	0	0	0
Total Miles	0	0	0	0	0	0
Decade Pipe Installed	1980 - 1989	1990 - 1999	2000 - 2009	2010 - 2019	Total Miles	
Transmission						
Onshore	0	0	0	0		0
Offshore	0	0	0	0		0
Subtotal Transmission	0	0	0	0		0
Gathering						
Onshore Type A	0	0	0	0		0
Onshore Type B	0	0	0	.7		.7
Offshore	0	0	0	0		0
Subtotal Gathering	0	0	0	.7		.7
Total Miles	0	0	0	.7		.7

PART K- MILES OF TRANSMISSION PIPE BY SPECIFIED MINIMUM YIELD STRENGTH

ONSHORE	CLASS LOCATION				Total Miles
	Class 1	Class 2	Class 3	Class 4	
Steel pipe Less than 20% SMYS	0	0	0	0	0
Steel pipe Greater than or equal to 20% SMYS but less than 30% SMYS	0	0	0	0	0
Steel pipe Greater than or equal to 30% SMYS but less than or equal to 40% SMYS	0	0	0	0	0
Steel pipe Greater than 40% SMYS but less than or equal to 50% SMYS	0	0	0	0	0
Steel pipe Greater than 50% SMYS but less than or equal to 60% SMYS	0	0	0	0	0
Steel pipe Greater than 60% SMYS but less than or equal to 72% SMYS	0	0	0	0	0
Steel pipe Greater than 72% SMYS but less than or equal to 80% SMYS	0	0	0	0	0
Steel pipe Greater than 80% SMYS	0	0	0	0	0
Steel pipe Unknown percent of SMYS	0	0	0	0	0
All Non-Steel pipe	0	0	0	0	0
Onshore Totals	0	0	0	0	0

OFFSHORE	Class 1	
Less than or equal to 50% SMYS	0	
Greater than 50% SMYS but less than or equal to 72% SMYS	0	
Steel pipe Greater than 72% SMYS	0	
Steel Pipe Unknown percent of SMYS	0	
All non-steel pipe	0	
Offshore Total	0	0
Total Miles	0	0

PART L - MILES OF PIPE BY CLASS LOCATION

	Class Location				Total Class Location Miles	HCA Miles in the IMP Program
	Class 1	Class 2	Class 3	Class 4		
Transmission						
Onshore	0	0	0	0	0	
Offshore	0	0	0	0	0	
Subtotal Transmission	0	0	0	0	0	
Gathering						
Onshore Type A	0	0	0	0	0	
Onshore Type B	0	0	.7	0	.7	
Offshore	0	0	0	0	0	
Subtotal Gathering	0	0	.7	0	.7	
Total Miles	0	0	.7	0	.7	

PART M - FAILURES, LEAKS, AND REPAIRS

PART M - ALL LEAKS TO BE REPORTED IN CATEGORY 1, 2, OR 3 & FAILURES IN HCA SEGMENTS IN CATEGORY 4

Cause	Transmission Leaks, and Failures					Gathering Leaks		
	Leaks				Failures in HCA Segments	Onshore Leaks		Offshore Leaks
	Onshore Leaks		Offshore Leaks			Type A	Type B	
	HCA	Non-HCA	HCA	Non-HCA				
External Corrosion	0	0	0	0	0	0	0	0
Internal Corrosion	0	0	0	0	0	0	0	0
Stress Corrosion Cracking	0	0	0	0	0	0	0	0
Manufacturing	0	0	0	0	0	0	0	0
Construction	0	0	0	0	0	0	0	0
Equipment	0	0	0	0	0	0	0	0
Incorrect Operations	0	0	0	0	0	0	0	0
Third Party Damage/Mechanical Damage								
Excavation Damage	0	0	0	0	0	0	0	0
Previous Damage (due to Excavation Activity)	0	0	0	0	0	0	0	0
Vandalism (includes all Intentional Damage)	0	0	0	0	0	0	0	0
Weather Related/Other Outside Force								
Natural Force Damage (all)	0	0	0	0	0	0	0	0
Other Outside Force Damage (excluding Vandalism and all Intentional Damage)	0	0	0	0	0	0	0	0
Other	0	0	0	0	0	0	0	0
Total	0	0	0	0	0	0	0	0

PART M2 - KNOWN SYSTEM LEAKS AT END OF YEAR SCHEDULED FOR REPAIR			
Transmission	0	Gathering	0
PART M3 - LEAKS ON FEDERAL LAND OR OCS REPAIRED OR SCHEDULED FOR REPAIR			
Transmission		Gathering	
Onshore	0	Onshore Type A	0
		Onshore Type B	0
OCS	0	OCS	0
Subtotal Transmission	0	Subtotal Gathering	0
Total	0		

PART P - MILES OF PIPE BY MATERIAL AND CORROSION PROTECTION STATUS										
	Steel Cathodically protected		Steel Cathodically unprotected		Cast Iron	Wrought Iron	Plastic	Composite ¹	Other ²	Total Miles
	Bare	Coated	Bare	Coated						
Transmission										
Onshore	0	0	0	0	0	0	0	0	0	0
Offshore	0	0	0	0	0	0	0	0	0	0
Subtotal Transmission	0	0	0	0	0	0	0	0	0	0
Gathering										
Onshore Type A	0	0	0	0	0	0	0	0	0	0
Onshore Type B	0	.7	0	0	0	0	0	0	0	.7
Offshore	0	0	0	0	0	0	0	0	0	0
Subtotal Gathering	0	.7	0	0	0	0	0	0	0	.7
Total Miles	0	.7	0	0	0	0	0	0	0	.7

¹Use of Composite pipe requires PHMSA Special Permit or waiver from a State

²specify Other material(s):

Part Q - Gas Transmission Miles by §192.619 MAOP Determination Method

	(a)(1) Total	(a)(1) Incomplete Records	(a)(2) Total	(a)(2) Incomplete Records	(a)(3) Total	(a)(3) Incomplete Records	(a)(4) Total	(a)(4) Incomplete Records	(c) Total	(c) Incomplete Records	(d) Total	(d) Incomplete Records	Other ¹ Total	Other Incomplete Records	
Class 1 (in HCA)	0	0	0	0	0	0	0	0	0	0	0	0	0	0	
Class 1 (not in HCA)	0		0		0		0		0		0		0		
Class 2 (in HCA)	0	0	0	0	0	0	0	0	0	0	0	0	0	0	
Class 2 (not in HCA)	0		0		0		0		0		0		0		
Class 3 (in HCA)	0	0	0	0	0	0	0	0	0	0	0	0	0	0	
Class 3 (not in HCA)	0	0	0	0	0	0	0	0	0	0	0	0	0	0	
Class 4 (in HCA)	0	0	0	0	0	0	0	0	0	0	0	0	0	0	
Class 4 (not in HCA)	0	0	0	0	0	0	0	0	0	0	0	0	0		
Total	0	0	0	0	0	0	0	0	0	0	0	0	0	0	
Grand Total									0						
Sum of Total row for all "Incomplete Records" columns									0						

¹Specify Other method(s):

Class 1 (in HCA)		Class 1 (not in HCA)	
Class 2 (in HCA)		Class 2 (not in HCA)	
Class 3 (in HCA)		Class 3 (not in HCA)	
Class 4 (in HCA)		Class 4 (not in HCA)	

Part R - Gas Transmission Miles by Pressure Test (PT) Range and Internal Inspection

Location	PT ≥ 1.25 MAOP		1.25 MAOP > PT ≥ 1.1 MAOP		PT < 1.1 or No PT	
	Miles Internal Inspection ABLE	Miles Internal Inspection NOT ABLE	Miles Internal Inspection ABLE	Miles Internal Inspection NOT ABLE	Miles Internal Inspection ABLE	Miles Internal Inspection NOT ABLE
Class 1 in HCA	0	0	0	0	0	0
Class 2 in HCA	0	0	0	0	0	0
Class 3 in HCA	0	0	0	0	0	0
Class 4 in HCA	0	0	0	0	0	0
in HCA subTotal	0	0	0	0	0	0
Class 1 not in HCA	0	0	0	0	0	0
Class 2 not in HCA	0	0	0	0	0	0
Class 3 not in HCA	0	0	0	0	0	0
Class 4 not in HCA	0	0	0	0	0	0
not in HCA subTotal	0	0	0	0	0	0
Total	0	0	0	0	0	0
PT ≥ 1.25 MAOP Total			0	Total Miles Internal Inspection ABLE		0
1.25 MAOP > PT ≥ 1.1 MAOP Total			0	Total Miles Internal Inspection NOT ABLE		0
PT < 1.1 or No PT Total			0	Grand Total		0
Grand Total			0			

For the designated Commodity Group, complete PART N one time for all of the pipelines and/or pipeline facilities included within this OPID, and then also PART O if any gas transmission pipeline facilities included within this OPID have Part L HCA mile value greater than zero.

PART N - PREPARER SIGNATURE	
Tim Huffer _____ Preparer's Name(type or print)	(337) 583-5200 Telephone Number
Manager, Regulatory Compliance _____ Preparer's Title	
thuffer@targaresources.com _____ Preparer's E-mail Address	

PART O - CERTIFYING SIGNATURE (applicable only to PARTS B, F, G, and M)	
_____ Francis Foret _____ Senior Executive Officer's name certifying the information in PARTs B, F, G, and M as required by 49 U.S.C. 60109(f)	(713) 584-1138 Telephone Number
Sr. Vice President - Operations _____ Senior Executive Officer's title certifying the information in PARTs B, F, G, and M as required by 49 U.S.C. 60109(f)	
fforet@targaresources.com _____ Senior Executive Officer's E-mail Address	