




**ONEOK  
PARTNERS**

CERTIFIED MAIL 7015 3010 0001 0423 2023  
RETURN RECEIPT REQUESTED

March 10, 2017

Mr. Craig R. Reamann  
Pipeline Safety Program Manager  
State of North Dakota Public Service Commission  
State Capitol, 12th Floor, Dept 408  
Bismarck, ND 58505-0480



Dear Mr. Reamann,

In compliance with the requirements of 49 CFR Part 191;  
**ONEOK Rockies Midstream, L.L.C. OPID 31582** is filing with your office the following:  
PHMSA F 7100.2-1, "Annual Report for CY 2016 Natural or Other Gas T&G Systems" Montana and  
North Dakota

Also, notifications of Senior Executive Official change to Mr. David Roensch, Vice President, Natural  
Gas Gathering and Processing Operations.

One copy is enclosed. I have completed the online submission to:  
<https://www.portal.phmsa.dot.gov>. Please contact me at 918-595-1703 or [karen.perez@oneok.com](mailto:karen.perez@oneok.com)  
with questions.


Respectfully,

Karen A. Perez  
Coordinator – Regulatory Compliance DOT

**1** **PU-17-109** Filed: 3/21/2017 Pages: 18  
**Annual report for gas transmission and gathering  
systems in North Dakota**

ONEOK Rockies Midstream, L.L.C.  
Karen Perez, Regulatory Compliance

ONEOK Partners, L.P.  
100 West Fifth Street  
Tulsa, OK 74103  
[www.oneokpartners.com](http://www.oneokpartners.com)

 <p>U.S. Department of Transportation Pipeline and Hazardous Materials Safety Administration</p>	<p><b>ANNUAL REPORT FOR CALENDAR YEAR 2016 NATURAL OR OTHER GAS TRANSMISSION and GATHERING SYSTEMS</b></p>	Initial Date Submitted	03/09/2017
		Report Submission Type	INITIAL
		Date Submitted	
<p>A federal agency may not conduct or sponsor, and a person is not required to respond to, nor shall a person be subject to a penalty for failure to comply with a collection of information subject to the requirements of the Paperwork Reduction Act unless that collection of information displays a current valid OMB Control Number. The OMB Control Number for this information collection is 2137-0522. Public reporting for this collection of information is estimated to be approximately 22 hours per response, including the time for reviewing instructions, gathering the data needed, and completing and reviewing the collection of information. All responses to this collection of information are mandatory. Send comments regarding this burden estimate or any other aspect of this collection of information, including suggestions for reducing this burden to: Information Collection Clearance Officer, PHMSA, Office of Pipeline Safety (PHP-30) 1200 New Jersey Avenue, SE, Washington, D.C. 20590.</p> <p><b>Important:</b> Please read the separate instructions for completing this form before you begin. They clarify the information requested and provide specific examples. If you do not have a copy of the instructions, you can obtain one from the PHMSA Pipeline Safety Community Web Page at <a href="http://www.phmsa.dot.gov/pipeline/library/forms">http://www.phmsa.dot.gov/pipeline/library/forms</a>.</p>			
<b>PART A - OPERATOR INFORMATION</b>		DOT USE ONLY	20175616 - 32522
1. OPERATOR'S 5 DIGIT IDENTIFICATION NUMBER (OPID)	2. NAME OF OPERATOR:		
<b>31582</b>	<p><b>ONEOK ROCKIES MIDSTREAM, LLC</b></p> <p>IF SUBSIDIARY, NAME OF PARENT: <b>ONEOK Partners</b></p>		
3. RESERVED	4. HEADQUARTERS ADDRESS:		
	<p><b>100 West Fifth Street</b> Street Address</p> <p><b>Tulsa</b> City</p> <p>State: <b>OK</b> Zip Code: <b>74103</b></p>		
5. THIS REPORT PERTAINS TO THE FOLLOWING COMMODITY GROUP: <i>(Select Commodity Group based on the predominant gas carried and complete the report for that Commodity Group. File a separate report for each Commodity Group included in this OPID.)</i>			
<b>Natural Gas</b>			
6. RESERVED			
7. FOR THE DESIGNATED "COMMODITY GROUP", THE PIPELINES AND/OR PIPELINE FACILITIES INCLUDED WITHIN THIS OPID ARE: <i>(Select one or both)</i>			
<p>INTERstate pipeline – List all of the States and OSC portions in which INTERstate pipelines and/or pipeline facilities included under this OPID exist. etc.</p> <p>INTRAstate pipeline – List all of the States in which INTRAstate pipelines and or pipeline facilities included under this OPID exist. <b>MONTANA, NORTH DAKOTA</b> etc.</p>			
8. RESERVED			

**For the designated Commodity Group, complete PARTs B, C, D, and E one time for all pipelines and/or pipeline facilities – both INTERstate and INTRAstate - included within this OPID.**

PART B – TRANSMISSION PIPELINE HCA MILES	
	Number of HCA Miles
<b>Onshore</b>	0
<b>Offshore</b>	0
<b>Total Miles</b>	0

PART C - VOLUME TRANSPORTED IN TRANSMISSION PIPELINES (ONLY) IN MILLION SCF PER YEAR (excludes Transmission lines of Gas Distribution systems)	Check this box and do not complete PART C if this report only includes gathering pipelines or transmission lines of gas distribution systems.	
	Onshore	Offshore
Natural Gas		
Propane Gas		
Synthetic Gas		
Hydrogen Gas		
Landfill Gas		
Other Gas - Name:		

PART D - MILES OF STEEL PIPE BY CORROSION PROTECTION										
	Steel Cathodically protected		Steel Cathodically unprotected		Cast Iron	Wrought Iron	Plastic	Composite <sup>1</sup>	Other	Total Miles
	Bare	Coated	Bare	Coated						
<b>Transmission</b>										
Onshore	0	29.1	0	0	0	0	0	0	0	29.1
Offshore	0	0	0	0	0	0	0	0	0	0
Subtotal Transmission	0	29.1	0	0	0	0	0	0	0	29.1
<b>Gathering</b>										
Onshore Type A	0	0	0	0	0	0	0	0	0	0
Onshore Type B	0	0	0	0	0	0	0	0	0	0
Offshore	0	0	0	0	0	0	0	0	0	0
Subtotal Gathering	0	0	0	0	0	0	0	0	0	0
<b>Total Miles</b>	0	29.1	0	0	0	0	0	0	0	29.1

<sup>1</sup>Use of Composite pipe requires a PHMSA Special Permit or waiver from a State

**PART E – Reserved. Data for Part E has been merged into Part D for 2010 and 2011 Annual Reports.**

***For the designated Commodity Group, complete PARTs F and G one time for all INTERstate pipelines and/or pipeline facilities included within this OPID and multiple times as needed for the designated Commodity Group for each State in which INTRAsstate pipelines and/or pipeline facilities included within this OPID exist. Each time these sections are completed, designate the State to which the data applies for INTRAsstate pipelines and/or pipeline facilities, or that it applies to all INTERstate pipelines included within this Commodity Group and OPID.***

<b>PARTs F and G</b>	
<p>The data reported in these PARTs for the designated Commodity Group, complete PARTs F and G <u>one time for all INTERstate pipelines and/or pipeline facilities included within this OPID and multiple times as needed for the designated Commodity Group for each State in which INTRAsstate pipelines and/or pipeline facilities included within this OPID exist.</u> Part F "WITHIN AN HCA SEGMENT" data and Part G may be completed only if HCA Miles in Part L is greater than zero applies to: <i>(select only one)</i></p>	

<b>PART F - INTEGRITY INSPECTIONS CONDUCTED AND ACTIONS TAKEN BASED ON INSPECTION</b>	
<b>INTRASTATE pipelines/pipeline facilities MONTANA</b>	
<b>1. MILEAGE INSPECTED IN CALENDAR YEAR USING THE FOLLOWING IN-LINE INSPECTION (ILI) TOOLS</b>	
a. Corrosion or metal loss tools	0
b. Dent or deformation tools	0
c. Crack or long seam defect detection tools	0
d. Any other internal inspection tools, specify other tools:	0
1. Internal Inspection Tools - Other	0
e. Total tool mileage inspected in calendar year using in-line inspection tools. (Lines a + b + c + d)	0
<b>2. ACTIONS TAKEN IN CALENDAR YEAR BASED ON IN-LINE INSPECTIONS</b>	
a. Based on ILI data, total number of anomalies excavated in calendar year because they met the operator's criteria for excavation.	0
b. Total number of anomalies repaired in calendar year that were identified by ILI based on the operator's criteria, both within an HCA Segment and outside of an HCA Segment.	0
c. Total number of conditions repaired WITHIN AN HCA SEGMENT meeting the definition of:	
1. "Immediate repair conditions" [192.933(d)(1)]	
2. "One-year conditions" [192.933(d)(2)]	
3. "Monitored conditions" [192.933(d)(3)]	
4. Other "Scheduled conditions" [192.933(c)]	
<b>3. MILEAGE INSPECTED AND ACTIONS TAKEN IN CALENDAR YEAR BASED ON PRESSURE TESTING</b>	
a. Total mileage inspected by pressure testing in calendar year.	0
b. Total number of pressure test failures (ruptures and leaks) repaired in calendar year, both within an HCA Segment and outside of an HCA Segment.	0
c. Total number of pressure test ruptures (complete failure of pipe wall) repaired in calendar year WITHIN AN HCA SEGMENT.	
d. Total number of pressure test leaks (less than complete wall failure but including escape of test medium) repaired in calendar year WITHIN AN HCA SEGMENT.	
<b>4. MILEAGE INSPECTED AND ACTIONS TAKEN IN CALENDAR YEAR BASED ON DA (Direct Assessment methods)</b>	
a. Total mileage inspected by each DA method in calendar year.	0
1. ECDA	0
2. ICDA	0
3. SCCDA	0
b. Total number of anomalies identified by each DA method and repaired in calendar year based on the operator's criteria, both within an HCA Segment and outside of an HCA Segment.	0
1. ECDA	0

2. ICDA	0
3. SCCDA	0
c. Total number of conditions repaired in calendar year WITHIN AN HCA SEGMENT meeting the definition of:	
1. "Immediate repair conditions" [192.933(d)(1)]	
2. "One-year conditions" [192.933(d)(2)]	
3. "Monitored conditions" [192.933(d)(3)]	
4. Other "Scheduled conditions" [192.933(c)]	
<b>5. MILEAGE INSPECTED AND ACTIONS TAKEN IN CALENDAR YEAR BASED ON OTHER INSPECTION TECHNIQUES</b>	
a. Total mileage inspected by inspection techniques other than those listed above in calendar year.	0
1. Other Inspection Techniques	0
b. Total number of anomalies identified by other inspection techniques and repaired in calendar year based on the operator's criteria, both within an HCA Segment and outside of an HCA Segment.	0
c. Total number of conditions repaired in calendar year WITHIN AN HCA SEGMENT meeting the definition of:	
1. "Immediate repair conditions" [192.933(d)(1)]	
2. "One-year conditions" [192.933(d)(2)]	
3. "Monitored conditions" [192.933(d)(3)]	
4. Other "Scheduled conditions" [192.933(c)]	
<b>6. TOTAL MILEAGE INSPECTED (ALL METHODS) AND ACTIONS TAKEN IN CALENDAR YEAR</b>	
a. Total mileage inspected in calendar year. (Lines 1.e + 3.a + 4.a.1 + 4.a.2 + 4.a.3 + 5.a)	0
b. Total number of anomalies repaired in calendar year both within an HCA Segment and outside of an HCA Segment. (Lines 2.b + 3.b + 4.b.1 + 4.b.2 + 4.b.3 + 5.b)	0
c. Total number of conditions repaired in calendar year WITHIN AN HCA SEGMENT. (Lines 2.c.1 + 2.c.2 + 2.c.3 + 2.c.4 + 3.c + 3.d + 4.c.1 + 4.c.2 + 4.c.3 + 4.c.4 + 5.c.1 + 5.c.2 + 5.c.3 + 5.c.4)	
d. Total number of actionable anomalies eliminated by pipe replacement in calendar year WITHIN AN HCA SEGMENT:	
e. Total number of actionable anomalies eliminated by pipe abandonment in calendar year WITHIN AN HCA SEGMENT:	
<b>PART G- MILES OF BASELINE ASSESSMENTS AND REASSESSMENTS COMPLETED IN CALENDAR YEAR (HCA Segment miles ONLY)</b>	
a. Baseline assessment miles completed during the calendar year.	
b. Reassessment miles completed during the calendar year.	
c. Total assessment and reassessment miles completed during the calendar year.	

<b>PART F - INTEGRITY INSPECTIONS CONDUCTED AND ACTIONS TAKEN BASED ON INSPECTION</b>	
<b>INTRASTATE pipelines/pipeline facilities NORTH DAKOTA</b>	
<b>1. MILEAGE INSPECTED IN CALENDAR YEAR USING THE FOLLOWING IN-LINE INSPECTION (ILI) TOOLS</b>	
a. Corrosion or metal loss tools	0
b. Dent or deformation tools	0
c. Crack or long seam defect detection tools	0
d. Any other internal inspection tools, specify other tools:	0
1. Internal Inspection Tools - Other	0
e. Total tool mileage inspected in calendar year using in-line inspection tools. (Lines a + b + c + d)	0
<b>2. ACTIONS TAKEN IN CALENDAR YEAR BASED ON IN-LINE INSPECTIONS</b>	
a. Based on ILI data, total number of anomalies excavated in calendar year because they met the operator's criteria for excavation.	0
b. Total number of anomalies repaired in calendar year that were identified by ILI based on the operator's criteria, both within an HCA Segment and outside of an HCA Segment.	0
c. Total number of conditions repaired WITHIN AN HCA SEGMENT meeting the definition of:	
1. "Immediate repair conditions" [192.933(d)(1)]	

2. "One-year conditions" [192.933(d)(2)]	
3. "Monitored conditions" [192.933(d)(3)]	
4. Other "Scheduled conditions" [192.933(c)]	
<b>3. MILEAGE INSPECTED AND ACTIONS TAKEN IN CALENDAR YEAR BASED ON PRESSURE TESTING</b>	
a. Total mileage inspected by pressure testing in calendar year.	0
b. Total number of pressure test failures (ruptures and leaks) repaired in calendar year, both within an HCA Segment and outside of an HCA Segment.	0
c. Total number of pressure test ruptures (complete failure of pipe wall) repaired in calendar year WITHIN AN HCA SEGMENT.	
d. Total number of pressure test leaks (less than complete wall failure but including escape of test medium) repaired in calendar year WITHIN AN HCA SEGMENT.	
<b>4. MILEAGE INSPECTED AND ACTIONS TAKEN IN CALENDAR YEAR BASED ON DA (Direct Assessment methods)</b>	
a. Total mileage inspected by each DA method in calendar year.	0
1. ECDA	0
2. ICDA	0
3. SCCDA	0
b. Total number of anomalies identified by each DA method and repaired in calendar year based on the operator's criteria, both within an HCA Segment and outside of an HCA Segment.	0
1. ECDA	0
2. ICDA	0
3. SCCDA	0
c. Total number of conditions repaired in calendar year WITHIN AN HCA SEGMENT meeting the definition of:	
1. "Immediate repair conditions" [192.933(d)(1)]	
2. "One-year conditions" [192.933(d)(2)]	
3. "Monitored conditions" [192.933(d)(3)]	
4. Other "Scheduled conditions" [192.933(c)]	
<b>5. MILEAGE INSPECTED AND ACTIONS TAKEN IN CALENDAR YEAR BASED ON OTHER INSPECTION TECHNIQUES</b>	
a. Total mileage inspected by inspection techniques other than those listed above in calendar year.	0
1. Other Inspection Techniques	0
b. Total number of anomalies identified by other inspection techniques and repaired in calendar year based on the operator's criteria, both within an HCA Segment and outside of an HCA Segment.	0
c. Total number of conditions repaired in calendar year WITHIN AN HCA SEGMENT meeting the definition of:	
1. "Immediate repair conditions" [192.933(d)(1)]	
2. "One-year conditions" [192.933(d)(2)]	
3. "Monitored conditions" [192.933(d)(3)]	
4. Other "Scheduled conditions" [192.933(c)]	
<b>6. TOTAL MILEAGE INSPECTED (ALL METHODS) AND ACTIONS TAKEN IN CALENDAR YEAR</b>	
a. Total mileage inspected in calendar year. (Lines 1.e + 3.a + 4.a.1 + 4.a.2 + 4.a.3 + 5.a)	0
b. Total number of anomalies repaired in calendar year both within an HCA Segment and outside of an HCA Segment. (Lines 2.b + 3.b + 4.b.1 + 4.b.2 + 4.b.3 + 5.b)	0
c. Total number of conditions repaired in calendar year WITHIN AN HCA SEGMENT. (Lines 2.c.1 + 2.c.2 + 2.c.3 + 2.c.4 + 3.c + 3.d + 4.c.1 + 4.c.2 + 4.c.3 + 4.c.4 + 5.c.1 + 5.c.2 + 5.c.3 + 5.c.4)	
d. Total number of actionable anomalies eliminated by pipe replacement in calendar year WITHIN AN HCA SEGMENT:	
e. Total number of actionable anomalies eliminated by pipe abandonment in calendar year WITHIN AN HCA SEGMENT:	
<b>PART G- MILES OF BASELINE ASSESSMENTS AND REASSESSMENTS COMPLETED IN CALENDAR YEAR (HCA Segment miles ONLY)</b>	
a. Baseline assessment miles completed during the calendar year.	
b. Reassessment miles completed during the calendar year.	
c. Total assessment and reassessment miles completed during the calendar year.	

**For the designated Commodity Group, complete PARTs H, I, J, K, L, M, P Q and R covering INTERstate pipelines and/or pipeline facilities for each State in which INTERstate systems exist within this OPID and again covering INTRASTATE pipelines and/or pipeline facilities for each State in which INTRASTATE systems exist within this OPID.**

<b>PARTs H, I, J, K, L, M, P, Q, and R</b>									
The data reported in these PARTs applies to: <i>(select only one)</i>									
<b>INTRASTATE pipelines/pipeline facilities MONTANA</b>									
<b>PART H - MILES OF TRANSMISSION PIPE BY NOMINAL PIPE SIZE (NPS)</b>									
<b>Onshore</b>	NPS 4 or less	6	8	10	12	14	16	18	20
	1	0	0	0	0	0	0	0	0
	22	24	26	28	30	32	34	36	38
	0	0	0	0	0	0	0	0	0
	40	42	44	46	48	52	56	58 and over	
	0	0	0	0	0	0	0	0	
Additional Sizes and Miles (Size – Miles): 0 - 0; 0 - 0; 0 - 0; 0 - 0; 0 - 0; 0 - 0; 0 - 0; 0 - 0; 0 - 0;									
1	Total Miles of Onshore Pipe – Transmission								
<b>Offshore</b>	NPS 4 or less	6	8	10	12	14	16	18	20
	22	24	26	28	30	32	34	36	38
	40	42	44	46	48	52	56	58 and over	
	Additional Sizes and Miles (Size – Miles): - ; - ; - ; - ; - ; - ; - ; - ; - ;								
	Total Miles of Offshore Pipe – Transmission								
<b>PART I - MILES OF GATHERING PIPE BY NOMINAL PIPE SIZE (NPS)</b>									
<b>Onshore Type A</b>	NPS 4 or less	6	8	10	12	14	16	18	20
	22	24	26	28	30	32	34	36	38
	40	42	44	46	48	52	56	58 and over	

Additional Sizes and Miles (Size – Miles.):									
Total Miles of Onshore Type A Pipe – Gathering									
<b>Onshore Type B</b>	NPS 4 or less	6	8	10	12	14	16	18	20
	22	24	26	28	30	32	34	36	38
	40	42	44	46	48	52	56	58 and over	
	Additional Sizes and Miles (Size – Miles.):								
	Total Miles of Onshore Type B Pipe – Gathering								
<b>Offshore</b>	NPS 4 or less	6	8	10	12	14	16	18	20
	22	24	26	28	30	32	34	36	38
	40	42	44	46	48	52	56	58 and over	
	Additional Sizes and Miles (Size – Miles.):								
	Total Miles of Offshore Pipe – Gathering								

**PART J – MILES OF PIPE BY DECADE INSTALLED**

Decade Pipe Installed	Unknown	Pre-40	1940 - 1949	1950 - 1959	1960 - 1969	1970 - 1979
<b>Transmission</b>						
Onshore	0	0	0	0	0	0
Offshore						
Subtotal Transmission	0	0	0	0	0	0
<b>Gathering</b>						
Onshore Type A						
Onshore Type B						
Offshore						
Subtotal Gathering						
<b>Total Miles</b>	0	0	0	0	0	0
Decade Pipe Installed	1980 - 1989	1990 - 1999	2000 - 2009	2010 - 2019	Total Miles	
<b>Transmission</b>						
Onshore	0	1	0	0	1	
Offshore						
Subtotal Transmission	0	1	0	0	1	
<b>Gathering</b>						

Onshore Type A					
Onshore Type B					
Offshore					
Subtotal Gathering					
<b>Total Miles</b>	0	1	0	0	1

**PART K- MILES OF TRANSMISSION PIPE BY SPECIFIED MINIMUM YIELD STRENGTH**

ONSHORE	CLASS LOCATION				Total Miles
	Class 1	Class 2	Class 3	Class 4	
Steel pipe Less than 20% SMYS	0	0	0	0	0
Steel pipe Greater than or equal to 20% SMYS but less than 30% SMYS	1	0	0	0	1
Steel pipe Greater than or equal to 30% SMYS but less than or equal to 40% SMYS	0	0	0	0	0
Steel pipe Greater than 40% SMYS but less than or equal to 50% SMYS	0	0	0	0	0
Steel pipe Greater than 50% SMYS but less than or equal to 60% SMYS	0	0	0	0	0
Steel pipe Greater than 60% SMYS but less than or equal to 72% SMYS	0	0	0	0	0
Steel pipe Greater than 72% SMYS but less than or equal to 80% SMYS	0	0	0	0	0
Steel pipe Greater than 80% SMYS	0	0	0	0	0
Steel pipe Unknown percent of SMYS	0	0	0	0	0
All Non-Steel pipe	0	0	0	0	0
<b>Onshore Totals</b>	1	0	0	0	1
<b>OFFSHORE</b>	Class 1				
Less than or equal to 50% SMYS					
Greater than 50% SMYS but less than or equal to 72% SMYS					
Steel pipe Greater than 72% SMYS					
Steel Pipe Unknown percent of SMYS					
All non-steel pipe					
<b>Offshore Total</b>					
<b>Total Miles</b>	1				1

**PART L - MILES OF PIPE BY CLASS LOCATION**

	Class Location				Total Class Location Miles	HCA Miles in the IMP Program
	Class 1	Class 2	Class 3	Class 4		
<b>Transmission</b>						
Onshore	1	0	0	0	1	0
Offshore		0	0	0	0	
Subtotal Transmission	1	0	0	0	1	
<b>Gathering</b>						

Onshore Type A						
Onshore Type B						
Offshore						
Subtotal Gathering						
<b>Total Miles</b>	1	0	0	0	1	0

**PART M – FAILURES, LEAKS, AND REPAIRS**

**PART M1 – ALL LEAKS ELIMINATED/REPAIRED IN CALENDAR YEAR; INCIDENTS & FAILURES IN HCA SEGMENTS IN CALENDAR YEAR**

Cause	Transmission Leaks, and Failures					Gathering Leaks		
	Leaks				Failures in HCA Segments	Onshore Leaks		Offshore Leaks
	Onshore Leaks		Offshore Leaks			Type A	Type B	
	HCA	Non-HCA	HCA	Non-HCA				
External Corrosion								
Internal Corrosion								
Stress Corrosion Cracking								
Manufacturing								
Construction								
Equipment								
Incorrect Operations								
<b>Third Party Damage/Mechanical Damage</b>								
Excavation Damage								
Previous Damage (due to Excavation Activity)								
Vandalism (includes all Intentional Damage)								
<b>Weather Related/Other Outside Force</b>								
Natural Force Damage (all)								
Other Outside Force Damage (excluding Vandalism and all Intentional Damage)								
Other								
Total								

**PART M2 – KNOWN SYSTEM LEAKS AT END OF YEAR SCHEDULED FOR REPAIR**

Transmission	Gathering
<b>PART M3 – LEAKS ON FEDERAL LAND OR OCS REPAIRED OR SCHEDULED FOR REPAIR</b>	
Transmission	Gathering
Onshore	Onshore Type A
	Onshore Type B
OCS	OCS
Subtotal Transmission	Subtotal Gathering
Total	

PART P - MILES OF PIPE BY MATERIAL AND CORROSION PROTECTION STATUS										
	Steel Cathodically protected		Steel Cathodically unprotected		Cast Iron	Wrought Iron	Plastic	Composite <sup>1</sup>	Other <sup>2</sup>	Total Miles
	Bare	Coated	Bare	Coated						
<b>Transmission</b>										
Onshore	0	1	0	0	0	0	0	0	0	1
Offshore	0	0	0	0	0	0	0	0	0	0
Subtotal Transmission	0	1	0	0	0	0	0	0	0	1
<b>Gathering</b>										
Onshore Type A	0	0	0	0	0	0	0	0	0	0
Onshore Type B	0	0	0	0	0	0	0	0	0	0
Offshore	0	0	0	0	0	0	0	0	0	0
Subtotal Gathering	0	0	0	0	0	0	0	0	0	0
<b>Total Miles</b>	0	1	0	0	0	0	0	0	0	1

<sup>1</sup>Use of Composite pipe requires PHMSA Special Permit or waiver from a State

<sup>2</sup>specify Other material(s):

Part Q - Gas Transmission Miles by §192.619 MAOP Determination Method															
	(a)(1) Total	(a)(1) Incomplete Records	(a)(2) Total	(a)(2) Incomplete Records	(a)(3) Total	(a)(3) Incomplete Records	(a)(4) Total	(a)(4) Incomplete Records	(c) Total	(c) Incomplete Records	(d) Total	(d) Incomplete Records	Other <sup>1</sup> Total	Other Incomplete Records	
Class 1 (in HCA)															
Class 1 (not in HCA)	1		0		0		0		0		0		0		
Class 2 (in HCA)															
Class 2 (not in HCA)	0		0		0		0		0		0		0		
Class 3 (in HCA)															
Class 3 (not in HCA)	0	0	0	0	0	0	0	0	0	0	0	0	0	0	
Class 4 (in HCA)															
Class 4 (not in HCA)	0	0	0	0	0	0	0	0	0	0	0	0	0		
<b>Total</b>	1	0	0	0	0	0	0	0	0	0	0	0	0	0	
<b>Grand Total</b>									1						
<b>Sum of Total row for all "Incomplete Records" columns</b>									0						

<sup>1</sup>Specify Other method(s):

Class 1 (in HCA)		Class 1 (not in HCA)	
Class 2 (in HCA)		Class 2 (not in HCA)	
Class 3 (in HCA)		Class 3 (not in HCA)	
Class 4 (in HCA)		Class 4 (not in HCA)	

Part R – Gas Transmission Miles by Pressure Test (PT) Range and Internal Inspection						
	PT ≥ 1.25 MAOP		1.25 MAOP > PT ≥ 1.1 MAOP		PT < 1.1 or No PT	
Location	Miles Internal Inspection ABLE	Miles Internal Inspection NOT ABLE	Miles Internal Inspection ABLE	Miles Internal Inspection NOT ABLE	Miles Internal Inspection ABLE	Miles Internal Inspection NOT ABLE
Class 1 in HCA						
Class 2 in HCA						
Class 3 in HCA						
Class 4 in HCA						
in HCA subTotal						
Class 1 not in HCA		0	0	0	0	1
Class 2 not in HCA	0	0	0	0	0	0
Class 3 not in HCA	0	0	0	0	0	0
Class 4 not in HCA	0	0	0	0	0	0
not in HCA subTotal	0	0	0	0	0	1
Total	0	0	0	0	0	1
PT ≥ 1.25 MAOP Total			0	Total Miles Internal Inspection ABLE		0
1.25 MAOP > PT ≥ 1.1 MAOP Total			0	Total Miles Internal Inspection NOT ABLE		1
PT < 1.1 or No PT Total			1	Grand Total		1
Grand Total			1			

**PARTS H, I, J, K, L, M, P, Q, and R**

The data reported in these PARTs applies to: *(select only one)*

**INTRASTATE pipelines/pipeline facilities NORTH DAKOTA**

**PART H - MILES OF TRANSMISSION PIPE BY NOMINAL PIPE SIZE (NPS)**

	NPS 4 or less	6	8	10	12	14	16	18	20
	<b>Onshore</b>	0	0	0	28.1	0	0	0	0
	22	24	26	28	30	32	34	36	38
	0	0	0	0	0	0	0	0	0
	40	42	44	46	48	52	56	58 and over	
	0	0	0	0	0	0	0	0	
	Additional Sizes and Miles (Size – Miles;): 0 - 0; 0 - 0; 0 - 0; 0 - 0; 0 - 0; 0 - 0; 0 - 0; 0 - 0; 0 - 0;								
28.1	Total Miles of Onshore Pipe – Transmission								
<b>Offshore</b>	NPS 4 or less	6	8	10	12	14	16	18	20
	22	24	26	28	30	32	34	36	38

	40	42	44	46	48	52	56	58 and over	
Additional Sizes and Miles (Size – Miles;): - ; - ; - ; - ; - ; - ; - ; - ;									
Total Miles of Offshore Pipe – Transmission									

**PART I - MILES OF GATHERING PIPE BY NOMINAL PIPE SIZE (NPS)**

<b>Onshore Type A</b>	NPS 4 or less	6	8	10	12	14	16	18	20
	22	24	26	28	30	32	34	36	38
	40	42	44	46	48	52	56	58 and over	
Additional Sizes and Miles (Size – Miles;):									

Total Miles of Onshore Type A Pipe – Gathering

<b>Onshore Type B</b>	NPS 4 or less	6	8	10	12	14	16	18	20
	22	24	26	28	30	32	34	36	38
	40	42	44	46	48	52	56	58 and over	
Additional Sizes and Miles (Size – Miles;):									

Total Miles of Onshore Type B Pipe – Gathering

<b>Offshore</b>	NPS 4 or less	6	8	10	12	14	16	18	20
	22	24	26	28	30	32	34	36	38
	40	42	44	46	48	52	56	58 and over	
Additional Sizes and Miles (Size – Miles;):									

Total Miles of Offshore Pipe – Gathering

**PART J – MILES OF PIPE BY DECADE INSTALLED**

Decade Pipe Installed	Unknown	Pre-40	1940 - 1949	1950 - 1959	1960 - 1969	1970 - 1979
<b>Transmission</b>						
Onshore	0	0	0	0	0	0
Offshore						
Subtotal Transmission	0	0	0	0	0	0
<b>Gathering</b>						
Onshore Type A						
Onshore Type B						
Offshore						
Subtotal Gathering						
<b>Total Miles</b>	0	0	0	0	0	0
Decade Pipe Installed	1980 - 1989	1990 - 1999	2000 - 2009	2010 - 2019	Total Miles	
<b>Transmission</b>						
Onshore	28.1	0	0	0	28.1	
Offshore						
Subtotal Transmission	28.1	0	0	0	28.1	
<b>Gathering</b>						
Onshore Type A						
Onshore Type B						
Offshore						
Subtotal Gathering						
<b>Total Miles</b>	28.1	0	0	0	28.1	

**PART K- MILES OF TRANSMISSION PIPE BY SPECIFIED MINIMUM YIELD STRENGTH**

ONSHORE	CLASS LOCATION				Total Miles
	Class 1	Class 2	Class 3	Class 4	
Steel pipe Less than 20% SMYS	0	0	0	0	0
Steel pipe Greater than or equal to 20% SMYS but less than 30% SMYS	0	0	0	0	0
Steel pipe Greater than or equal to 30% SMYS but less than or equal to 40% SMYS	0	0	0	0	0
Steel pipe Greater than 40% SMYS but less than or equal to 50% SMYS	0	0	0	0	0
Steel pipe Greater than 50% SMYS but less than or equal to 60% SMYS	28.1	0	0	0	28.1
Steel pipe Greater than 60% SMYS but less than or equal to 72% SMYS	0	0	0	0	0
Steel pipe Greater than 72% SMYS but less than or equal to 80% SMYS	0	0	0	0	0
Steel pipe Greater than 80% SMYS	0	0	0	0	0
Steel pipe Unknown percent of SMYS	0	0	0	0	0
All Non-Steel pipe	0	0	0	0	0
<b>Onshore Totals</b>	28.1	0	0	0	28.1

<b>OFFSHORE</b>	Class I	
Less than or equal to 50% SMYS		
Greater than 50% SMYS but less than or equal to 72% SMYS		
Steel pipe Greater than 72% SMYS		
Steel Pipe Unknown percent of SMYS		
All non-steel pipe		
<b>Offshore Total</b>		
<b>Total Miles</b>	28.1	28.1

**PART L - MILES OF PIPE BY CLASS LOCATION**

	Class Location				Total Class Location Miles	HCA Miles in the IMP Program
	Class 1	Class 2	Class 3	Class 4		
<b>Transmission</b>						
Onshore	28.1	0	0	0	28.1	0
Offshore						
Subtotal Transmission	28.1	0	0	0	28.1	
<b>Gathering</b>						
Onshore Type A						
Onshore Type B						
Offshore						
Subtotal Gathering						
<b>Total Miles</b>	28.1	0	0	0	28.1	0

**PART M – FAILURES, LEAKS, AND REPAIRS**

**PART M1 – ALL LEAKS ELIMINATED/REPAIRED IN CALENDAR YEAR; INCIDENTS & FAILURES IN HCA SEGMENTS IN CALENDAR YEAR**

Cause	Transmission Leaks, and Failures					Gathering Leaks		
	Leaks				Failures in HCA Segments	Onshore Leaks		Offshore Leaks
	Onshore Leaks		Offshore Leaks			Type A	Type B	
	HCA	Non-HCA	HCA	Non-HCA				
External Corrosion								
Internal Corrosion								
Stress Corrosion Cracking								
Manufacturing								
Construction								
Equipment								
Incorrect Operations								
<b>Third Party Damage/Mechanical Damage</b>								
Excavation Damage								
Previous Damage (due to Excavation Activity)								
Vandalism (includes all Intentional Damage)								
<b>Weather Related/Other Outside Force</b>								
Natural Force Damage (all)								
Other Outside Force Damage (excluding Vandalism and all Intentional Damage)								
Other								
<b>Total</b>								

PART M2 – KNOWN SYSTEM LEAKS AT END OF YEAR SCHEDULED FOR REPAIR			
Transmission		Gathering	
PART M3 – LEAKS ON FEDERAL LAND OR OCS REPAIRED OR SCHEDULED FOR REPAIR			
Transmission		Gathering	
Onshore		Onshore Type A	
		Onshore Type B	
OCS		OCS	
Subtotal Transmission		Subtotal Gathering	
Total			

PART P - MILES OF PIPE BY MATERIAL AND CORROSION PROTECTION STATUS										
	Steel Cathodically protected		Steel Cathodically unprotected		Cast Iron	Wrought Iron	Plastic	Composite <sup>1</sup>	Other <sup>2</sup>	Total Miles
	Bare	Coated	Bare	Coated						
<b>Transmission</b>										
Onshore	0	28.1	0	0	0	0	0	0	0	28.1
Offshore	0	0	0	0	0	0	0	0	0	0
Subtotal Transmission	0	28.1	0	0	0	0	0	0	0	28.1
<b>Gathering</b>										
Onshore Type A	0	0	0	0	0	0	0	0	0	0
Onshore Type B	0	0	0	0	0	0	0	0	0	0
Offshore	0	0	0	0	0	0	0	0	0	0
Subtotal Gathering	0	0	0	0	0	0	0	0	0	0
<b>Total Miles</b>	0	28.1	0	0	0	0	0	0	0	28.1

<sup>1</sup>Use of Composite pipe requires PHMSA Special Permit or waiver from a State

<sup>2</sup>specify Other material(s):

**Part Q - Gas Transmission Miles by §192.619 MAOP Determination Method**

	(a)(1) Total	(a)(1) Incomplete Records	(a)(2) Total	(a)(2) Incomplete Records	(a)(3) Total	(a)(3) Incomplete Records	(a)(4) Total	(a)(4) Incomplete Records	(c) Total	(c) Incomplete Records	(d) Total	(d) Incomplete Records	Other <sup>1</sup> Total	Other Incomplete Records	
Class 1 (in HCA)															
Class 1 (not in HCA)	28.1		0		0		0		0		0		0		
Class 2 (in HCA)															
Class 2 (not in HCA)	0		0		0		0		0		0		0		
Class 3 (in HCA)															
Class 3 (not in HCA)	0	0	0	0	0	0	0	0	0	0	0	0	0	0	
Class 4 (in HCA)															
Class 4 (not in HCA)	0	0	0	0	0	0	0	0	0	0	0	0	0		
<b>Total</b>	<b>28.1</b>	<b>0</b>	<b>0</b>	<b>0</b>	<b>0</b>	<b>0</b>	<b>0</b>	<b>0</b>	<b>0</b>	<b>0</b>	<b>0</b>	<b>0</b>	<b>0</b>	<b>0</b>	
<b>Grand Total</b>								<b>28.1</b>							
<b>Sum of Total row for all "Incomplete Records" columns</b>								<b>0</b>							

<sup>1</sup>Specify Other method(s):


Class 1 (in HCA)		Class 1 (not in HCA)	
Class 2 (in HCA)		Class 2 (not in HCA)	
Class 3 (in HCA)		Class 3 (not in HCA)	
Class 4 (in HCA)		Class 4 (not in HCA)	

**Part R - Gas Transmission Miles by Pressure Test (PT) Range and Internal Inspection**

Location	PT ≥ 1.25 MAOP		1.25 MAOP > PT ≥ 1.1 MAOP		PT < 1.1 or No PT	
	Miles Internal Inspection ABLE	Miles Internal Inspection NOT ABLE	Miles Internal Inspection ABLE	Miles Internal Inspection NOT ABLE	Miles Internal Inspection ABLE	Miles Internal Inspection NOT ABLE
Class 1 in HCA						
Class 2 in HCA						
Class 3 in HCA						
Class 4 in HCA						
<b>in HCA subTotal</b>						
Class 1 not in HCA		0	0	0	28.1	0
Class 2 not in HCA	0	0	0	0	0	0
Class 3 not in HCA	0	0	0	0	0	0
Class 4 not in HCA	0	0	0	0	0	0
<b>not in HCA subTotal</b>	<b>0</b>	<b>0</b>	<b>0</b>	<b>0</b>	<b>28.1</b>	<b>0</b>
<b>Total</b>	<b>0</b>	<b>0</b>	<b>0</b>	<b>0</b>	<b>28.1</b>	<b>0</b>
<b>PT ≥ 1.25 MAOP Total</b>			<b>0</b>	<b>Total Miles Internal Inspection ABLE</b>		<b>28.1</b>
<b>1.25 MAOP &gt; PT ≥ 1.1 MAOP Total</b>			<b>0</b>	<b>Total Miles Internal Inspection NOT ABLE</b>		<b>0</b>
<b>PT &lt; 1.1 or No PT Total</b>			<b>28.1</b>	<b>Grand Total</b>		<b>28.1</b>
<b>Grand Total</b>			<b>28.1</b>			

**For the designated Commodity Group, complete PART N one time for all of the pipelines and/or pipeline facilities included within this OPID, and then also PART O if any gas transmission pipeline facilities included within this OPID have Part L HCA mile value greater than zero.**

PART N - PREPARER SIGNATURE	
<b>Karen Perez</b> _____ Preparer's Name(type or print)	<b>(918) 595-1703</b> Telephone Number
<b>Regulatory Compliance Coordinator</b> _____ Preparer's Title	
<b>karen.perez@oneok.com</b> _____ Preparer's E-mail Address	

PART O - CERTIFYING SIGNATURE (applicable only to PARTs B, F, G, and M1)	
<b>David Roensch</b>  _____ Senior Executive Officer's name certifying the information in PARTs B, F, G, and M as required by 49 U.S.C. 60109(f)	<b>(918) 588-7428</b> Telephone Number
<b>VP Natural Gas Gathering and Processing Operations</b> _____ Senior Executive Officer's title certifying the information in PARTs B, F, G, and M as required by 49 U.S.C. 60109(f)	
<b>david.roensch@oneok.com</b> _____ Senior Executive Officer's E-mail Address	