



Your business is our business.

7852 Walker Drive, Suite 200
Greenbelt, Maryland 20770
phone: 301-459-7590, fax: 301-577-5575
internet: www.jsitel.com, e-mail: jsi@jsitel.com

VIA OVERNIGHT MAIL

May 22, 2017

Mr. Darrell Nitschke
Executive Secretary
North Dakota Public Service Commission
State Capitol
600 East Boulevard Avenue, Twelfth Floor
Bismarck, ND 58505-0480



Re: North Dakota Intrastate Access Coalition
North Dakota Tariff No. 1

Dear Mr. Nitschke:

John Staurulakis, Inc. ("JSI") files the enclosed tariff material on behalf of North Dakota Intrastate Access Coalition North Dakota Tariff No. 1 issuing carriers ("issuing carriers") listed at Appendix A. Proposed revisions are made in compliance with current Federal Communications Commission ("FCC") rules governing intercarrier compensation. Proposed revisions also include maintenance revisions to update exchange groups as described more fully below. The proposed revisions bear an effective date of July 1, 2017. An original and six (6) copies are provided as well as an electronic copy.

National Exchange Carrier Association ("NECA") interstate switched access rates are expected to increase effective July 1, 2017, thereby increasing the capped rates which the issuing carriers must match for terminating access by July 1, 2017,¹ with the exception of two carriers as discussed in the following paragraph. The issuing carriers' rate tables established in 2012 to provide for the rate transition period through the year 2020 reflect proposed revisions resulting from NECA's increased switched access rates. Rates are based on the 1.119 percent interstate switched access rate increase as announced by NECA on April 24, 2017 (see Exhibit I). If NECA rates approved by the FCC differ from those proposed in this filing, rates will be adjusted to match the approved NECA rates. Issuing carriers' interstate terminating switched access rates are contained in NECA Tariff F.C.C. No. 5 which may be found at https://www.neca.org/Tariff_5.aspx.


¹ See *In the Matter of Connect America Fund, et al.*, WC Docket No. 10-90 *et al.*, Order DA 13-564 (rel. March 27, 2013).

Echelon Building II, Suite 200
9430 Research Blvd., Austin, TX 78759
phone: 512-338-0473, fax: 512-346-0822

Egandale Corporate Center, Suite 310
1380 Corporate Center Curve, Eagan, MN 55121
phone: 651-452-2660, fax: 651-452-1909

6849 Peachtree Dunwoody Road
Bldg. B-3, Suite 200, Atlanta, GA 30328
phone: 770-569-2105, fax: 770-410-1608

547 South Oakview Lane
Bountiful, UT 84010
phone: 801-294-4576, fax: 801-294-5124



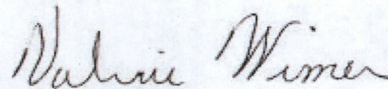
Mr. Darrell Nitschke
May 22, 2017
Page 2

Nemont Telephone Cooperative, Inc. ("Nemont") and Missouri Valley Communications, Inc. ("Missouri Valley") will exit the NECA Traffic Sensitive Pool and will become issuing carriers for the Moss Adams F.C.C. Tariff No. 1 effective July 1, 2017. The Nemont and Missouri Valley traffic sensitive switched access rates effective July 1, 2017 have been established in compliance with FCC Transitional Access Service Pricing rules at Part 51, Subpart J of FCC rules for exiting the NECA traffic sensitive pool.² The Nemont and Missouri Valley interstate switched access rate calculations are provided at Exhibit II. If Nemont and Missouri Valley rates approved by the FCC differ from those proposed in this filing, rates will be adjusted to match the approved rates. The Moss Adams F.C.C. Tariff No. 1 may be found at <https://apps.fcc.gov/etfs/public/tariff.action?idTariff=989>.

Finally, this filing includes revisions to update or eliminate exchange groups as applicable to reflect current network configurations. Indications of changed or deleted material are limited to these exchange group updates or eliminations.

Any questions regarding the filing may be directed to the undersigned at the address and telephone number listed above, or by email at vwimer@jsitel.com.

Sincerely,



Valerie Wimer
Vice President

on behalf of
North Dakota Intrastate Access Coalition

Enclosures

cc: Patrick Fahn, North Dakota Public Service Commission (via email)
North Dakota Intrastate Access Coalition-North Dakota Tariff No. 1-Issuing Carriers

² 47 CFR § 51.909

APPENDIX A

ISSUING CARRIERS

**North Dakota Intrastate Access Coalition North Dakota Tariff No. 1
May 22, 2017**

BEK Communications Cooperative
Consolidated Telcom
Dakota Central Telecommunications Cooperative
Dakota Central Telecom I, Inc.
Dickey Rural Telephone Cooperative
Griggs County Telephone Company
Inter-Community Telephone Company, LLC
Missouri Valley Communications, Inc.
Moore and Liberty Telephone Company
Nemont Telephone Cooperative, Inc.
North Dakota Telephone Company
Northwest Communications Cooperative
Polar Communications Mutual Aid Corporation
Study Area 381614 and Study Area 381630
Red River Rural Telephone Association
Reservation Telephone Cooperative
Turtle Mountain Communications
United Telephone Mutual Aid Corporation
West River Telecommunications Cooperative
Wolverton Telephone Company



80 South Jefferson Road
Whippany, NJ 07981

Carol A. Brennan
Vice President
Industry Relations
PH 303-893-4402
FX 800-551-1328
cbrennan@neca.org

Eastern Region
PH 800-228-8398
FX 800-228-8563

Southern Region
PH 800-223-7751
FX 800-551-3038

Southwestern Region
PH 800-351-9033
FX 800-774-2481

Western Region
PH 800-892-3322
FX 800-551-1328

North Central Region
PH 800-228-0180
FX 800-367-5058

EXHIBIT I

For your action **CAF ICC data collection is open until May 15** **to review adjusted switched access rates**

April 24, 2017

To: General and pool contacts at TS pool members

Switched access rates

Commission rules require NECA to adjust capped interstate switched access rates effective on July 1, 2017, to reflect 2017 pool election changes. Pool election changes for the upcoming tariff year will increase these rates by 1.119 percent. The proposed terminating end office rate will be \$0.003567, which is \$0.0007 plus two-thirds of the difference between \$0.005 and \$0.0007 per minute. In the [CAF ICC website](#) (login required), we have modified the following for test period 2017-2018:

- interstate switched access rate levels,
- intrastate switched access rate levels for those companies with intrastate rates at parity with interstate rates,
- interstate terminating End Office access service rates to not exceed \$0.003567 per minute, and
- switched access revenues.

NECA will apply the 1.119 percent rate increase related to pool election changes to originating End Office rates and all transport rate elements. Rates are rounded up to the last significant decimal place for a 5 or greater and rounded down otherwise.

Other proposed July 1 interstate and intrastate monthly and nonrecurring switched access rates can be viewed in the CAF ICC Data Collection website in the *Study Area Intrastate Data* section by selecting the *Intrastate TRP at Rate Element Level* link. Your company's existing Local Switching and Local Transport rate band assignments will remain unchanged in the upcoming filing. **Adjusted intrastate rates, both end office and transport, need to be filed with state regulatory commissions.**

Eligible Recovery and CAF ICC

The forecasts of interstate switched access minutes, SLB and MLB lines have also been updated on the CAF ICC Data Collection website. The updated forecasts and the required switched access rate changes impact your interstate allocated switched access revenue, intrastate terminating switched access revenue, ER and CAF ICC support.

Test period 2015-2016 true up

The test period 2015-2016 true-up calculations currently do not reflect April settlements data. This true-up data will be updated after the April view of realized revenues is available in settlements and can be viewed when the CAF ICC Data Collection website re-opens on May 16. As indicated in our [February 16, 2017 letter](#) (login required), no revisions to switched access revenue data for the test period 2015-2016 will be accepted after April settlements lock (average schedule lock is on Monday, April 24; cost lock is on Wednesday, April 26).

CAF ICC data update

The CAF ICC website will remain open until **May 15** to allow for forecast updates and other changes. Companies will not be able to change any forecast data after May 15. Since no changes can be made after May 15, please review your inputs to be sure they are accurate.

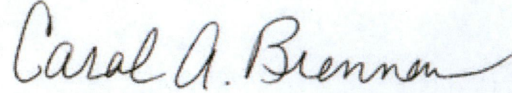
Data certification

You will be able to certify your company's data online **beginning Tuesday, May 16, until 11:59 p.m. ET on Tuesday, May 30**. To comply with Commission rules, data must be certified by an officer of the company. Blank certification forms will be available on the website for companies unable to certify online; these are **due to your region office by May 30**.

Questions?

Please contact your member service team.

Sincerely,

A handwritten signature in cursive script that reads "Carol A. Brennan". The signature is written in dark ink and is positioned below the word "Sincerely,".

Carol A. Brennan

cc: Authorized consultants

EXHIBIT II

Missouri Valley Communications, Inc.
 DEVELOPMENT OF CAPPED INTERSTATE SWITCHED ACCESS RATES - JUNE 16, 2017 INTERSTATE ACCESS TARIFF FILING
 RATES EFFECTIVE JULY 1, 2017

ACCESS ELEMENT	NECA TARIFF SECTION	CURRENT NECA TARIFF RATE (A)	RATE ADJUSTMENT FACTOR (1) (B)	CAPPED RATE ADJUSTMENT (C)=Col. (A)*Col (B)	CAPPED RATE 7/1/2017 (D)=Col.(A)-Col.(C)
SWITCHED ACCESS SERVICE	17.2				
LOCAL TRANSPORT	17.2.2				
ENTRANCE FACILITY					
- Voice Grade Two Wire		\$ 33.83	-60.92%	\$ (20.61)	\$ 13.22
- Voice Grade Four Wire		\$ 54.13	-60.92%	\$ (32.98)	\$ 21.15
- High Capacity DS1		\$ 164.92	-60.92%	\$ (100.47)	\$ 64.45
- High Capacity DS3		\$ 1,505.72	-60.92%	\$ (917.28)	\$ 588.44
DIRECT TRUNKED TRANSPORT FACILITY					
- Voice Grade		\$ 2.40	-60.92%	\$ (1.46)	\$ 0.94
- High Capacity DS1		\$ 11.31	-60.92%	\$ (6.89)	\$ 4.42
- High Capacity DS3		\$ 98.42	-60.92%	\$ (59.96)	\$ 38.46
DIRECT TRUNKED TRANSPORT TERMINATION					
- Voice Grade		\$ 24.20	-60.92%	\$ (14.74)	\$ 9.46
- High Capacity DS1		\$ 58.62	-60.92%	\$ (35.71)	\$ 22.91
- High Capacity DS3		\$ 376.42	-60.92%	\$ (229.32)	\$ 147.10
MULTIPLEXING					
- DS3 to DS1		\$ 343.44	-60.92%	\$ (209.22)	\$ 134.22
- DS1 to DS0		\$ 132.60	-60.92%	\$ (80.78)	\$ 51.82
TANDEM SWITCHED TRANSPORT					
- Tandem Switched Facility		\$ 0.000202	-60.92%	\$ (0.000123)	\$ 0.000079
- Tandem Switched Termination		\$ 0.001053	-60.92%	\$ (0.000641)	\$ 0.000412
- Tandem Switching		\$ 0.002655	-60.92%	\$ (0.001617)	\$ 0.001038
NETWORK BLOCKING PER BLOCKED CALL					
- Applied to FGD only		\$ 0.0165	-60.92%	\$ (0.010052)	\$ 0.0064
LOCAL SWITCHING					
- Premium - Terminating	17.2.3(A)	\$ 0.005000		\$ (0.001433)	\$ 0.003567

(1) Part 51.909(a) (5)(i) Calculated Factor as Provided by NECA
 Part 51.909(a) (5)(i) Stated Factor
 Capped Rate Adjustment Factor

60.92%
-100.00%
-60.92%

EXHIBIT II

Nemont Telephone Cooperative, Inc.
 DEVELOPMENT OF CAPPED INTERSTATE SWITCHED ACCESS RATES - JUNE 16, 2017 INTERSTATE ACCESS TARIFF FILING
 RATES EFFECTIVE JULY 1, 2017

ACCESS ELEMENT	NECA TARIFF SECTION	CURRENT NECA TARIFF RATE (A)	RATE ADJUSTMENT FACTOR (1) (B)	CAPPED RATE ADJUSTMENT (C)=Col. (A)*Col (B)	CAPPED RATE 7/1/2017 (D)=Col.(A)-Col.(C)
SWITCHED ACCESS SERVICE	17.2				
LOCAL TRANSPORT	17.2.2				
ENTRANCE FACILITY					
- Voice Grade Two Wire		\$ 33.83	-60.92%	\$ (20.61)	\$ 13.22
- Voice Grade Four Wire		\$ 54.13	-60.92%	\$ (32.98)	\$ 21.15
- High Capacity DS1		\$ 164.92	-60.92%	\$ (100.47)	\$ 64.45
- High Capacity DS3		\$ 1,505.72	-60.92%	\$ (917.28)	\$ 588.44
DIRECT TRUNKED TRANSPORT FACILITY					
- Voice Grade		\$ 2.40	-60.92%	\$ (1.46)	\$ 0.94
- High Capacity DS1		\$ 11.31	-60.92%	\$ (6.89)	\$ 4.42
- High Capacity DS3		\$ 98.42	-60.92%	\$ (59.96)	\$ 38.46
DIRECT TRUNKED TRANSPORT TERMINATION					
- Voice Grade		\$ 24.20	-60.92%	\$ (14.74)	\$ 9.46
- High Capacity DS1		\$ 58.62	-60.92%	\$ (35.71)	\$ 22.91
- High Capacity DS3		\$ 376.42	-60.92%	\$ (229.32)	\$ 147.10
MULTIPLEXING					
- DS3 to DS1		\$ 343.44	-60.92%	\$ (209.22)	\$ 134.22
- DS1 to DS0		\$ 132.60	-60.92%	\$ (80.78)	\$ 51.82
TANDEM SWITCHED TRANSPORT					
- Tandem Switched Facility		\$ 0.000202	-60.92%	\$ (0.000123)	\$ 0.000079
- Tandem Switched Termination		\$ 0.001053	-60.92%	\$ (0.000641)	\$ 0.000412
- Tandem Switching		\$ 0.002655	-60.92%	\$ (0.001617)	\$ 0.001038
NETWORK BLOCKING PER BLOCKED CALL					
- Applied to FGD only		\$ 0.0165	-60.92%	\$ (0.010052)	\$ 0.0064
LOCAL SWITCHING					
- Premium - Terminating	17.2.3(A)	\$ 0.005000		\$ (0.001433)	\$ 0.003567

(1) Part 51.909(a) (5)(i) Calculated Factor as Provided by NECA
 Part 51.909(a) (5)(i) Stated Factor
 Capped Rate Adjustment Factor

60.92%
 -100.00%

 -60.92%

ACCESS SERVICE

CHECK SHEET

Title Page 1 to 17-374 of this tariff are effective as of the date shown. Original and revised pages as named below contain all changes that are in effect on the date hereof.

<u>Page</u>	<u>Number of Revision Except as Indicated</u>	<u>Page</u>	<u>Number of Revision Except as Indicated</u>	<u>Page</u>	<u>Number of Revision Except as Indicated</u>
Title 1	Original	0-46	Original	2-30	Original
Title 2	First Revised	0-47	Original	2-31	Original
Title 3	Original	0-48	Original	2-32	Original
Title 4	Original	0-49	First Revised	2-33	Original
0-1	Seventh Revised*	0-50	Original	2-34	Original
0-2	Original	0-51	Original	2-35	Original
0-3	Seventh Revised*	0-52	Original	2-36	Original
0-4	Sixth Revised*	0-53	Original	2-37	Original
0-5	Sixth Revised*	0-54	Original	2-38	Original
0-6	Original	0-55	Original	2-39	Original
0-7	Original	0-56	Original	2-40	Original
0-8	Original	0-57	Original	2-41	Original
0-9	Original	0-58	Original	2-42	Original
0-10	Original	0-59	Original	2-43	Original
0-11	Original	0-60	First Revised	2-44	Original
0-12	Original	0-61	First Revised	2-45	Original
0-13	Original	0-62	Second Revised*	2-46	Original
0-14	Original	0-63	First Revised*	2-47	Original
0-15	Original	0-64	First Revised*	2-48	Original
0-16	Original	1-1	Original	2-49	Original
0-17	Original	2-1	Original	2-50	Original
0-18	Original	2-2	Original	2-51	Original
0-19	Original	2-3	Original	2-52	Original
0-20	Original	2-4	Original	2-53	Original
0-21	Original	2-5	Original	2-54	Original
0-22	Original	2-6	Original	2-55	Original
0-23	Original	2-7	Original	2-56	Original
0-24	Original	2-8	Original	2-57	Original
0-25	Original	2-9	Original	2-58	Original
0-26	Original	2-10	Original	2-59	Original
0-27	Original	2-11	Original	2-60	Original
0-28	Original	2-12	Original	2-61	Original
0-29	Original	2-13	Original	2-62	Original
0-30	Original	2-14	Original	2-63	Original
0-31	Original	2-15	Original	2-64	Original
0-32	Original	2-15.1	Original	2-65	Original
0-33	First Revised	2-16	Original	2-66	Original
0-34	First Revised	2-17	First Revised	2-67	Original
0-35	First Revised	2-18	First Revised	2-68	Original
0-36	Original	2-19	Original	2-69	Original
0-37	Original	2-20	Original	2-70	Original
0-38	First Revised	2-21	First Revised	2-71	Original
0-39	Original	2-22	First Revised	2-72	Original
0-40	First Revised	2-23	First Revised	2-73	Original
0-41	Original	2-24	Original	2-74	Original
0-42	Original	2-25	Original	2-75	Original
0-43	First Revised*	2-26	Original		
0-44	Original	2-27	Original		
0-45	First Revised	2-28	Original		
		2-29	Original		

*Issued May 23, 2017

ACCESS SERVICE

CHECK SHEET

<u>Page</u>	<u>Number of Revision Except as Indicated</u>	<u>Page</u>	<u>Number of Revision Except as Indicated</u>	<u>Page</u>	<u>Number of Revision Except as Indicated</u>
17-1	Original	17-55	Original	17-104	First Revised
17-2	Original	17-56	Third Revised	17-105	First Revised
17-3	Original	17-56.1	Fourth Revised*	17-106	First Revised
17-4	Original	17-57	Third Revised	17-107	First Revised
17-5	Original	17-58	Fifth Revised*	17-108	First Revised
17-6	Original	17-59	Fifth Revised*	17-109	First Revised
17-7	Original	17-60	Original	17-110	First Revised
17-8	Original	17-61	Original	17-111	First Revised
17-9	Original	17-62	Original	17-112	First Revised
17-10	Original	17-63	Original	17-113	First Revised
17-11	Original	17-64	Original	17-114	First Revised
17-12	Original	17-65	First Revised	17-115	First Revised
17-13	Original	17-66	Original	17-116	First Revised
17-14	Original	17-67	Original	17-117	First Revised
17-15	Fourth Revised*	17-68	Original	17-118	First Revised
17-16	Fifth Revised*	17-69	First Revised	17-119	First Revised
17-17	Fifth Revised*	17-70	Original	17-120	First Revised
17-18	Fourth Revised*	17-71	Original	17-121	First Revised
17-19	Fifth Revised*	17-72	Original	17-122	First Revised
17-20	Fifth Revised*	17-73	Original	17-123	First Revised
17-21	Fifth Revised*	17-74	Original	17-124	First Revised
17-22	Original	17-75	Original	17-125	First Revised
17-23	Original	17-76	Original	17-126	First Revised
17-24	Original	17-77	Original	17-127	First Revised
17-25	Original	17-78	Third Revised	17-128	First Revised
17-26	Original	17-78.1	Fourth Revised*	17-129	First Revised
17-27	Original	17-79	Fifth Revised*	17-130	Original
17-28	Original	17-80	Fifth Revised*	17-131	Original
17-29	Original	17-81	Second Revised	17-132	Original
17-30	Original	17-82	First Revised	17-133	Original
17-31	Original	17-82.1	Original	17-134	First Revised
17-32	Original	17-83	Third Revised	17-135	Original
17-33	Original	17-84	Second Revised	17-136	Original
17-34	Original	17-84.1	Original	17-137	Original
17-35	Fourth Revised*	17-85	First Revised	17-138	Original
17-35.1	Fourth Revised*	17-85.1	Original	17-139	Original
17-36	Fourth Revised*	17-85.2	Original	17-140	Original
17-36.1	Fourth Revised*	17-86	First Revised	17-141	Original
17-37	Fifth Revised*	17-87	First Revised	17-142	Original
17-38	Fifth Revised*	17-88	First Revised	17-143	Third Revised
17-39	Original	17-89	First Revised	17-143.1	Fourth Revised*
17-40	Original	17-90	First Revised	17-144	Third Revised
17-41	First Revised	17-91	First Revised	17-144.1	Fourth Revised*
17-42	First Revised	17-92	First Revised	17-145	Fifth Revised*
17-43	First Revised	17-93	First Revised	17-146	Original
17-44	Original	17-94	Fourth Revised*	17-147	Original
17-45	Original	17-94.1	Fourth Revised*	17-148	Original
17-46	Original	17-95	Fourth Revised*	17-149	Original
17-47	First Revised	17-96	Fifth Revised*	17-150	First Revised
17-48	Original	17-97	Fifth Revised*	17-151	Original
17-49	Original	17-98	First Revised	17-152	Original
17-50	Original	17-99	First Revised	17-153	Original
17-51	Original	17-100	Second Revised	17-154	Original
17-52	Original	17-101	First Revised	17-155	Original
17-53	Original	17-102	First Revised	17-156	Original
17-54	Original	17-103	First Revised	17-157	Original
				17-158	Original
				17-159	Fifth Revised*

*Issued May 23, 2017

ACCESS SERVICE

CHECK SHEET

<u>Page</u>	<u>Number of Revision Except as Indicated</u>	<u>Page</u>	<u>Number of Revision Except as Indicated</u>	<u>Page</u>	<u>Number of Revision Except as Indicated</u>
17-160	Fifth Revised*	17-208	First Revised	17-255	Original
17-161	Fourth Revised*	17-209	Third Revised	17-256	Original
17-161.1	Fourth Revised*	17-209.1	Fourth Revised*	17-257	Original
17-162	Fifth Revised*	17-209.2	Fourth Revised*	17-258	Original
17-163	Fifth Revised*	17-210	First Revised	17-259	Original
17-164	Original	17-211	Original	17-260	Original
17-165	Original	17-212	Original	17-261	Original
17-166	Original	17-213	First Revised	17-262	Fourth Revised*
17-167	Original	17-214	Original	17-262.1	Fourth Revised*
17-168	Original	17-215	First Revised	17-263	Fifth Revised*
17-169	Original	17-216	First Revised	17-264	Fourth Revised*
17-170	Original	17-217	Original	17-264.1	Fourth Revised*
17-171	Original	17-218	First Revised	17-265	Fourth Revised*
17-172	Original	17-219	First Revised	17-265.1	Fourth Revised*
17-173	Original	17-220	Original	17-266	Fifth Revised*
17-174	Original	17-221	Original	17-267	Original
17-175	Original	17-222	Original	17-268	Original
17-176	Original	17-223	Original	17-269	Original
17-177	Original	17-224	Original	17-270	Original
17-178	Fifth Revised*	17-225	Original	17-271	First Revised
17-178.1	Fourth Revised*	17-226	Original	17-272	Original
17-179	Original	17-226.1	Original	17-273	Original
17-180	Original	17-227	Original	17-274	Original
17-181	Original	17-228	Third Revised	17-275	Original
17-182	First Revised	17-228.1	Fourth Revised*	17-276	Original
17-183	Original	17-229	Third Revised	17-277	Original
17-184	Original	17-229.1	Fourth Revised*	17-278	Original
17-185	Original	17-230	Fifth Revised*	17-279	Original
17-186	Original	17-231	Original	17-280	Fifth Revised*
17-187	Original	17-232	Original	17-281	Fifth Revised*
17-188	Original	17-233	Original	17-282	Fifth Revised*
17-189	Original	17-234	Original	17-283	Original
17-190	Original	17-235	Original	17-284	Original
17-191	Original	17-236	Original	17-285	First Revised
17-192	Fourth Revised*	17-237	Original	17-286	Original
17-192.1	Fourth Revised*	17-238	Original	17-287	Original
17-193	Fourth Revised*	17-239	Original	17-288	Original
17-193.1	Fourth Revised*	17-240	Original	17-289	Original
17-194	Fifth Revised*	17-241	Original	17-290	Original
17-195	Original	17-242	Original	17-291	Original
17-196	Original	17-243	Original	17-292	Original
17-197	Original	17-244	Original	17-293	Original
17-198	Original	17-245	Original	17-294	First Revised
17-199	Original	17-246	Third Revised	17-294.1	Second Revised
17-200	First Revised	17-246.1	Fourth Revised*	17-294.2	Fourth Revised*
17-201	Original	17-247	Third Revised	17-294.3	First Revised
17-202	Original	17-247.1	Fourth Revised*	17-294.4	Fourth Revised*
17-203	Original	17-248	Fifth Revised*	17-295	Original
17-204	Original	17-249	Original	17-296	Original
17-205	First Revised	17-250	Original	17-297	Original
17-206	Original	17-251	Original	17-298	Original
17-207	First Revised	17-252	Original	17-299	First Revised
		17-253	First Revised		
		17-254	Original		

*Issued May 23, 2017

ACCESS SERVICE

CHECK SHEET

<u>Page</u>	<u>Number of Revision Except as Indicated</u>	<u>Page</u>	<u>Number of Revision Except as Indicated</u>	<u>Page</u>	<u>Number of Revision Except as Indicated</u>
17-300	Original	17-350	Original		
17-301	Original	17-351	Original		
17-302	Original	17-352	Original		
17-303	Original	17-353	Original		
17-304	Original	17-354	Original		
17-305	Original	17-355	Original		
17-306	Original	17-356	Original		
17-307	Original	17-357	Original		
17-308	Fifth Revised*	17-358	First Revised		
17-309	Fifth Revised*	17-358.1	Second Revised		
17-310	Fifth Revised*	17-358.2	Fourth Revised*		
17-311	Fifth Revised*	17-358.3	Fourth Revised*		
17-312	Original	17-358.4	Second Revised		
17-313	Original	17-358.5	Fourth Revised*		
17-314	Original	17-358.6	Fourth Revised*		
17-315	Original	17-358.7	Fourth Revised*		
17-316	Original	17-359	Second Revised		
17-317	Original	17-360	Original		
17-318	Original	17-361	Original		
17-319	Original	17-362	Original		
17-320	Original	17-363	Original		
17-321	Original	17-364	Original		
17-322	Original	17-365	Original		
17-323	Original	17-366	Original		
17-324	Original	17-367	Original		
17-325	Fifth Revised*	17-368	Original		
17-326	Fifth Revised*	17-369	Original		
17-327	Fifth Revised*	17-370	Original		
17-328	Original	17-371	Original		
17-329	Original	17-372	Third Revised		
17-330	Original	17-372.1	Fourth Revised*		
17-331	Original	17-373	Third Revised		
17-332	First Revised	17-373.1	Fourth Revised*		
17-333	Original	17-374	Fifth Revised*		
17-334	Original				
17-335	Original				
17-336	Original				
17-337	Original				
17-338	Original				
17-339	Original				
17-340	Original				
17-341	Third Revised				
17-341.1	Fourth Revised*				
17-342	Third Revised				
17-342.1	Fourth Revised*				
17-343	Fifth Revised*				
17-344	Original				
17-345	Original				
17-346	First Revised				
17-347	Original				
17-348	Original				
17-349	Original				

*Issued May 23, 2017

ACCESS SERVICE

TABLE OF CONTENTS (Cont'd)

	<u>Page No.</u>
17. <u>RATES AND CHARGES</u> -Polar Communications Mutual Aid Corporation Study Area 381614	17-249
17.1 <u>Common Line Access Service-Non-LTR</u>	17-249
17.1.1 Carrier Common Line Access Service-Gilby	17-249
17.1.2 Carrier Common Line Access Service-Group-2.....	17-249
17.2 <u>Switched Access Service</u>	17-250
17.2.1 Nonrecurring Charges-LTR and Non-LTR	17-250
17.2.2 Local Transport-Non-LTR-IntraLATA	17-251
17.2.3 End Office-Non LTR-IntraLATA.....	17-252
17.2.4 Local Transport-Non-LTR-InterLATA	17-252
17.2.5 End Office-Non LTR-InterLATA.....	17-253
17.3 <u>Other Services-Nonrecurring Charges-LTR and Non-LTR</u>	17-254
17.3.1 Access Ordering Charge	17-254
17.3.2 Additional Engineering.....	17-255
17.3.3 Additional Labor.....	17-256
17.3.4 Miscellaneous Service	17-258
17.3.5 Specialized Service or Arrangements	17-261
17.4 <u>Rates Schedule for Transition from Non-LTR Rate Design to LTR Rate Design</u>	17-261
17.4.1 General.....	17-261
17.4.2 Reserved for Future Use	17-262
17.4.3 Rate Table-IntraLATA	17-263
17.4.4 Reserved for Future Use	17-264
17.4.5 Rate Table-InterLATA	17-265
17.4.6 Direct Trunk Transport-Intrastate	17-266

(C)
 |
 (C)

ACCESS SERVICE

Table Reflecting Exchange Groups for Issuing Carriers

Issuing Carrier	Exchange Group 1		Exchange Group 2	
BEK Communications Cooperative	Steele No Exchange Groups			
	Exchange Group 1	Exchange Group 2	Exchange Group 3	
Dickey Rural Telephone Cooperative	Venturia, South Venturia, Ellendale Host, Fullerton No Exchange Groups			
	Exchange Group 1		Exchange Group 2	
Griggs County Telephone Company	All Except Finlay		Finlay	
Inter-Community Telephone Company, L.L.C.	Buffalo No Exchange Groups			
Missouri Valley Communications, Inc.	Missouri Valley exchanges		Nemont exchanges	
Moore and Liberty Telephone Company	Enderlin		Sheldon	
Nemont Telephone Cooperative, Inc.	Filed together with Missouri Valley			

(C)

(C)

(C)

(C)

(C)

(C)

(C)

Table Reflecting Exchange Groups for Issuing Carriers (Cont'd)

Issuing Carrier	Exchange Group 1	Exchange Group 2
North Dakota Telephone Company	Drake, Devils Lake (DVLKNDAMDS1), Fessenden, Harvey, Minnewaukan, Rugby	Cando, Devils Lake (DVLKNDXADS2), Fort Totten, New Rockford, Sheyenne, Starkweather, Warwick, Webster
Polar Communications Mutual Aid Corporation Study Area 381630	No Exchange Groups (E. Drayton is not included)	
Polar Communications Mutual Aid Corporation Study Area 381614	No Exchange Groups	
Red River Rural Telephone Association	Fairmont, Hankinson, Lidgerwood, Wyndmere	Abercrombie, Colfax, Great Bend, Mooreton

(C)

(C)

(C)

(C)

Table Reflecting Exchange Groups for Issuing Carriers (Cont'd)

Issuing Carrier	Exchange Group 1	Exchange Group 2
West River Telecommunications Cooperative	Hazen, St. Anthony, Washburn	McClusky, New Salem, Underwood

(C)
—
(C)

ACCESS SERVICE

17. Rates and Charges – BEK Communications Cooperative (Cont'd)

17.4 Rates Schedule for Transition from Non-LTR Rate Design to LTR Rate Design (Cont'd)

17.4.2 Rate Table - IntraLATA

Rate Element	2013	2014	2015	2016	2017	2018	2019	2020		
CCL-Terminating	\$0.000000	\$0.000000	\$0.000000	\$0.000000	\$0.000000	\$0.000000	\$0.000000	\$0.000000	\$0.000000	(C)
CCL-Originating	\$0.055032	\$0.055032	\$0.055032	\$0.055032	\$0.055032	\$0.055032	\$0.055032	\$0.055032	\$0.055032	(C)
										(D)
End Office										(C)
LS-Terminating*	\$0.032650	See Note 1	See Note 1	See Note 1	See Note 1	See Note 1	See Note 1	See Note 1	See Note 1	
LS-Originating	\$0.027415	\$0.027415	\$0.027415	\$0.027415	\$0.027415	\$0.027415	\$0.027415	\$0.027415	\$0.027415	
										(D)
										(D)
										(D)
Info Surcharge/100										(C)
Terminating	\$0.051300	See Note 1	See Note 1	See Note 1	See Note 1	See Note 1	See Note 1	See Note 1	See Note 1	
Originating	\$0.000000	\$0.000000	\$0.000000	\$0.000000	\$0.000000	\$0.000000	\$0.000000	\$0.000000	\$0.000000	
Combined LS and Info Surcharge-Terminating *	N/A	\$0.024091	\$0.013975	\$0.005000	\$0.003567	\$0.002133	\$0.000700	\$0.000000	\$0.000000	(C)
Local transport Fac										(C)
Terminating	\$0.000000	\$0.000000	\$0.000000	\$0.000000	\$0.000000	\$0.000000	\$0.000000	\$0.000000	\$0.000000	
Originating	\$0.000304	\$0.000304	\$0.000304	\$0.000304	\$0.000304	\$0.000304	\$0.000304	\$0.000304	\$0.000304	

*Note 1: Billing rate will match interstate rate for End Office and Information Surcharge and will not exceed combined rate for Local Switching and Information Surcharges terminating listed.

ACCESS SERVICE

17. Rates and Charges – BEK Communications Cooperative (Cont'd)

17.4 Rates Schedule for Transition from Non-LTR Rate Design to LTR Rate Design (Cont'd)

17.4.2 Rate Table – IntraLATA (Cont'd)

Rate Element	2013	2014	2015	2016	2017	2018	2019	2020	
									(D)
									(D)
									(D)
Local Transport Facility									
Originating Pass through	\$0.000608	\$0.000608	\$0.000608	\$0.000608	\$0.000608	\$0.000608	\$0.000608	\$0.000608	\$0.000608
Tandem Switch Fac									(C)
Terminating	\$0.000195	\$0.000198	\$0.000201	\$0.000202	\$0.000204(I)	\$0.000204(I)	\$0.000204(I)	\$0.000204(I)	\$0.000204(I)
Pass through	\$0.000195	\$0.000198	\$0.000201	\$0.000202	\$0.000204(I)	\$0.000204(I)	\$0.000204(I)	\$0.000204(I)	\$0.000204(I)
									(D)
									(D)
									(D)
Local Transport Term									(C)
Terminating	\$0.000000	\$0.000000	\$0.000000	\$0.000000	\$0.000000	\$0.000000	\$0.000000	\$0.000000	\$0.000000
Originating	\$0.000933	\$0.000933	\$0.000933	\$0.000933	\$0.000933	\$0.000933	\$0.000933	\$0.000933	\$0.000933

ACCESS SERVICE

17. Rates and Charges – BEK Communications Cooperative (Cont'd)

17.4 Rates Schedule for Transition from Non-LTR Rate Design to LTR Rate Design (Cont'd)

17.4.2 Rate Table – IntraLATA (Cont'd)

Rate Element	2013	2014	2015	2016	2017	2018	2019	2020	
									(D)
									(D)
									(D)
Tandem Switch Term									(C)
Terminating	\$0.001017	\$0.001032	\$0.001047	\$0.001053	\$0.001065(I)	\$0.001065(I)	\$0.001065(I)	\$0.001065(I)	
Originating	N/A	N/A	N/A	N/A	N/A	N/A	N/A	N/A	
									(D)
									(D)
									(D)
Transitional Rate	N/A	N/A	N/A	N/A	N/A	N/A	N/A	N/A	(C)

ACCESS SERVICE

17. Rates and Charges – BEK Communications Cooperative (Cont'd)

17.4 Rates Schedule for Transition from Non-LTR Rate Design to LTR Rate Design (Cont'd)

17.4.3 Rate Table - InterLATA

Rate Element	2013	2014	2015	2016	2017	2018	2019	2020	
CCL Terminating	\$0.000000	\$0.000000	\$0.000000	\$0.000000	\$0.000000	\$0.000000	\$0.000000	\$0.000000	(C)
CCL-Originating	\$ 0.029100	\$ 0.029100	\$ 0.029100	\$ 0.029100	\$ 0.029100	\$ 0.029100	\$ 0.029100	\$ 0.029100	(C)
									(D)
End Office									(C)
LS-Terminating*	\$ 0.032650	See Note 1	See Note 1	See Note 1	See Note 1	See Note 1	See Note 1	See Note 1	
LS-Originating	\$ 0.010400	\$ 0.010400	\$ 0.010400	\$ 0.010400	\$ 0.010400	\$ 0.010400	\$ 0.010400	\$ 0.010400	
									(D)
									(D)
									(D)
Info Surcharge/100									
Terminating *	\$0.051300	See Note 1	See Note 1	See Note 1	See Note 1	See Note 1	See Note 1	See Note 1	(C)
Originating	\$ 0.015800	\$ 0.015800	\$ 0.015800	\$ 0.015800	\$ 0.015800	\$ 0.015800	\$ 0.015800	\$ 0.015800	(C)
									(D)
Combined LS and Info Surcharge-Terminating *	N/A	\$0.024091	\$0.013975	\$ 0.005000	\$ 0.003567	\$ 0.002133	\$ 0.000700	\$0.000000	(C)
Line Termination									
Originating	\$ 0.008300	\$ 0.008300	\$ 0.008300	\$ 0.008300	\$ 0.008300	\$ 0.008300	\$ 0.008300	\$ 0.008300	(C)
									(D)

*Note 1: Billing rate will match interstate rate for End Office and Information Surcharge and will not exceed combined rate for Local Switching and Information Surcharges terminating listed

ACCESS SERVICE

17. Rates and Charges – BEK Communications Cooperative (Cont'd)

17.4 Rates Schedule for Transition from Non-LTR Rate Design to LTR Rate Design (Cont'd)

17.4.3 Rate Table – InterLATA (Cont'd)

Rate Element	2013	2014	2015	2016	2017	2018	2019	2020	
Local Transport Fac									(C)
Terminating	\$0.000000	\$0.000000	\$0.000000	\$0.000000	\$0.000000	\$0.000000	\$0.000000	\$0.000000	
Originating									
Rate Band 1	\$ 0.007400	\$ 0.007400	\$ 0.007400	\$ 0.007400	\$ 0.007400	\$ 0.007400	\$ 0.007400	\$ 0.007400	
Rate Band 2	\$ 0.013000	\$ 0.013000	\$ 0.013000	\$ 0.013000	\$ 0.013000	\$ 0.013000	\$ 0.013000	\$ 0.013000	
Rate Band 3	\$ 0.030100	\$ 0.030100	\$ 0.030100	\$ 0.030100	\$ 0.030100	\$ 0.030100	\$ 0.030100	\$ 0.030100	
Rate Band 4	\$ 0.055800	\$ 0.055800	\$ 0.055800	\$ 0.055800	\$ 0.055800	\$ 0.055800	\$ 0.055800	\$ 0.055800	
Rate Band 5	\$ 0.060200	\$ 0.060200	\$ 0.060200	\$ 0.060200	\$ 0.060200	\$ 0.060200	\$ 0.060200	\$ 0.060200	
Rate Band 6	\$ 0.056200	\$ 0.056200	\$ 0.056200	\$ 0.056200	\$ 0.056200	\$ 0.056200	\$ 0.056200	\$ 0.056200	
Rate Band 7	\$ 0.058000	\$ 0.058000	\$ 0.058000	\$ 0.058000	\$ 0.058000	\$ 0.058000	\$ 0.058000	\$ 0.058000	
									(D)
									(D)
									(D)
Local Transport Facility – Pass through									
Originating	\$0.056200	\$0.056200	\$0.056200	\$0.056200	\$0.056200	\$0.056200	\$0.056200	\$0.056200	
Tandem Switch Fac									(C)
Terminating	\$0.000195	\$0.000198	\$0.000201	\$0.000202	\$0.000204(I)	\$0.000204(I)	\$0.000204(I)	\$0.000204(I)	
Originating -	\$0.000000	\$0.000000	\$0.000000	\$0.000000	\$0.000000	\$0.000000	\$0.000000	\$0.000000	

ACCESS SERVICE

17. Rates and Charges – BEK Communications Cooperative (Cont'd)

17.4 Rates Schedule for Transition from Non-LTR Rate Design to LTR Rate Design (Cont'd)

17.4.3 Rate Table – InterLATA (Cont'd)

Rate Element	2013	2014	2015	2016	2017	2018	2019	2020	
									(D)
									(D)
									(D)
Tandem Switched Facility – Pass through									
Terminating	\$0.000195	\$0.000198	\$0.000201	\$0.000202	\$0.000204(I)	\$0.000204(I)	\$0.000204(I)	\$0.000204(I)	
Local Transport Term									(C)
Terminating	\$0.000000	\$0.000000	\$0.000000	\$0.000000	\$0.000000	\$0.000000	\$0.000000	\$0.000000	
Originating	\$0.000000	\$0.000000	\$0.000000	\$0.000000	\$0.000000	\$0.000000	\$0.000000	\$0.000000	
									(D)
									(D)
									(D)
Tandem Switch Termination									(C)
Terminating	\$0.001017	\$0.001032	\$0.001047	\$0.001053	\$0.001065(I)	\$0.001065(I)	\$0.001065(I)	\$0.001065(I)	
Originating	\$0.000000	\$0.000000	\$0.000000	\$0.000000	\$0.000000	\$0.000000	\$0.000000	\$0.000000	
									(D)
									(D)
									(D)
Transitional Rate	N/A	N/A	N/A	N/A	N/A	N/A	N/A	N/A	(C)

ACCESS SERVICE17. Rates and Charges – BEK Communications Cooperative (Cont'd)17.4 Rates Schedule for Transition from Non-LTR Rate Design to LTR Rate Design (Cont'd)17.4.4 Rate Table – Intrastate

Direct Trunked Transport

Direct Trunked Transport will be offered for the first time in July 1, 2013. Rates apply to IntraLATA and InterLATA

Rate Element	2013	2014	2015	2016	2017	2018	2019	2020
Direct Trunked Transport								
Entrance Facility per termination								
Voice Grade two Wire	\$79.19	\$80.32	\$81.49	\$81.97	\$82.89(I)	\$82.89(I)	\$82.89(I)	\$82.89(I)
Voice Grade Four Wire	\$126.72	\$128.53	\$130.40	\$131.17	\$132.64(I)	\$132.64(I)	\$132.64(I)	\$132.64(I)
High Capacity DS1	\$386.07	\$391.59	\$397.28	\$399.62	\$404.09(I)	\$404.09(I)	\$404.09(I)	\$404.09(I)
High Capacity DS3	\$3,525.08	\$3,575.45	\$3,627.44	\$3,648.81	\$3,689.64(I)	\$3,689.64(I)	\$3,689.64(I)	\$3,689.64(I)
Direct Trunked Facility per Mile/MOU								
Voice Grade	\$5.64	\$5.72	\$5.80	\$5.83	\$5.90(I)	\$5.90(I)	\$5.90(I)	\$5.90(I)
High Capacity DS1	\$26.45	\$26.83	\$27.22	\$27.38	\$27.69(I)	\$27.69(I)	\$27.69(I)	\$27.69(I)
High Capacity DS3	\$230.41	\$233.70	\$237.10	\$238.50	\$241.17(I)	\$241.17(I)	\$241.17(I)	\$241.17(I)
Direct Trunked Termination per Term/MOU								
Voice Grade	\$56.69	\$57.50	\$58.34	\$58.68	\$59.34(I)	\$59.34(I)	\$59.34(I)	\$59.34(I)
High Capacity DS1	\$137.24	\$139.20	\$141.22	\$142.05	\$143.64(I)	\$143.64(I)	\$143.64(I)	\$143.64(I)
High Capacity DS3	\$881.25	\$893.84	\$906.84	\$912.18	\$922.39(I)	\$922.39(I)	\$922.39(I)	\$922.39(I)
Multiplexing Per Arrangement								
DS3 to DS1	\$804.04	\$815.53	\$827.39	\$832.26	\$841.57(I)	\$841.57(I)	\$841.57(I)	\$841.57(I)
DS1 to Voice	\$310.43	\$314.87	\$319.45	\$321.33	\$324.93(I)	\$324.93(I)	\$324.93(I)	\$324.93(I)

ACCESS SERVICE

17. Rates and Charges – Consolidated Telcom (Cont'd)

17.4 Rates Schedule for Transition from Non-LTR Rate Design to LTR Rate Design (Cont'd)

17.4.2 Rate Table - IntraLATA

Rate Element	2013	2014	2015	2016	2017	2018	2019	2020		
CCL-Terminating	.000000	.000000	.000000	.000000	.000000	.000000	.000000	.000000	.000000	(C)
CCL-Originating	.098512	.098512	.098512	.098512	.098512	.098512	.098512	.098512	.098512	(C)
	.057244	.057244	.057244	.057244	.057244	.057244	.057244	.057244	.057244	(D)
End Office										(C)
LS-Terminating*	.032650	See Note 1	See Note 1	See Note 1	See Note 1	See Note 1	See Note 1	See Note 1	See Note 1	
LS-Originating	.033152	.033152	.033152	.033152	.033152	.033152	.033152	.033152	.033152	(D)
										(D)
Info Surcharge/100										(C)
Terminating*	.051300	See Note 1	See Note 1	See Note 1	See Note 1	See Note 1	See Note 1	See Note 1	See Note 1	
Originating	.000000	.000000	.000000	.000000	.000000	.000000	.000000	.000000	.000000	
Combined LS and Info Surcharge-Terminating*	N/A	.024091	.013975	.005000	.003567	.002133	.000700	.000000	.000000	(C)

*Note 1: Billing rate will match interstate rate for End Office and Information Surcharge and will not exceed combined rate for Local Switching and Information Surcharges terminating listed.

ACCESS SERVICE

17. Rates and Charges – Consolidated Telecom (Cont'd)

17.4 Rates Schedule for Transition from Non-LTR Rate Design to LTR Rate Design (Cont'd)

17.4.2 Rate Table – IntraLATA (Cont'd)

Rate Element	2013	2014	2015	2016	2017	2018	2019	2020	
Tandem Switch Fac									(C)
Terminating	.000195	.000198	.000201	.000202	.000204(I)	.000204(I)	.000204(I)	.000204(I)	
Local Transport Fac									(C)
Originating	.000390	.000390	.000390	.000390	.000390	.000390	.000390	.000390	
									(D)
									(D)
Tandem Switch Termination									(C)
Terminating	.001017	.001032	.001047	.001053	.001065(I)	.001065(I)	.001065(I)	.001065(I)	
Local Transport Term									(C)
Originating	.000933	.000933	.000933	.000933	.000933	.000933	.000933	.000933	
Transitional Rate	N/A	N/A	N/A	N/A	N/A	N/A	N/A	N/A	(C)

ACCESS SERVICE

17. Rates and Charges – Consolidated Telecom (Cont'd)

17.4 Rates Schedule for Transition from Non-LTR Rate Design to LTR Rate Design (Cont'd)

17.4.3 Rate Table - InterLATA

Rate Element	2013	2014	2015	2016	2017	2018	2019	2020	
CCL-Terminating	.000000	.000000	.000000	.000000	.000000	.000000	.000000	.000000	(C)
CCL-Originating	.046100	0.046100	0.046100	.046100	.046100	.046100	.046100	.046100	(C)
									(D)
									(D)
End Office									(C)
LS-Terminating*	.032650	See Note 1	See Note 1	See Note 1	See Note 1	See Note 1	See Note 1	See Note 1	
LS-Originating	.010400	.010400	.010400	.010400	.010400	.010400	.010400	.010400	
									(D)
									(D)
Info Surcharge/100									(C)
Terminating*	.051300	See Note 1	See Note 1	See Note 1	See Note 1	See Note 1	See Note 1	See Note 1	
Originating	.015800	.015800	.015800	.015800	.015800	.015800	.015800	.015800	(D)
									(D)
Combined LS and Info Surcharge-Terminating*	N/A	.024091	.013975	.005000	.003567	.002133	.000700	.000000	(C)

*Note 1: Billing rate will match interstate rate for End Office and Information Surcharge and will not exceed combined rate for Local Switching and Information Surcharges terminating listed

ACCESS SERVICE

17. Rates and Charges – Consolidated Telcom (Cont'd)

17.4 Rates Schedule for Transition from Non-LTR Rate Design to LTR Rate Design (Cont'd)

17.4.3 Rate Table – InterLATA (Cont'd)

Rate Element	2013	2014	2015	2016	2017	2018	2019	2020	
Line Termination									(C)
Originating	.008300	.008300	.008300	.008300	.008300	.008300	.008300	.008300	
Tandem Switch Termination									(C)
Terminating	.001017	.001032	.001047	.001053	.001065(I)	.001065(I)	.001065(I)	.001065(I)	
Tandem Switch Fac									(C)
Terminating	.000195	.000198	.000201	.000202	.000204(I)	.000204(I)	.000204(I)	.000204(I)	
Local Transport Fac									(C)
Originating -									
Rate Band 1	.007400	.007400	.007400	.007400	.007400	.007400	.007400	.007400	
Rate Band 2	.013000	.013000	.013000	.013000	.013000	.013000	.013000	.013000	
Rate Band 3	.030100	.030100	.030100	.030100	.030100	.030100	.030100	.030100	
Rate Band 4	.055800	.055800	.055800	.055800	.055800	.055800	.055800	.055800	
Rate Band 5	.060200	.060200	.060200	.060200	.060200	.060200	.060200	.060200	
Rate Band 6	.056200	.056200	.056200	.056200	.056200	.056200	.056200	.056200	
Rate Band 7	.058000	.058000	.058000	.058000	.058000	.058000	.058000	.058000	

ACCESS SERVICE

17. Rates and Charges – Consolidated Telcom (Cont'd)

17.4 Rates Schedule for Transition from Non-LTR Rate Design to LTR Rate Design (Cont'd)

17.4.4 Rate Table – Intrastate

Direct Trunked Transport

Direct Trunked Transport will be offered for the first time in July 1, 2013. Rates apply to IntraLATA and InterLATA

Rate Element	2013	2014	2015	2016	2017	2018	2019	2020
Direct Trunked Transport								
Entrance Facility per termination								
Voice Grade two Wire	\$79.19	\$80.32	\$81.49	\$81.97	\$82.89(I)	\$82.89(I)	\$82.89(I)	\$82.89(I)
Voice Grade Four Wire	\$126.72	\$128.53	\$130.40	\$131.17	\$132.64(I)	\$132.64(I)	\$132.64(I)	\$132.64(I)
High Capacity DS1	\$386.07	\$391.59	\$397.28	\$399.62	\$404.09(I)	\$404.09(I)	\$404.09(I)	\$404.09(I)
High Capacity DS3	\$3,525.08	\$3,575.45	\$3,627.44	\$3,648.81	\$3,689.64(I)	\$3,689.64(I)	\$3,689.64(I)	\$3,689.64(I)
Direct Trunked Facility per Mile/MOU								
Voice Grade	\$5.64	\$5.72	\$5.80	\$5.83	\$5.90(I)	\$5.90(I)	\$5.90(I)	\$5.90(I)
High Capacity DS1	\$26.45	\$26.83	\$27.22	\$27.38	\$27.69(I)	\$27.69(I)	\$27.69(I)	\$27.69(I)
High Capacity DS3	\$230.41	\$233.70	\$237.10	\$238.50	\$241.17(I)	\$241.17(I)	\$241.17(I)	\$241.17(I)
Direct Trunked Termination per Term/MOU								
Voice Grade	\$56.69	\$57.50	\$58.34	\$58.68	\$59.34(I)	\$59.34(I)	\$59.34(I)	\$59.34(I)
High Capacity DS1	\$137.24	\$139.20	\$141.22	\$142.05	\$143.64(I)	\$143.64(I)	\$143.64(I)	\$143.64(I)
High Capacity DS3	\$881.25	\$893.84	\$906.84	\$912.18	\$922.39(I)	\$922.39(I)	\$922.39(I)	\$922.39(I)
Multiplexing Per Arrangement								
DS3 to DS1	\$804.04	\$815.53	\$827.39	\$832.26	\$841.57(I)	\$841.57(I)	\$841.57(I)	\$841.57(I)
DS1 to Voice	\$310.43	\$314.87	\$319.45	\$321.33	\$324.93(I)	\$324.93(I)	\$324.93(I)	\$324.93(I)

ACCESS SERVICE

17. Rates and Charges – Dakota Central Telecommunications Cooperative (Cont'd)

17. Rates Schedule for Transition from Non-LTR Rate Design to LTR Rate Design (Cont'd)

17.5.2 Rate Table – IntraLATA (Cont'd)

Rate Element	2013	2014	2015	2016	2017	2018	2019	2020
Local Transport Facility								
Originating	\$0.000346	\$0.000346	\$0.000346	\$0.000346	\$0.000346	\$0.000346	\$0.000346	\$0.000346
Originating – Pass through	\$0.000346	\$0.000346	\$0.000346	\$0.000346	\$0.000346	\$0.000346	\$0.000346	\$0.000346
Local Transport Termination								
Originating	\$0.000933	\$0.000933	\$0.000933	\$0.000933	\$0.000933	\$0.000933	\$0.000933	\$0.000933
Originating – Pass through	\$0.000933	\$0.000933	\$0.000933	\$0.000933	\$0.000933	\$0.000933	\$0.000933	\$0.000933
Tandem Switch Fac								
Terminating	\$0.000418	\$0.000424	\$0.000430	\$0.000433	\$0.000438(I)	\$0.000438(I)	\$0.000438(I)	\$0.000438(I)
Terminating – Pass through	\$0.000418	\$0.000424	\$0.000430	\$0.000433	\$0.000438(I)	\$0.000438(I)	\$0.000438(I)	\$0.000438(I)
Tandem Switch Termination								
Terminating	\$0.002171	\$0.002202	\$0.002234	\$0.002247	\$0.002272(I)	\$0.002272(I)	\$0.002272(I)	\$0.002272(I)
Terminating – Pass through	\$0.002171	\$0.002202	\$0.002234	\$0.002247	\$0.002272(I)	\$0.002272(I)	\$0.002272(I)	\$0.002272(I)
Transitional Rate	\$0.000000	\$0.000000	\$0.000000	\$0.000000	\$0.000000	\$0.000000	\$0.000000	\$0.000000

ACCESS SERVICE

17. Rates and Charges – Dakota Central Telecommunications Cooperative (Cont'd)

17.5 Rates Schedule for Transition from Non-LTR Rate Design to LTR Rate Design (Cont'd)

17.5.3 Rate Table – InterLATA (Cont'd)

Rate Element	2013	2014	2015	2016	2017	2018	2019	2020
Local Transport Facility								
Originating								
Rate Band 1	\$0.007400	\$0.007400	\$0.007400	\$0.007400	\$0.007400	\$0.007400	\$0.007400	\$0.007400
Rate Band 2	\$0.013000	\$0.013000	\$0.013000	\$0.013000	\$0.013000	\$0.013000	\$0.013000	\$0.013000
Rate Band 3	\$0.030100	\$0.030100	\$0.030100	\$0.030100	\$0.030100	\$0.030100	\$0.030100	\$0.030100
Rate Band 4	\$0.055800	\$0.055800	\$0.055800	\$0.055800	\$0.055800	\$0.055800	\$0.055800	\$0.055800
Rate Band 5	\$0.060200	\$0.060200	\$0.060200	\$0.060200	\$0.060200	\$0.060200	\$0.060200	\$0.060200
Rate Band 6	\$0.056200	\$0.056200	\$0.056200	\$0.056200	\$0.056200	\$0.056200	\$0.056200	\$0.056200
Rate Band 7	\$0.058000	\$0.058000	\$0.058000	\$0.058000	\$0.058000	\$0.058000	\$0.058000	\$0.058000
Originating – Pass Through	\$0.000500	\$0.000500	\$0.000500	\$0.000500	\$0.000500	\$0.000500	\$0.000500	\$0.000500
Tandem Switch Fac Terminating	\$0.000418	\$0.000424	\$0.000430	\$0.000433	\$0.000438(I)	\$0.000438(I)	\$0.000438(I)	\$0.000438(I)
Terminating – Pass Through	\$0.000418	\$0.000424	\$0.000430	\$0.000433	\$0.000438(I)	\$0.000438(I)	\$0.000438(I)	\$0.000438(I)
Tandem Switch Termination Terminating	\$0.002171	\$0.002202	\$0.002234	\$0.002247	\$0.002272(I)	\$0.002272(I)	\$0.002272(I)	\$0.002272(I)
Tandem Switch Termination - Pass Through	\$0.002171	\$0.002202	\$0.002234	\$0.002247	\$0.002272(I)	\$0.002272(I)	\$0.002272(I)	\$0.002272(I)
Transitional Rate	\$0.000000	\$0.000000	\$0.000000	\$0.000000	\$0.000000	\$0.000000	\$0.000000	\$0.000000

ACCESS SERVICE

17. Rates and Charges – Dakota Central Telecommunications Cooperative (Cont'd)

17.5 Rates Schedule for Transition from Non-LTR Rate Design to LTR Rate Design (Cont'd)

17.5.4 Rate Table – Intrastate

Direct Trunked Transport

Rate Element	2013	2014	2015	2016	2017	2018	2019	2020
Direct Trunked Transport								
Entrance Facility per termination								
Voice Grade two Wire	\$59.26	\$60.11	\$60.98	\$61.34	\$62.03(I)	\$62.03(I)	\$62.03(I)	\$62.03(I)
Voice Grade Four Wire	\$94.83	\$96.19	\$97.59	\$98.16	\$99.26(I)	\$99.26(I)	\$99.26(I)	\$99.26(I)
High Capacity DS1	\$288.92	\$293.05	\$297.31	\$299.06	\$302.41(I)	\$302.41(I)	\$302.41(I)	\$302.41(I)
High Capacity DS3	\$2,638.05	\$2,675.75	\$2,714.66	\$2,730.65	\$2,761.21(I)	\$2,761.21(I)	\$2,761.21(I)	\$2,761.21(I)
Direct Trunked Facility per Mile								
Voice Grade	\$4.22	\$4.28	\$4.34	\$4.37	\$4.42(I)	\$4.42(I)	\$4.42(I)	\$4.42(I)
High Capacity DS1	\$19.80	\$20.08	\$20.37	\$20.49	\$20.72(I)	\$20.72(I)	\$20.72(I)	\$20.72(I)
High Capacity DS3	\$172.43	\$174.89	\$177.43	\$178.48	\$180.48(I)	\$180.48(I)	\$180.48(I)	\$180.48(I)
Direct Trunked Termination per Term/MOU								
Voice Grade	\$42.42	\$43.03	\$43.66	\$43.92	\$44.41(I)	\$44.41(I)	\$44.41(I)	\$44.41(I)
High Capacity DS1	\$102.71	\$104.18	\$105.69	\$106.31	\$107.50(I)	\$107.50(I)	\$107.50(I)	\$107.50(I)
High Capacity DS3	\$659.50	\$668.92	\$678.65	\$682.65	\$690.29(I)	\$690.29(I)	\$690.29(I)	\$690.29(I)
Multiplexing Per Arrangement								
DS3 to DS1	\$601.72	\$610.32	\$619.19	\$622.84	\$629.81(I)	\$629.81(I)	\$629.81(I)	\$629.81(I)
DS1 to Voice	\$232.31	\$235.63	\$239.06	\$240.47	\$243.16(I)	\$243.16(I)	\$243.16(I)	\$243.16(I)

ACCESS SERVICE

17. Rates and Charges – Dakota Central Telecom I, Inc. (Cont'd)

17.5 Rates Schedule for Transition from Non-LTR Rate Design to LTR Rate Design (Cont'd)

17.5.2 Rate Table – IntraLATA (Cont'd)

Rate Element	2013	2014	2015	2016	2017	2018	2019	2020
Local Transport Facility								
Originating	\$0.000900	\$0.000900	\$0.000900	\$0.000900	\$0.000900	\$0.000900	\$0.000900	\$0.000900
Originating – Pass through	\$0.000900	\$0.000900	\$0.000900	\$0.000900	\$0.000900	\$0.000900	\$0.000900	\$0.000900
Local Transport Termination								
Originating	\$0.000933	\$0.000933	\$0.000933	\$0.000933	\$0.000933	\$0.000933	\$0.000933	\$0.000933
Tandem Switch Fac								
Terminating	\$0.000418	\$0.000424	\$0.000430	\$0.000433	\$0.000438(I)	\$0.000438(I)	\$0.000438(I)	\$0.000438(I)
Terminating – Pass through	\$0.000418	\$0.000424	\$0.000430	\$0.000433	\$0.000438(I)	\$0.000438(I)	\$0.000438(I)	\$0.000438(I)
Tandem Switch Termination								
Terminating	\$0.002171	\$0.002202	\$0.002234	\$0.002247	\$0.002272(I)	\$0.002272(I)	\$0.002272(I)	\$0.002272(I)
Transitional Rate	\$0.000000	\$0.000000	\$0.000000	\$0.000000	\$0.000000	\$0.000000	\$0.000000	\$0.000000

ACCESS SERVICE

17. Rates and Charges – Dakota Central Telecom I, Inc. (Cont'd)

17.5 Rates Schedule for Transition from Non-LTR Rate Design to LTR Rate Design (Cont'd)

17.5.3 Rate Table - InterLATA

Rate Element	2013	2014	2015	2016	2017	2018	2019	2020
CCL-Terminating	\$0.000000	\$0.000000	\$0.000000	\$0.000000	\$0.000000	\$0.000000	\$0.000000	\$0.000000
CCL-Originating	\$0.022400	\$0.022400	\$0.022400	\$0.022400	\$0.022400	\$0.022400	\$0.022400	\$0.022400
End Office								
LS-Terminating*	\$0.046644	See Note 1	See Note 1	See Note 1	See Note 1	See Note 1	See Note 1	See Note 1
LS-Originating	\$0.022000	\$0.022000	\$0.022000	\$0.022000	\$0.022000	\$0.022000	\$0.022000	\$0.022000
Info Surcharge/100								
Terminating*	\$0.051300	See Note 1	See Note 1	See Note 1	See Note 1	See Note 1	See Note 1	See Note 1
Originating	N/A	N/A	N/A	N/A	N/A	N/A	N/A	N/A
Combined LS and Info Surcharge-Terminating (All)*	N/A	\$0.033554	\$0.018465	\$0.005000	\$0.003567	\$0.002133	\$0.000700	\$0.000000
Local Transport Facility								
Originating	\$0.007600	\$0.007600	\$0.007600	\$0.007600	\$0.007600	\$0.007600	\$0.007600	\$0.007600
Originating – Pass through	\$0.000500	\$0.000500	\$0.000500	\$0.000500	\$0.000500	\$0.000500	\$0.000500	\$0.000500
Local Transport Termination								
Originating	\$0.014500	\$0.014500	\$0.014500	\$0.014500	\$0.014500	\$0.014500	\$0.014500	\$0.014500
Tandem Switch Fac								
Terminating	\$0.000418	\$0.000424	\$0.000430	\$0.000433	\$0.000438(I)	\$0.000438(I)	\$0.000438(I)	\$0.000438(I)
Terminating Pass-through	\$0.000418	\$0.000424	\$0.000430	\$0.000433	\$0.000438(I)	\$0.000438(I)	\$0.000438(I)	\$0.000438(I)
Tandem Switch Termination								
Terminating	\$0.002171	\$0.002202	\$0.002234	\$0.002247	\$0.002272(I)	\$0.002272(I)	\$0.002272(I)	\$0.002272(I)
Transitional Rate	\$0.000000	\$0.000000	\$0.000000	\$0.000000	\$0.000000	\$0.000000	\$0.000000	\$0.000000

*Note 1: Billing rate will match interstate rate for End Office and Information Surcharge and will not exceed combined rate for Local Switching and Information Surcharges terminating listed.

ACCESS SERVICE

17. Rates and Charges – Dakota Central Telecom I, Inc. (Cont'd)

17.5 Rates Schedule for Transition from Non-LTR Rate Design to LTR Rate Design (Cont'd)

17.5.4 Rate Table - Intrastate

Direct Trunked Transport

<u>Rate Element</u>	<u>2013</u>	<u>2014</u>	<u>2015</u>	<u>2016</u>	<u>2017</u>	<u>2018</u>	<u>2019</u>	<u>2020</u>
Direct Trunked Transport								
Entrance Facility per termination								
Voice Grade two Wire	\$59.26	\$60.11	\$60.98	\$61.34	\$62.03(I)	\$62.03(I)	\$62.03(I)	\$62.03(I)
Voice Grade Four Wire	\$94.83	\$96.19	\$97.59	\$98.16	\$99.26(I)	\$99.26(I)	\$99.26(I)	\$99.26(I)
High Capacity DS1	\$288.92	\$293.05	\$297.31	\$299.06	\$302.41(I)	\$302.41(I)	\$302.41(I)	\$302.41(I)
High Capacity DS3	\$2,638.05	\$2,675.75	\$2,714.66	\$2,730.65	\$2,761.21(I)	\$2,761.21(I)	\$2,761.21(I)	\$2,761.21(I)
Direct Trunked Facility per Mile								
Voice Grade	\$4.22	\$4.28	\$4.34	\$4.37	\$4.42(I)	\$4.42(I)	\$4.42(I)	\$4.42(I)
High Capacity DS1	\$19.80	\$20.08	\$20.37	\$20.49	\$20.72(I)	\$20.72(I)	\$20.72(I)	\$20.72(I)
High Capacity DS3	\$172.43	\$174.89	\$177.43	\$178.48	\$180.48(I)	\$180.48(I)	\$180.48(I)	\$180.48(I)
Direct Trunked Termination per Term/MOU								
Voice Grade	\$42.42	\$43.03	\$43.66	\$43.92	\$44.41(I)	\$44.41(I)	\$44.41(I)	\$44.41(I)
High Capacity DS1	\$102.71	\$104.18	\$105.69	\$106.31	\$107.50(I)	\$107.50(I)	\$107.50(I)	\$107.50(I)
High Capacity DS3	\$659.50	\$668.92	\$678.65	\$682.65	\$690.29(I)	\$690.29(I)	\$690.29(I)	\$690.29(I)
Multiplexing Per Arrangement								
DS3 to DS1	\$601.72	\$610.32	\$619.19	\$622.84	\$629.81(I)	\$629.81(I)	\$629.81(I)	\$629.81(I)
DS1 to Voice	\$232.31	\$235.63	\$239.06	\$240.47	\$243.16(I)	\$243.16(I)	\$243.16(I)	\$243.16(I)

ACCESS SERVICE

17. Rates and Charges – Dickey Rural Telephone Cooperative (Cont'd)

17.5 Rates Schedule for Transition from Non-LTR Rate Design to LTR Rate Design (Cont'd)

17.5.2 Rate Table - IntraLATA

Rate Element	2013	2014	2015	2016	2017	2018	2019	2020		
CCL-Terminating	\$0.000000	\$0.000000	\$0.000000	\$0.000000	\$0.000000	\$0.000000	\$0.000000	\$0.000000	\$0.000000	(C)
CCL-Originating	\$0.030670	\$0.030670	\$0.030670	\$0.030670	\$0.030670	\$0.030670	\$0.030670	\$0.030670	\$0.030670	(C)
										(D)
										(D)
End Office										(D)
LS-Terminating-*	\$0.013992	See Note 1	See Note 1	See Note 1	See Note 1	See Note 1	See Note 1	See Note 1	See Note 1	(C)
LS-Originating	\$0.027248	\$0.027248	\$0.027248	\$0.027248	\$0.027248	\$0.027248	\$0.027248	\$0.027248	\$0.027248	(C)
										(D)
										(D)
										(D)
Info Surcharge/100										(C)
Terminating*	\$0.051300	See Note 1	See Note 1	See Note 1	See Note 1	See Note 1	See Note 1	See Note 1	See Note 1	(C)
Originating	N/A	N/A	N/A	N/A	N/A	N/A	N/A	N/A	N/A	
Combined LS and Info Surcharge-Terminating *	N/A	\$0.011475	\$0.007988	\$0.005000	\$0.003567	\$0.002133	\$0.000700	\$0.000000		(C)

*Note 1: Billing rate will match interstate rate for End Office and Information Surcharge and will not exceed combined rate for Local Switching and Information Surcharges terminating listed.

ACCESS SERVICE

17. Rates and Charges – Dickey Rural Telephone Cooperative (Cont'd)

17.5 Rates Schedule for Transition from Non-LTR Rate Design to LTR Rate Design (Cont'd)

17.5.2 Rate Table – IntraLATA (Cont'd)

Rate Element	2013	2014	2015	2016	2017	2018	2019	2020	
Local Transport Facility									
Originating	\$0.000574	\$0.000574	\$0.000574	\$0.000574	\$0.000574	\$0.000574	\$0.000574	\$0.000574	(C)
									(D)
									(D)
Local Transport Termination									
Originating	\$0.000933	\$0.000933	\$0.000933	\$0.000933	\$0.000933	\$0.000933	\$0.000933	\$0.000933	(C)
Tandem Switch Fac									
Terminating	\$0.000195	\$0.000198	\$0.000201	\$0.000202	\$0.000204(I)	\$0.000204(I)	\$0.000204(I)	\$0.000204(I)	(C)
Tandem Switch Termination									
Terminating	\$0.001017	\$0.001032	\$0.001047	\$0.001053	\$0.001065(I)	\$0.001065(I)	\$0.001065(I)	\$0.001065(I)	(C)
Transitional Rate	N/A	N/A	N/A	N/A	N/A	N/A	N/A	N/A	

ACCESS SERVICE

17. Rates and Charges – Dickey Rural Telephone Cooperative (Cont'd)

17.5 Rates Schedule for Transition from Non-LTR Rate Design to LTR Rate Design (Cont'd)

17.5.3 Rate Table – InterLATA

Rate Element	2013	2014	2015	2016	2017	2018	2019	2020	
CCL-Terminating	\$0.000000	\$0.000000	\$0.000000	\$0.000000	\$0.000000	\$0.000000	\$0.000000	\$0.000000	(C)
CCL-Originating	\$0.032900	\$0.032900	\$0.032900	\$0.032900	\$0.032900	\$0.032900	\$0.032900	\$0.032900	(C)
									(D)
End Office									(D)
LS-Terminating-*	\$0.013992	See Note 1	See Note 1	See Note 1	See Note 1	See Note 1	See Note 1	See Note 1	(C)
LS-Originating	\$0.010400	\$0.010400	\$0.010400	\$0.010400	\$0.010400	\$0.010400	\$0.010400	\$0.010400	(C)
									(D)
Info Surcharge/100									(D)
Terminating*	\$0.051300	See Note 1	See Note 1	See Note 1	See Note 1	See Note 1	See Note 1	See Note 1	(C)
Originating	\$0.015800	\$0.015800	\$0.015800	\$0.015800	\$0.015800	\$0.015800	\$0.015800	\$0.015800	(C)
									(D)
Combined LS and Info Surcharge-Terminating *	N/A	\$0.011475	\$0.007988	\$0.005000	\$0.003567	\$0.002133	\$0.000700	\$0.000000	(C)
Line Termination									
Originating	\$0.008300	\$0.008300	\$0.008300	\$0.008300	\$0.008300	\$0.008300	\$0.008300	\$0.008300	(C)
									(D)
									(D)

*Note 1: Billing rate will match interstate rate for End Office and Information Surcharge and will not exceed combined rate for Local Switching and Information Surcharges terminating listed.

ACCESS SERVICE

17. Rates and Charges – Dickey Rural Telephone Cooperative (Cont'd)

17.5 Rates Schedule for Transition from Non-LTR Rate Design to LTR Rate Design (Cont'd)

17.5.3 Rate Table – InterLATA (Cont'd)

Rate Element	2013	2014	2015	2016	2017	2018	2019	2020
Local Transport Facility								
Originating								
Rate Band 1	0.007400	0.007400	0.007400	0.007400	0.007400	0.007400	0.007400	0.007400
Rate Band 2	0.013000	0.013000	0.013000	0.013000	0.013000	0.013000	0.013000	0.013000
Rate Band 3	0.030100	0.030100	0.030100	0.030100	0.030100	0.030100	0.030100	0.030100
Rate Band 4	0.055800	0.055800	0.055800	0.055800	0.055800	0.055800	0.055800	0.055800
Rate Band 5	0.060200	0.060200	0.060200	0.060200	0.060200	0.060200	0.060200	0.060200
Rate Band 6	0.056200	0.056200	0.056200	0.056200	0.056200	0.056200	0.056200	0.056200
Rate Band 7	0.058000	0.058000	0.058000	0.058000	0.058000	0.058000	0.058000	0.058000
Tandem Switch Fac								
Terminating	0.000195	0.000198	0.000201	0.000202	0.000204(I)	0.000204(I)	0.000204(I)	0.000204(I)
Tandem Switch Termination								
Terminating	0.001017	0.001032	0.001047	0.001053	0.001065(I)	0.001065(I)	0.001065(I)	0.001065(I)
Transitional Rate	N/A	N/A	N/A	N/A	N/A	N/A	N/A	N/A

ACCESS SERVICE

17. Rates and Charges – Dickey Rural Telephone Cooperative (Cont'd)

17.5 Rates Schedule for Transition from Non-LTR Rate Design to LTR Rate Design (Cont'd)

17.5.4 Rate Table – Intrastate

Direct Trunked Transport

Company will offer Direct trunked transport beginning on July 1, 2013. Rates for both intraLATA and Inter LATA direct trunked transport are listed below:

Rate Element	2013	2014	2015	2016	2017	2018	2019	2020
Direct Trunked Transport								
Entrance Facility per termination								
Voice Grade two Wire	\$59.26	\$60.11	\$60.98	\$61.34	\$62.03(I)	\$62.03(I)	\$62.03(I)	\$62.03(I)
Voice Grade Four Wire	\$94.83	\$96.19	\$97.59	\$98.16	\$99.26(I)	\$99.26(I)	\$99.26(I)	\$99.26(I)
High Capacity DS1	\$288.92	\$293.05	\$297.31	\$299.06	\$302.41(I)	\$302.41(I)	\$302.41(I)	\$302.41(I)
High Capacity DS3	\$2,638.05	\$2,675.75	\$2,714.66	\$2,730.65	\$2,761.21(I)	\$2,761.21(I)	\$2,761.21(I)	\$2,761.21(I)
Direct Trunked Facility per Mile								
Voice Grade	\$4.22	\$4.28	\$4.34	\$4.37	\$4.42(I)	\$4.42(I)	\$4.42(I)	\$4.42(I)
High Capacity DS1	\$19.80	\$20.08	\$20.37	\$20.49	\$20.72(I)	\$20.72(I)	\$20.72(I)	\$20.72(I)
High Capacity DS3	\$172.43	\$174.89	\$177.43	\$178.48	\$180.48(I)	\$180.48(I)	\$180.48(I)	\$180.48(I)
Direct Trunked Termination per Term/MOU								
Voice Grade	\$42.42	\$43.03	\$43.66	\$43.92	\$44.41(I)	\$44.41(I)	\$44.41(I)	\$44.41(I)
High Capacity DS1	\$102.71	\$104.18	\$105.69	\$106.31	\$107.50(I)	\$107.50(I)	\$107.50(I)	\$107.50(I)
High Capacity DS3	\$659.50	\$668.92	\$678.65	\$682.65	\$690.29(I)	\$690.29(I)	\$690.29(I)	\$690.29(I)
Multiplexing Per Arrangement								
DS3 to DS1	\$601.72	\$610.32	\$619.19	\$622.84	\$629.81(I)	\$629.81(I)	\$629.81(I)	\$629.81(I)
DS1 to Voice	\$232.31	\$235.63	\$239.06	\$240.47	\$243.16(I)	\$243.16(I)	\$243.16(I)	\$243.16(I)

ACCESS SERVICE

17. Rates and Charges – Griggs County Telephone Company (Cont'd)

17.4 Rates Schedule for Transition from Non-LTR Rate Design to LTR Rate Design (Cont'd)

17.4.2 Rate Table – IntraLATA (Cont'd)

Rate Element	<u>2013</u>	<u>2014</u>	<u>2015</u>	<u>2016</u>	<u>2017</u>	<u>2018</u>	<u>2019</u>	<u>2020</u>
Tandem Switch Facility-All								
Terminating	.000418	.000424	.000430	.000433	.000438(I)	.000438(I)	.000438(I)	.000438(I)
Local Transport Fac - All								
Originating	.056200	.056200	.056200	.056200	.056200	.056200	.056200	.056200
Tandem Switching-All								
Terminating	.005476	.005554	.005635	.005668	.005731(I)	.005731(I)	.005731(I)	.005731(I)
Originating	N/A	N/A	N/A	N/A	N/A	N/A	N/A	N/A
Tandem Switch Termination-All								
Terminating	.002171	.002202	.002234	.002247	.002272(I)	.002272(I)	.002272(I)	.002272(I)
Line Termination-All								
Originating	.008300	.008300	.008300	.008300	.008300	.008300	.008300	.008300
Transitional Rate (All)	N/A	N/A	N/A	N/A	N/A	N/A	N/A	N/A

ACCESS SERVICE

17. Rates and Charges – Griggs County Telephone Company (Cont'd)

17.4 Rates Schedule for Transition from Non-LTR Rate Design to LTR Rate Design (Cont'd)

17.4.3 Rate Table – InterLATA (Cont'd)

Rate Element	2013	2014	2015	2016	2017	2018	2019	2020
Line Termination Group All								
Originating	.008300	.008300	.008300	.008300	.008300	.008300	.008300	.008300
Tandem Switch Termination Group All								
Terminating	.002171	.002202	.002234	.002247	.002272(I)	.002272(I)	.002272(I)	.002272(I)
Tandem Switching-All								
Terminating	.005476	.005554	.005635	.005668	.005731(I)	.005731(I)	.005731(I)	.005731(I)
Originating	N/A	N/A	N/A	N/A	N/A	N/A	N/A	N/A
Tandem Switch Fac-Group All								
Terminating	.000418	.000424	.000430	.000433	.000438(I)	.000438(I)	.000438(I)	.000438(I)
Originating -								
Local Transport Fac – All - Originating								
Rate Band 1	.007400	.007400	.007400	.007400	.007400	.007400	.007400	.007400
Rate Band 2	.013000	.013000	.013000	.013000	.013000	.013000	.013000	.013000
Rate Band 3	.030100	.030100	.030100	.030100	.030100	.030100	.030100	.030100
Rate Band 4	.055800	.055800	.055800	.055800	.055800	.055800	.055800	.055800
Rate Band 5	.060200	.060200	.060200	.060200	.060200	.060200	.060200	.060200
Rate Band 6	.056200	.056200	.056200	.056200	.056200	.056200	.056200	.056200
Rate Band 7	.058000	.058000	.058000	.058000	.058000	.058000	.058000	.058000
Transitional Rate (All)	N/A	N/A	N/A	N/A	N/A	N/A	N/A	N/A

ACCESS SERVICE

17. Rates and Charges – Griggs County Telephone Company (Cont'd)

17.4 Rates Schedule for Transition from Non-LTR Rate Design to LTR Rate Design (Cont'd)

17.4.4 Rate Table – Intrastate

Direct Trunked Transport

Direct Trunked Transport will be offered for the first time in July 1, 2013. Rates apply to IntraLATA and InterLATA

<u>Rate Element</u>	<u>2013</u>	<u>2014</u>	<u>2015</u>	<u>2016</u>	<u>2017</u>	<u>2018</u>	<u>2019</u>	<u>2020</u>
Direct Trunked Transport								
Entrance Facility per termination								
Voice Grade two Wire	\$79.19	\$80.32	\$81.49	\$81.97	\$82.89(I)	\$82.89(I)	\$82.89(I)	\$82.89(I)
Voice Grade Four Wire	\$126.72	\$128.53	\$130.40	\$131.17	\$132.64(I)	\$132.64(I)	\$132.64(I)	\$132.64(I)
High Capacity DS1	\$386.07	\$391.59	\$397.28	\$399.62	\$404.09(I)	\$404.09(I)	\$404.09(I)	\$404.09(I)
High Capacity DS3	\$3,525.08	\$3,575.45	\$3,627.44	\$3,648.81	\$3,689.64(I)	\$3,689.64(I)	\$3,689.64(I)	\$3,689.64(I)
Direct Trunked Facility per Mile/MOU								
Voice Grade	\$5.64	\$5.72	\$5.80	\$5.83	\$5.90(I)	\$5.90(I)	\$5.90(I)	\$5.90(I)
High Capacity DS1	\$26.45	\$26.83	\$27.22	\$27.38	\$27.69(I)	\$27.69(I)	\$27.69(I)	\$27.69(I)
High Capacity DS3	\$230.41	\$233.70	\$237.10	\$238.50	\$241.17(I)	\$241.17(I)	\$241.17(I)	\$241.17(I)
Direct Trunked Termination per Term/MOU								
Voice Grade	\$56.69	\$57.50	\$58.34	\$58.68	\$59.34(I)	\$59.34(I)	\$59.34(I)	\$59.34(I)
High Capacity DS1	\$137.24	\$139.20	\$141.22	\$142.05	\$143.64(I)	\$143.64(I)	\$143.64(I)	\$143.64(I)
High Capacity DS3	\$881.25	\$893.84	\$906.84	\$912.18	\$922.39(I)	\$922.39(I)	\$922.39(I)	\$922.39(I)
Multiplexing Per Arrangement								
DS3 to DS1	\$804.04	\$815.53	\$827.39	\$832.26	\$841.57(I)	\$841.57(I)	\$841.57(I)	\$841.57(I)
DS1 to Voice	\$310.43	\$314.87	\$319.45	\$321.33	\$324.93(I)	\$324.93(I)	\$324.93(I)	\$324.93(I)

ACCESS SERVICE

17. Rates and Charges – Inter-Community Telephone Company, LLC (Cont'd)

17.4 Rates Schedule for Transition from Non-LTR Rate Design to LTR Rate Design (Cont'd)

17.4.2 Rate Table - IntraLATA

Rate Element	2013	2014	2015	2016	2017	2018	2019	2020		
CCL-Terminating	.000000	.000000	.000000	.000000	.000000	.000000	.000000	.000000	.000000	(C)
CCL-Orig	.056394	.056394	.056394	.056394	.056394	.056394	.056394	.056394	.056394	(C) (D)
End Office										(C)
LS-Terminating*	.032650	See Note 1	See Note 1	See Note 1	See Note 1	See Note 1	See Note 1	See Note 1	See Note 1	(C)
LS-Originating	.046057	.046057	.046057	.046057	.046057	.046057	.046057	.046057	.046057	(D)
LS-Originating	.044851	.044851	.044851	.044851	.044851	.044851	.044851	.044851	.044851	(D)
Info Surcharge/100										(C)
Terminating Originating	.051300	See Note 1	See Note 1	See Note 1	See Note 1	See Note 1	See Note 1	See Note 1	See Note 1	(C)
Terminating Originating	.000000	.000000	.000000	.000000	.000000	.000000	.000000	.000000	.000000	
Combined LS and Info Surcharge-Terminating*	N/A	.024091	.013975	.005000	.003567	.002133	.000700	.000000		(C)
Tandem Switch Fac Terminating	.000418	.000424	.000430	.000433	.000438(I)	.000438(I)	.000438(I)	.000438(I)	.000438(I)	(C)

*Note 1: Billing rate will match interstate rate for End Office and Information Surcharge and will not exceed combined rate for Local Switching and Information Surcharges terminating listed.

ACCESS SERVICE

17. Rates and Charges – Inter-Community Telephone Company, LLC (Cont'd)

17.4 Rates Schedule for Transition from Non-LTR Rate Design to LTR Rate Design (Cont'd)

17.4.2 Rate Table – IntraLATA (Cont'd)

Rate Element	2013	2014	2015	2016	2017	2018	2019	2020	
Local Transport Fac									(C)
Originating	.000541	.000541	.000541	.000541	.000541	.000541	.000541	.000541	(D)
									(D)
									(D)
									(D)
Tandem Switch Termination									(C)
Terminating	.002171	.002202	.002234	.002247	.002272(I)	.002272(I)	.002272(I)	.002272(I)	(C)
Local Transport Term									(C)
Originating	.000933	.000933	.000933	.000933	.000933	.000933	.000933	.000933	(C)
Transitional Rate	N/A	N/A	N/A	N/A	N/A	N/A	N/A	N/A	(C)

ACCESS SERVICE

17. Rates and Charges – Inter-Community Telephone Company, LLC (Cont'd)

17.4 Rates Schedule for Transition from Non-LTR Rate Design to LTR Rate Design (Cont'd)

17.4.3 Rate Table - InterLATA

Rate Element	2013	2014	2015	2016	2017	2018	2019	2020	
CCL-Terminating	.000000	.000000	.000000	.000000	.000000	.000000	.000000	.000000	(C)
CCL-Originating	.046100	.046100	.046100	.046100	.046100	.046100	.046100	.046100	(C)
									(D)
									(D)
End Office									(C)
LS-Terminating*	.032650	See Note 1	See Note 1	See Note 1	See Note 1	See Note 1	See Note 1	See Note 1	(C)
LS-Originating	.010400	.010400	.010400	.010400	.010400	.010400	.010400	.010400	(D)
									(D)
									(D)
Info Surcharge/100									
Terminating	.051300	See Note 1	See Note 1	See Note 1	See Note 1	See Note 1	See Note 1	See Note 1	(C)
Originating	.015800	.015800	.015800	.015800	.015800	.015800	.015800	.015800	(C)
									(D)
Combined LS and Info Surcharge-Terminating*	N/A	.024091	.013975	.005000	.003567	.002133	.000700	.000000	(C)

*Note 1: Billing rate will match interstate rate for End Office and Information Surcharge and will not exceed combined rate for Local Switching and Information Surcharges terminating listed.

ACCESS SERVICE

17. Rates and Charges – Inter-Community Telephone Company, LLC (Cont'd)

17.4 Rates Schedule for Transition from Non-LTR Rate Design to LTR Rate Design (Cont'd)

17.4.3 Rate Table – InterLATA (Cont'd)

Rate Element	2013	2014	2015	2016	2017	2018	2019	2020	
Line Termination									(C)
Originating	.008300	.008300	.008300	.008300	.008300	.008300	.008300	.008300	
Tandem Switch Termination									(C)
Terminating	.002171	.002202	.002234	.002247	.002272(I)	.002272(I)	.002272(I)	.002272(I)	
Tandem Switch Fac									(C)
Terminating	.000418	.000424	.000430	.000433	.000438(I)	.000438(I)	.000438(I)	.000438(I)	

ACCESS SERVICE

17. Rates and Charges – Inter-Community Telephone Company, LLC (Cont’d)

17.4 Rates Schedule for Transition from Non-LTR Rate Design to LTR Rate Design (Cont’d)

17.4.4 Rate Table – Intrastate

Direct Trunked Transport

Rate Element	2013	2014	2015	2016	2017	2018	2019	2020
Direct Trunked Transport								
Entrance Facility per termination								
Voice Grade Two Wire	\$79.19	\$80.32	\$81.49	\$81.97	\$82.89(I)	\$82.89(I)	\$82.89(I)	\$82.89(I)
Voice Grade Four Wire	\$126.72	\$128.53	\$130.40	\$131.17	\$132.64(I)	\$132.64(I)	\$132.64(I)	\$132.64(I)
High Capacity DS1	\$386.07	\$391.59	\$397.28	\$399.62	\$404.09(I)	\$404.09(I)	\$404.09(I)	\$404.09(I)
High Capacity DS3	\$3,525.08	\$3,575.45	\$3,627.44	\$3,648.81	\$3,689.64(I)	\$3,689.64(I)	\$3,689.64(I)	\$3,689.64(I)
Direct Trunked Facility per Mile/MOU								
Voice Grade	\$5.64	\$5.72	\$5.80	\$5.83	\$5.90(I)	\$5.90(I)	\$5.90(I)	\$5.90(I)
High Capacity DS1	\$26.45	\$26.83	\$27.22	\$27.38	\$27.69(I)	\$27.69(I)	\$27.69(I)	\$27.69(I)
High Capacity DS3	\$230.41	\$233.70	\$237.10	\$238.50	\$241.17(I)	\$241.17(I)	\$241.17(I)	\$241.17(I)
Direct Trunked Termination per Term/MOU								
Voice Grade	\$56.69	\$57.50	\$58.34	\$58.68	\$59.34(I)	\$59.34(I)	\$59.34(I)	\$59.34(I)
High Capacity DS1	\$137.24	\$139.20	\$141.22	\$142.05	\$143.64(I)	\$143.64(I)	\$143.64(I)	\$143.64(I)
High Capacity DS3	\$881.25	\$893.84	\$906.84	\$912.18	\$922.39(I)	\$922.39(I)	\$922.39(I)	\$922.39(I)
Multiplexing Per Arrangement								
DS3 to DS1	\$804.04	\$815.53	\$827.39	\$832.26	\$841.57(I)	\$841.57(I)	\$841.57(I)	\$841.57(I)
DS1 to Voice	\$310.43	\$314.87	\$319.45	\$321.33	\$324.93(I)	\$324.93(I)	\$324.93(I)	\$324.93(I)

ACCESS SERVICE

17. Rates and Charges – Missouri Valley Communications, Inc. (MVC) (Cont'd)

17.5 Rates Schedule for Transition from Non-LTR Rate Design to LTR Rate Design (Cont'd)

17.5.2 Rate Table-MVC

Rate Element	2013	2014	2015	2016	2017	2018	2019	2020
CCL Terminating	0.000000	0.000000	0.000000	0.000000	0.000000	0.000000	0.000000	0.000000
CCL- Originating	0.010500	0.010500	0.010500	0.010500	0.010500	0.010500	0.010500	0.010500
End Office								
LS-Terminating*	0.027986	See Note 1	See Note 1	See Note 1	See Note 1	See Note 1	See Note 1	See Note 1
LS- Originating	0.010400	0.010400	0.010400	0.010400	0.010400	0.010400	0.010400	0.010400
Info Surcharge/ 100								
Terminating*	0.051300	See Note 1	See Note 1	See Note 1	See Note 1	See Note 1	See Note 1	See Note 1
Originating	0.015800	0.015800	0.015800	0.015800	0.015800	0.015800	0.015800	0.015800
Combined LS and Info Surcharge-Terminating*	N/A	0.020937	0.012478	0.00500	0.003567	0.002133	0.000700	0.000000
Tandem Switch Fac								
Terminating	0.000195	0.000198	0.000201	0.000202	0.000079 (R)	0.000079 (R)	0.000079 (R)	0.000079 (R)
Terminating Pass through	0.000195	0.000198	0.000201	0.000202	0.000079 (R)	0.000079 (R)	0.000079 (R)	0.000079 (R)
Local Transport Facility								
Originating	0.058000	0.058000	0.058000	0.058000	0.058000	0.058000	0.058000	0.058000
Originating Pass through	0.058000	0.058000	0.058000	0.058000	0.058000	0.058000	0.058000	0.058000
Tandem Switch Termination								
Terminating	0.001017	0.001032	0.001047	0.001053	0.000412(R)	0.000412(R)	0.000412(R)	0.000412(R)
Line Termination								
Originating	0.008300	0.008300	0.008300	0.008300	0.008300	0.008300	0.008300	0.008300
Transitional Rate	0.000000	0.000000	0.000000	0.000000	0.000000	0.000000	0.000000	0.000000

*Note 1: Billing rate will match interstate rate for End Office and Information Surcharge and will not exceed combined rate for Local Switching and Information Surcharges terminating listed.

ACCESS SERVICE

17. Rates and Charges – Missouri Valley Communications, Inc. (MVC) (Cont'd)

17.5 Rates Schedule for Transition from Non-LTR Rate Design to LTR Rate Design (Cont'd)

17.5.3 Rate Table – Intrastate

Direct Trunked Transport

Direct Trunked Transport will be offered for the first time in July 1, 2013. Rates apply to IntraLATA and InterLATA

Rate Element	2013	2014	2015	2016	2017	2018	2019	2020
Direct Trunked Transport								
Entrance Facility per termination								
Voice Grade two Wire	\$ 32.68	\$ 33.15	\$ 33.63	\$ 33.83	\$ 13.22(R)	\$ 13.22(R)	\$ 13.22(R)	\$ 13.22(R)
Voice Grade Four Wire	\$ 52.29	\$ 53.02	\$ 53.81	\$ 54.13	\$ 21.15(R)	\$ 21.15(R)	\$ 21.15(R)	\$ 21.15(R)
High Capacity DS1	\$159.32	\$ 161.60	\$ 163.95	\$ 164.92	\$ 64.45(R)	\$ 64.45(R)	\$ 64.45(R)	\$ 64.45(R)
High Capacity DS3	\$1,454.66	\$1,475.45	\$1,496.90	\$1,505.72	\$588.44(R)	\$588.44(R)	\$588.44(R)	\$588.44(R)
Direct Trunked Facility per Mile/MOU								
Voice Grade	\$ 2.33	\$ 2.36	\$ 2.39	\$ 2.40	\$ 0.94(R)	\$ 0.94(R)	\$ 0.94(R)	\$ 0.94(R)
High Capacity DS1	\$ 10.92	\$ 11.08	\$ 11.24	\$ 11.31	\$ 4.42(R)	\$ 4.42(R)	\$ 4.42(R)	\$ 4.42(R)
High Capacity DS3	\$ 95.08	\$ 96.44	\$ 97.84	\$ 98.42	\$ 38.46(R)	\$ 38.46(R)	\$ 38.46(R)	\$ 38.46(R)
Direct Trunked Transport Termination								(N)
Voice Grade	\$ 23.39	\$ 23.72	\$ 24.06	\$ 24.20	\$ 9.46(R)	\$ 9.46(R)	\$ 9.46(R)	\$ 9.46(R)
High Capacity DS1	\$ 56.63	\$ 57.44	\$ 58.28	\$ 58.62	\$ 22.91(R)	\$ 22.91(R)	\$ 22.91(R)	\$ 22.91(R)
High Capacity DS3	\$ 363.66	\$ 368.86	\$ 374.22	\$ 376.42	\$147.10(R)	\$147.10(R)	\$147.10(R)	\$147.10(R)
Multiplexing Per Arrangement								
DS3 to DS1	\$ 331.80	\$ 336.54	\$ 341.43	\$ 343.44	\$ 134.22(R)	\$ 134.22(R)	\$ 134.22(R)	\$ 134.22(R)
DS1 to Voice	\$ 128.10	\$ 129.93	\$ 131.82	\$ 132.60	\$ 51.82(R)	\$ 51.82(R)	\$ 51.82(R)	\$ 51.82(R)

ACCESS SERVICE

17. Rates and Charges – Moore and Liberty Telephone Company (Cont'd)

17.4 Rates Schedule for Transition from Non-LTR Rate Design to LTR Rate Design (Cont'd)

17.4.2 Rate Table - IntraLATA

Rate Element	2013	2014	2015	2016	2017	2018	2019	2020
CCL Terminating (All)	.000000	.000000	.000000	.000000	.000000	.000000	.000000	.000000
CCL- Originating – Enderlin	.034600	.034600	.034600	.034600	.034600	.034600	.034600	.034600
CCL- Originating – Sheldon	.022400	.022400	.022400	.022400	.022400	.022400	.022400	.022400
End Office- Group-All								
LS- Terminating*	.046644	See Note 1	See Note 1	See Note 1	See Note 1	See Note 1	See Note 1	See Note 1
LS-Originating	.010400	.010400	.010400	.010400	.010400	.010400	.010400	.010400
Info Surcharge/100- All								
Terminating*	.0513000	See Note 1	See Note 1	See Note 1	See Note 1	See Note 1	See Note 1	See Note 1
Originating	.015800	.015800	.015800	.015800	.015800	.015800	.015800	.015800
Combined LS and Info Surcharge- Terminating (All)*	N/A	.033554	.018465	.005000	.003567	.002133	.000700	.000000

(C)

*Note 1: Billing rate will match interstate rate for End Office and Information Surcharge and will not exceed combined rate for Local Switching and Information Surcharges terminating listed.

ACCESS SERVICE

17. Rates and Charges – Moore and Liberty Telephone Company (Cont'd)

17.4 Rates Schedule for Transition from Non-LTR Rate Design to LTR Rate Design (Cont'd)

17.4.2 Rate Table - IntraLATA (Cont'd)

<u>Rate Element</u>	<u>2013</u>	<u>2014</u>	<u>2015</u>	<u>2016</u>	<u>2017</u>	<u>2018</u>	<u>2019</u>	<u>2020</u>
Tandem Switch Fac-Group All								
Terminating	.000418	.000424	.000430	.000433	.000438(I)	.000438(I)	.000438(I)	.000438(I)
Local Transport Facility- All								
Originating	.060200	.060200	.060200	.060200	.060200	.060200	.060200	.060200
Tandem Switching								
Terminating	.005476	.005554	.005635	.005668	.005731(I)	.005731(I)	.005731(I)	.005731(I)
Originating	N/A	N/A	N/A	N/A	N/A	N/A	N/A	N/A
Tandem Switch Termination								
Terminating	.002171	.002202	.002234	.002247	.002272(I)	.002272(I)	.002272(I)	.002272(I)
Line Termination- All								
Originating	.008300	.008300	.008300	.008300	.008300	.008300	.008300	.008300
Transitional Rate (All)	N/A	N/A	N/A	N/A	N/A	N/A	N/A	N/A

ACCESS SERVICE

17. Rates and Charges – Moore and Liberty Telephone Company (Cont'd)

17.4 Rates Schedule for Transition from Non-LTR Rate Design to LTR Rate Design (Cont'd)

17.4.3 Rate Table - InterLATA

Rate Element	2013	2014	2015	2016	2017	2018	2019	2020
CCL-Terminating All	.000000	.000000	.000000	.000000	.000000	.000000	.000000	.000000
CCL-Originating – Enderlin	.034600	.034600	.034600	.034600	.034600	.034600	.034600	.034600
CCL-Originating – Sheldon	.022400	.022400	.022400	.022400	.022400	.022400	.022400	.022400
End Office-Group-All								
LS-Terminating*	.046644	See Note 1	See Note 1	See Note 1	See Note 1	See Note 1	See Note 1	See Note 1
LS-Originating	.010400	.010400	.010400	.010400	.010400	.010400	.010400	.010400
Info Surcharge/100-All								
Terminating*	.0513000	See Note 1	See Note 1	See Note 1	See Note 1	See Note 1	See Note 1	See Note 1
Originating	.015800	.015800	.015800	.015800	.015800	.015800	.015800	.015800
Combined LS and Info Surcharge-Terminating (All)*	N/A	.033554	.018465	.005000	.003567	.002133	.000700	.000000

(C)

*Note 1: Billing rate will match interstate rate for End Office and Information Surcharge and will not exceed combined rate for Local Switching and Information Surcharges terminating listed.

ACCESS SERVICE17. Rates and Charges – Moore and Liberty Telephone Company (Cont'd)17.4 Rates Schedule for Transition from Non-LTR Rate Design to LTR Rate Design (Cont'd)17.4.3 Rate Table – InterLATA (Cont'd)

Rate Element	2013	2014	2015	2016	2017	2018	2019	2020
Line Termination Group All								
Originating	.008300	.008300	.008300	.008300	.008300	.008300	.008300	.008300
Tandem Switch Termination Group All								
Terminating	.002171	.002202	.002234	.002247	.002272(I)	.002272(I)	.002272(I)	.002272(I)
Tandem Switching								
Terminating	.005476	.005554	.005635	.005668	.005731(I)	.005731(I)	.005731(I)	.005731(I)
Originating	N/A	N/A	N/A	N/A	N/A	N/A	N/A	N/A
Tandem Switch Fac-Group All								
Terminating	.000418	.000424	.000430	.000433	.000438(I)	.000438(I)	.000438(I)	.000438(I)
Local Transport Fac - All								
Originating -								
Rate Band 1	.007400	.007400	.007400	.007400	.007400	.007400	.007400	.007400
Rate Band 2	.013000	.013000	.013000	.013000	.013000	.013000	.013000	.013000
Rate Band 3	.030100	.030100	.030100	.030100	.030100	.030100	.030100	.030100
Rate Band 4	.055800	.055800	.055800	.055800	.055800	.055800	.055800	.055800
Rate Band 5	.060200	.060200	.060200	.060200	.060200	.060200	.060200	.060200
Rate Band 6	.056200	.056200	.056200	.056200	.056200	.056200	.056200	.056200
Rate Band 7	.058000	.058000	.058000	.058000	.058000	.058000	.058000	.058000
Transitional Rate All	N/A	N/A	N/A	N/A	N/A	N/A	N/A	N/A

ACCESS SERVICE

17. Rates and Charges – Moore and Liberty Telephone Company (Cont'd)

17.4 Rates Schedule for Transition from Non-LTR Rate Design to LTR Rate Design (Cont'd)

17.4.4 Rate Table – Intrastate

Direct Trunked Transport

Rate Element	2013	2014	2015	2016	2017	2018	2019	2020
Direct Trunked Transport								
Entrance Facility per termination								
Voice Grade two Wire	\$45.65	\$46.30	\$46.97	\$47.25	\$47.78(I)	\$47.78(I)	\$47.78(I)	\$47.78(I)
Voice Grade Four Wire	\$73.06	\$74.10	\$75.18	\$75.62	\$76.47(I)	\$76.47(I)	\$76.47(I)	\$76.47(I)
High Capacity DS1	\$222.58	\$225.76	\$229.04	\$230.39	\$232.97(I)	\$232.97(I)	\$232.97(I)	\$232.97(I)
High Capacity DS3	\$2,032.33	\$2,061.37	\$2,091.34	\$2,103.66	\$2,127.20(I)	\$2,127.20(I)	\$2,127.20(I)	\$2,127.20(I)
Direct Trunked Facility per Mile								
Voice Grade	\$3.25	\$3.30	\$3.35	\$3.37	\$3.41(I)	\$3.41(I)	\$3.41(I)	\$3.41(I)
High Capacity DS1	\$15.25	\$15.47	\$15.69	\$15.78	\$15.96(I)	\$15.96(I)	\$15.96(I)	\$15.96(I)
High Capacity DS3	\$132.84	\$134.74	\$136.70	\$137.51	\$139.05(I)	\$139.05(I)	\$139.05(I)	\$139.05(I)
Direct Trunked Termination per Term/MOU								
Voice Grade	\$32.68	\$33.15	\$33.63	\$33.83	\$34.21(I)	\$34.21(I)	\$34.21(I)	\$34.21(I)
High Capacity DS1	\$79.12	\$80.25	\$81.42	\$81.90	\$82.82(I)	\$82.82(I)	\$82.82(I)	\$82.82(I)
High Capacity DS3	\$508.07	\$515.33	\$522.82	\$525.90	\$531.78(I)	\$531.78(I)	\$531.78(I)	\$531.78(I)
Multiplexing Per Arrangement								
DS3 to DS1	\$463.56	\$470.18	\$477.02	\$479.83	\$485.20(I)	\$485.20(I)	\$485.20(I)	\$485.20(I)
DS1 to Voice	\$178.97	\$181.53	\$184.17	\$185.25	\$187.32(I)	\$187.32(I)	\$187.32(I)	\$187.32(I)

ACCESS SERVICE

17. Rates and Charges – Nemont Telephone Cooperative, Inc. (Cont'd)

17.5 Rates Schedule for Transition from Non-LTR Rate Design to LTR Rate Design (Cont'd)

17.5.2 Rate Table Nemont ND (Cont'd)

Rate Element	2013	2014	2015	2016	2017	2018	2019	2020
Tandem Switch Fac								
Terminating	.000195	.000198	.000201	.000202	0.000079 (R)	0.000079 (R)	0.000079 (R)	0.000079 (R)
Terminating Pass through	.000195	.000198	.000201	.000202	0.000079 (R)	0.000079 (R)	0.000079 (R)	0.000079 (R)
Local Transport Facility								
Originating	.058000	.058000	.058000	.058000	.058000	.058000	.058000	.058000
Originating Pass through	.058000	.058000	.058000	.058000	.058000	.058000	.058000	.058000
Tandem Switch Termination								
Terminating	.001017	.001032	.001047	.001053	0.000412(R)	0.000412(R)	0.000412(R)	0.000412(R)
Line Termination								
Originating	.008300	.008300	.008300	.008300	.008300	.008300	.008300	.008300
Transitional Rate	.000000	.000000	.000000	.000000	.000000	.000000	.000000	.000000

ACCESS SERVICE17. Rates and Charges – Nemont Telephone Cooperative, Inc. (Cont'd)17.5 Rates Schedule for Transition from Non-LTR Rate Design to LTR Rate Design (Cont'd)17.5.3 Rate Table - Intrastate

Direct Trunked Transport

Direct Trunked Transport will be offered for the first time in July 1, 2013. Rates apply to IntraLATA and InterLATA.

Rate Element	2013	2014	2015	2016	2017	2018	2019	2020
Direct Trunked Transport								
Entrance Facility per termination								
Voice Grade two Wire	\$32.68	\$33.15	\$33.63	\$33.83	\$ 13.22(R)	\$ 13.22(R)	\$ 13.22(R)	\$ 13.22(R)
Voice Grade Four Wire	\$52.29	\$53.02	\$53.81	\$54.13	\$ 21.15(R)	\$ 21.15(R)	\$ 21.15(R)	\$ 21.15(R)
High Capacity DS1	\$159.32	\$161.60	\$163.95	\$164.92	\$ 64.45(R)	\$ 64.45(R)	\$ 64.45(R)	\$ 64.45(R)
High Capacity DS3	\$1,454.66	\$1,475.45	\$1,496.90	\$1,505.72	\$588.44(R)	\$588.44(R)	\$588.44(R)	\$588.44(R)
Direct Trunked Facility per Mile								
Voice Grade	\$2.33	\$2.36	\$2.39	\$2.40	\$ 0.94(R)	\$ 0.94(R)	\$ 0.94(R)	\$ 0.94(R)
High Capacity DS1	\$10.92	\$11.08	\$11.24	\$11.31	\$ 4.42(R)	\$ 4.42(R)	\$ 4.42(R)	\$ 4.42(R)
High Capacity DS3	\$95.08	\$96.44	\$97.84	\$98.42	\$ 38.46(R)	\$ 38.46(R)	\$ 38.46(R)	\$ 38.46(R)
Direct Trunked Termination per Term/MOU								
Voice Grade	\$23.39	\$23.72	\$24.06	\$24.20	\$ 9.46(R)	\$ 9.46(R)	\$ 9.46(R)	\$ 9.46(R)
High Capacity DS1	\$56.63	\$57.44	\$58.28	\$58.62	\$ 22.91(R)	\$ 22.91(R)	\$ 22.91(R)	\$ 22.91(R)
High Capacity DS3	\$363.66	\$368.86	\$374.22	\$376.42	\$147.10(R)	\$147.10(R)	\$147.10(R)	\$147.10(R)
Multiplexing Per Arrangement								
DS3 to DS1	\$331.80	\$336.54	\$341.43	\$343.44	\$ 134.22(R)	\$ 134.22(R)	\$ 134.22(R)	\$ 134.22(R)
DS1 to Voice	\$128.10	\$129.93	\$131.82	\$132.60	\$ 51.82(R)	\$ 51.82(R)	\$ 51.82(R)	\$ 51.82(R)

ACCESS SERVICE

17. Rates and Charges – North Dakota Telephone Company (Cont'd)

17.5 Rates Schedule for Transition from Non-LTR Rate Design to LTR Rate Design (Cont'd)

17.5.2 Rate Table – IntraLATA (Cont'd)

<u>Rate Element</u>	<u>2013</u>	<u>2014</u>	<u>2015</u>	<u>2016</u>	<u>2017</u>	<u>2018</u>	<u>2019</u>	<u>2020</u>
Tandem Switch Fac								
Terminating	.000418	.000424	.000430	.000433	.000438(I)	.000438(I)	.000438(I)	.000438(I)
Terminating Pass through	.000418	.000424	.000430	.000433	.000438(I)	.000438(I)	.000438(I)	.000438(I)
Local Transport Fac								
Originating	.000182	.000182	.000182	.000182	.000182	.000182	.000182	.000182
Pass through Originating	.000500	.000500	.000500	.000500	.000500	.000500	.000500	.000500
Tandem Switch Termination								
Terminating	.002171	.002202	.002234	.002247	.002272(I)	.002272(I)	.002272(I)	.002272(I)
Local Transport termination								
Originating	.000933	.000933	.000933	.000933	.000933	.000933	.000933	.000933
Transitional Rate	.000000	.000000	.000000	.000000	.000000	.000000	.000000	.000000

ACCESS SERVICE

17. Rates and Charges – North Dakota Telephone Company (Cont'd)

17.5 Rates Schedule for Transition from Non-LTR Rate Design to LTR Rate Design (Cont'd)

17.5.3 Rate Table – InterLATA (Cont'd)

Rate Element	2013	2014	2015	2016	2017	2018	2019	2020
Terminating – All	.002171	.002202	.002234	.002247	.002272(I)	.002272(I)	.002272(I)	.002272(I)
Local Transport Termination								
Originating – Group 1	.014500	.014500	.014500	.014500	.014500	.014500	.014500	.014500
Originating – Group 2	.006370	.006370	.006370	.006370	.006370	.006370	.006370	.006370
Tandem Switch Fac-Group 1 & 2								
Terminating	.000418	.000424	.000430	.000433	.000438(I)	.000438(I)	.000438(I)	.000438(I)
Terminating - Pass through	.000418	.000424	.000430	.000433	.000438(I)	.000438(I)	.000438(I)	.000438(I)
Local Transport Facility Group 1								
Originating - Group 1	.007600	.007600	.007600	.007600	.007600	.007600	.007600	.007600
Originating – Group 2	.000360	.000360	.000360	.000360	.000360	.000360	.000360	.000360
Originating – Pass Through	.000500	.000500	.000500	.000500	.000500	.000500	.000500	.000500
Transitional Rate	.000000	.000000	.000000	.000000	.000000	.000000	.000000	.000000

ACCESS SERVICE

17. Rates and Charges – North Dakota Telephone Company (Cont'd)

17.5 Rates Schedule for Transition from Non-LTR Rate Design to LTR Rate Design (Cont'd)

17.5.4 Direct Trunked Transport

Direct Trunked Transport will be offered for the first time in July 1, 2012. Rates apply to IntraLATA and InterLATA

<u>Rate Element</u>	<u>2013</u>	<u>2014</u>	<u>2015</u>	<u>2016</u>	<u>2017</u>	<u>2018</u>	<u>2019</u>	<u>2020</u>
Direct Trunked Transport								
Entrance Facility per termination								
High Capacity DS1	\$386.07	\$391.59	\$397.28	\$399.62	\$404.09(I)	\$404.09(I)	\$404.09(I)	\$404.09(I)
High Capacity DS3	\$3,525.08	\$3,575.45	\$3,627.44	\$3,648.81	\$3,689.64(I)	\$3,689.64(I)	\$3,689.64(I)	\$3,689.64(I)
Direct Trunked Facility per Mile/MOU								
High Capacity DS1	\$26.45	\$26.83	\$27.22	\$27.38	\$27.69(I)	\$27.69(I)	\$27.69(I)	\$27.69(I)
High Capacity DS3	\$230.41	\$233.70	\$237.10	\$238.50	\$241.17(I)	\$241.17(I)	\$241.17(I)	\$241.17(I)
Direct Trunked Termination per Term/MOU								
High Capacity DS1	\$137.24	\$139.20	\$141.22	\$142.05	\$143.64(I)	\$143.64(I)	\$143.64(I)	\$143.64(I)
High Capacity DS3	\$881.25	\$893.84	\$906.84	\$912.18	\$922.39(I)	\$922.39(I)	\$922.39(I)	\$922.39(I)
Multiplexing Per Arrangement								
DS3 to DS1	\$804.04	\$815.53	\$827.39	\$832.26	\$841.57(I)	\$841.57(I)	\$841.57(I)	\$841.57(I)
DS1 to Voice	\$310.43	\$314.87	\$319.45	\$321.33	\$324.93(I)	\$324.93(I)	\$324.93(I)	\$324.93(I)

ACCESS SERVICE

17. Rates and Charges – Northwest Communications Cooperative (Cont'd)

17.5 Rates Schedule for Transition from Non-LTR Rate Design to LTR Rate Design (Cont'd)

17.5.2 Rate Table-IntraLATA – All Groups (Cont'd)

Rate Element	<u>2013</u>	<u>2014</u>	<u>2015</u>	<u>2016</u>	<u>2017</u>	<u>2018</u>	<u>2019</u>	<u>2020</u>
Tandem Switch Fac								
Terminating	.000418	.000424	.000430	.000433	.000438(I)	.000438(I)	.000438(I)	.000438(I)
Local Transport Facility								
Originating	.000597	.000597	.000597	.000597	.000597	.000597	.000597	.000597
Tandem Switch Termination								
Terminating	.002171	.002202	.002234	.002247	.002272(I)	.002272(I)	.002272(I)	.002272(I)
Local Transport Termination								
Originating	.000933	.000933	.000933	.000933	.000933	.000933	.000933	.000933
Transitional Rate	.000000	.000000	.000000	.000000	.000000	.000000	.000000	.000000

ACCESS SERVICE17. Rates and Charges – Northwest Communications Cooperative (Cont'd)17.5 Rates Schedule for Transition from Non-LTR Rate Design to LTR Rate Design (Cont'd)17.5.3 Rate Table – InterLATA (Cont'd)

<u>Rate Element</u>	<u>2013</u>	<u>2014</u>	<u>2015</u>	<u>2016</u>	<u>2017</u>	<u>2018</u>	<u>2019</u>	<u>2020</u>
Tandem Switch Termination								
Terminating – All	.002171	.002202	.002234	.002247	.002272(I)	.002272(I)	.002272(I)	.002272(I)
Line Termination-Group 1								
Originating	.008300	.008300	.008300	.008300	.008300	.008300	.008300	.008300
Local Transport Termination								
Originating – Group 2	.014500	.014500	.014500	.014500	.014500	.014500	.014500	.014500
Tandem Switch Fac-All								
Terminating	.000418	.000424	.000430	.000433	.000438(I)	.000438(I)	.000438(I)	.000438(I)
Local Transport Facility – Group 1								
Originating -								
Rate Band 1	.007400	.007400	.007400	.007400	.007400	.007400	.007400	.007400
Rate Band 2	.013000	.013000	.013000	.013000	.013000	.013000	.013000	.013000
Rate Band 3	.030100	.030100	.030100	.030100	.030100	.030100	.030100	.030100
Rate Band 4	.055800	.055800	.055800	.055800	.055800	.055800	.055800	.055800
Rate Band 5	.060200	.060200	.060200	.060200	.060200	.060200	.060200	.060200
Rate Band 6	.056200	.056200	.056200	.056200	.056200	.056200	.056200	.056200
Rate Band 7	.058000	.058000	.058000	.058000	.058000	.058000	.058000	.058000
Local Transport Facility-Group 2								
Originating	.007600	.007600	.007600	.007600	.007600	.007600	.007600	.007600
Transitional Rate	.000000	.000000	.000000	.000000	.000000	.000000	.000000	.000000

ACCESS SERVICE17. Rates and Charges – Northwest Communications Cooperative (Cont'd)17.5 Rates Schedule for Transition from Non-LTR Rate Design to LTR Rate Design (Cont'd)17.5.4 Direct Trunked Transport

Direct Trunked Transport will be offered for the first time in July 1, 2013. Rates apply to IntraLATA and InterLATA

<u>Rate Element</u>	<u>2013</u>	<u>2014</u>	<u>2015</u>	<u>2016</u>	<u>2017</u>	<u>2018</u>	<u>2019</u>	<u>2020</u>
Direct Trunked Transport								
Entrance Facility per termination								
Voice Grade two Wire	\$79.19	\$80.32	\$81.49	\$81.97	\$82.89(I)	\$82.89(I)	\$82.89(I)	\$82.89(I)
Voice Grade Four Wire	\$126.72	\$128.53	\$130.40	\$131.17	\$132.64(I)	\$132.64(I)	\$132.64(I)	\$132.64(I)
High Capacity DS1	\$386.07	\$391.57	\$397.28	\$399.62	\$404.09(I)	\$404.09(I)	\$404.09(I)	\$404.09(I)
High Capacity DS3	\$3,525.08	\$3,575.45	\$3,627.44	\$3,648.81	\$3,689.64(I)	\$3,689.64(I)	\$3,689.64(I)	\$3,689.64(I)
Direct Trunked Facility per Mile/MOU								
Voice Grade	\$5.64	\$5.72	\$5.80	\$5.83	\$5.90(I)	\$5.90(I)	\$5.90(I)	\$5.90(I)
High Capacity DS1	\$26.45	\$26.83	\$27.22	\$27.38	\$27.69(I)	\$27.69(I)	\$27.69(I)	\$27.69(I)
High Capacity DS3	\$230.41	\$233.70	\$237.10	\$238.50	\$241.17(I)	\$241.17(I)	\$241.17(I)	\$241.17(I)
Direct Trunked Termination per Term/MOU								
Voice Grade	\$56.69	\$57.50	\$58.34	\$58.68	\$59.34(I)	\$59.34(I)	\$59.34(I)	\$59.34(I)
High Capacity DS1	\$137.24	\$139.20	\$141.22	\$142.05	\$143.64(I)	\$143.64(I)	\$143.64(I)	\$143.64(I)
High Capacity DS3	\$881.25	\$893.84	\$906.84	\$912.18	\$922.39(I)	\$922.39(I)	\$922.39(I)	\$922.39(I)
Multiplexing Per Arrangement								
DS3 to DS1	\$804.04	\$815.53	\$827.39	\$832.26	\$841.57(I)	\$841.57(I)	\$841.57(I)	\$841.57(I)
DS1 to Voice	\$310.43	\$314.87	\$319.45	\$321.33	\$324.93(I)	\$324.93(I)	\$324.93(I)	\$324.93(I)

ACCESS SERVICE

17. Rates and Charges—Polar Communications Mutual Aid Corporation Study Area 381614 (Cont'd)

17.4 Rates Schedule for Transition from Non-LTR Rate Design to LTR Rate Design (Cont'd)

17.4.2 Reserved for Future Use

(C)

(D)

(D)

ACCESS SERVICE

17. Rates and Charges—Polar Communications Mutual Aid Corporation Study Area 381614 (Cont'd)

17.4 Rates Schedule for Transition from Non-LTR Rate Design to LTR Rate Design (Cont'd)

17.4.2 Reserved for Future Use (Cont'd)

(C)

(D)

(D)

ACCESS SERVICE

17. Rates and Charges—Polar Communications Mutual Aid Corporation Study Area 381614 (Cont'd)

17.4 Rates Schedule for Transition from Non-LTR Rate Design to LTR Rate Design (Cont'd)

17.4.3 Rate Table – IntraLATA

(C)

Rate Element	2013	2014	2015	2016	2017	2018	2019	2020
CCL-Terminating	.000000	.000000	.000000	.000000	.000000	.000000	.000000	.000000
CCL-Originating	.022900	.022900	.022900	.022900	.022900	.022900	.022900	.022900
End Office-LS-Terminating*	.032650	See Note 1	See Note 1	See Note 1	See Note 1	See Note 1	See Note 1	See Note 1
LS-Originating	.022000	.022000	.022000	.022000	.022000	.022000	.022000	.022000
Info Surcharge/100 Terminating*	.051300	See Note 1	See Note 1	See Note 1	See Note 1	See Note 1	See Note 1	See Note 1
Originating	.000000	.000000	.000000	.000000	.000000	.000000	.000000	.000000
Combined LS and Info Surcharge-Terminating*	N/A	.024091	.013975	.005000	.003567	.002133	.000700	.000000
Tandem Switch Fac-Terminating	.000418	.000424	.000430	.000433	.000438(I)	.000438(I)	.000438(I)	.000438(I)
Terminating Pass through	.000418	.000424	.000430	.000433	.000438(I)	.000438(I)	.000438(I)	.000438(I)
Local Transport Fac Originating	.007600	.007600	.007600	.007600	.007600	.007600	.007600	.007600
Originating Pass through	.000500	.000500	.000500	.000500	.000500	.000500	.000500	.000500
Tandem Switch Termination Terminating	.002171	.002202	.002234	.002247	.002272(I)	.002272(I)	.002272(I)	.002272(I)
Local Transport Term Originating	.014500	.014500	.014500	.014500	.014500	.014500	.014500	.014500
Tandem Switching Terminating	.005476	.005554	.005635	.005668	.005731(I)	.005731(I)	.005731(I)	.005731(I)
Transitional Rate	N/A	N/A	N/A	N/A	N/A	N/A	N/A	N/A

(C)

(C)

(C)

*Note 1: Billing rate will match interstate rate for End Office and Information Surcharge and will not exceed combined rate for Local Switching and Information Surcharges terminating listed.

ACCESS SERVICE

17. Rates and Charges—Polar Communications Mutual Aid Corporation Study Area 381614 (Cont'd)

17.4 Rates Schedule for Transition from Non-LTR Rate Design to LTR Rate Design (Cont'd)

17.4.4 Reserved for Future Use

(C)

(D)

(D)

ACCESS SERVICE

17. Rates and Charges—Polar Communications Mutual Aid Corporation Study Area 381614 (Cont'd)

17.4 Rates Schedule for Transition from Non-LTR Rate Design to LTR Rate Design (Cont'd)

17.4.4 Reserved for Future Use

(C)

(D)

(D)

ACCESS SERVICE

17. Rates and Charges—Polar Communications Mutual Aid Corporation Study Area 381614 (Cont'd)

17.4 Rates Schedule for Transition from Non-LTR Rate Design to LTR Rate Design (Cont'd)

17.4.5 Rate Table – InterLATA

(C)

Rate Element	2013	2014	2015	2016	2017	2018	2019	2020
CCL- Terminating	.000000	.000000	.000000	.000000	.000000	.000000	.000000	.000000
CCL-Originating	.022900	.022900	.022900	.022900	.022900	.022900	.022900	.022900
End Office-								
LS-Terminating*	.032650	See Note 1	See Note 1	See Note 1	See Note 1	See Note 1	See Note 1	See Note 1
LS-Originating	.022000	.022000	.022000	.022000	.022000	.022000	.022000	.022000
Info Surcharge/100								
Terminating*	.051300	See Note 1	See Note 1	See Note 1	See Note 1	See Note 1	See Note 1	See Note 1
Originating	.000000	.000000	.000000	.000000	.000000	.000000	.000000	.000000
Combined LS and Info Surcharge- Terminating*	N/A	.024091	.013975	.005000	.003567	.002133	.000700	.000000

(C)

*Note 1: Billing rate will match interstate rate for End Office and Information Surcharge and will not exceed combined rate for Local Switching and Information Surcharges terminating listed.

ACCESS SERVICE

17. Rates and Charges—Polar Communications Mutual Aid Corporation Study Area 381614 (Cont'd)

17.4 Rates Schedule for Transition from Non-LTR Rate Design to LTR Rate Design (Cont'd)

17.4.5 Rate Table – InterLATA (Cont'd)

(C)

Rate Element	2013	2014	2015	2016	2017	2018	2019	2020
Line Termination Group 2								
Originating	.000000	.000000	.000000	.000000	.000000	.000000	.000000	.000000
Tandem Switch Fac-								
Terminating	.000418	.000424	.000430	.000433	.000438(I)	.000438(I)	.000438(I)	.000438(I)
Terminating Pass Through	.000418	.000424	.000430	.000433	.000438(I)	.000438(I)	.000438(I)	.000438(I)
Local Transport Fac								
Originating -								
Rate	.007600	.007600	.007600	.007600	.007600	.007600	.007600	.007600
Originating Pass Through	.000500	.000500	.000500	.000500	.000500	.000500	.000500	.000500
Tandem Switch Term-								
Terminating	.002171	.002202	.002234	.002247	.002272(I)	.002272(I)	.002272(I)	.002272(I)
Local Transport Term								
Originating	.014500	.014500	.014500	.014500	.014500	.014500	.014500	.014500
Tandem Switching								
Terminating	.005476	.005554	.005635	.005668	.005731(I)	.005731(I)	.005731(I)	.005731(I)
Originating	N/A	N/A	N/A	N/A	N/A	N/A	N/A	N/A
Transitional Rate	N/A	N/A	N/A	N/A	N/A	N/A	N/A	N/A

(C)

ACCESS SERVICE

17. Rates and Charges—Polar Communications Mutual Aid Corporation Study Area 381614 (Cont'd)

17.4 Rates Schedule for Transition from Non-LTR Rate Design to LTR Rate Design (Cont'd)

17.4.6 Direct Trunked Transport - Intrastate

Direct Trunked Transport will be offered for the first time in July 1, 2013. Rates apply to IntraLATA and InterLATA

<u>Rate Element</u>	<u>2013</u>	<u>2014</u>	<u>2015</u>	<u>2016</u>	<u>2017</u>	<u>2018</u>	<u>2019</u>	<u>2020</u>
Direct Trunked Transport								
Entrance Facility per termination								
Voice Grade two Wire	\$45.65	\$46.30	\$46.97	\$47.25	\$47.78(I)	\$47.78(I)	\$47.78(I)	\$47.78(I)
Voice Grade Four Wire	\$73.06	\$74.10	\$75.18	\$75.62	\$76.47(I)	\$76.47(I)	\$76.47(I)	\$76.47(I)
High Capacity DS1	\$222.58	\$225.76	\$229.04	\$230.39	\$232.97(I)	\$232.97(I)	\$232.97(I)	\$232.97(I)
High Capacity DS3	\$2,032.33	\$2,061.37	\$2,091.34	\$2,103.66	\$2,127.20(I)	\$2,127.20(I)	\$2,127.20(I)	\$2,127.20(I)
Direct Trunked Facility per Mile								
Voice Grade	\$3.25	\$3.30	\$3.35	\$3.37	\$3.41(I)	\$3.41(I)	\$3.41(I)	\$3.41(I)
High Capacity DS1	\$15.25	\$15.47	\$15.69	\$15.78	\$15.96(I)	\$15.96(I)	\$15.96(I)	\$15.96(I)
High Capacity DS3	\$132.84	\$134.74	\$136.70	\$137.51	\$139.05(I)	\$139.05(I)	\$139.05(I)	\$139.05(I)
Direct Trunked Termination per Term								
Voice Grade	\$32.68	\$33.15	\$33.63	\$33.83	\$34.21(I)	\$34.21(I)	\$34.21(I)	\$34.21(I)
High Capacity DS1	\$79.12	\$80.25	\$81.42	\$81.90	\$82.82(I)	\$82.82(I)	\$82.82(I)	\$82.82(I)
High Capacity DS3	\$508.07	\$515.33	\$522.82	\$525.90	\$531.78(I)	\$531.78(I)	\$531.78(I)	\$531.78(I)
Multiplexing Per Arrangement								
DS3 to DS1	\$463.56	\$470.18	\$477.02	\$479.83	\$485.20(I)	\$485.20(I)	\$485.20(I)	\$485.20(I)
DS1 to Voice	\$178.97	\$181.53	\$184.17	\$185.25	\$187.32(I)	\$187.32(I)	\$187.32(I)	\$187.32(I)

ACCESS SERVICE17. Rates and Charges—Polar Communications Mutual Aid Corporation Study Area 381630 (Cont'd)17.4 Rates Schedule for Transition from Non-LTR Rate Design to LTR Rate Design (Cont'd)17.4.2 Rate Table - IntraLATA

Rate Element	2013	2014	2015	2016	2017	2018	2019	2020
CCL- Terminating	.000000	.000000	.000000	.000000	.000000	.000000	.000000	.000000
CCL- Originating	.028249	.028249	.028249	.028249	.028249	.028249	.028249	.028249
End Office								
LS- Terminating*	.041980	See Note 1	See Note 1	See Note 1	See Note 1	See Note 1	See Note 1	See Note 1
LS- Originating	.043723	.043723	.043723	.043723	.043723	.043723	.043723	.043723
Info Surcharge/100								
Terminating*	.051300	See Note 1	See Note 1	See Note 1	See Note 1	See Note 1	See Note 1	See Note 1
Originating	.083800	.083800	.083800	.083800	.083800	.083800	.083800	.083800
Combined LS and Info Surcharge- Terminating*	N/A	.030400	.016969	.005000	.003567	.002133	.000700	.000000
Tandem Switch Fac- Terminating	.000418	.000424	.000430	.000433	.000438(I)	.000438(I)	.000438(I)	.000438(I)
Local Transport Fac Originating	.000413	.000413	.000413	.000413	.000413	.000413	.000413	.000413
Tandem Switch Termination Terminating	.002171	.002202	.002234	.002247	.002272(I)	.002272(I)	.002272(I)	.002272(I)
Tandem Switching- Terminating	.005476	.005554	.005635	.005668	.005731(I)	.005731(I)	.005731(I)	.005731(I)
Local Transport Term Originating	.014471	.014471	.014471	.014471	.014471	.014471	.014471	.014471
Transitional Rate	N/A	N/A	N/A	N/A	N/A	N/A	N/A	N/A

*Note 1: Billing rate will match interstate rate for End Office and Information Surcharge and will not exceed combined rate for Local Switching and Information Surcharges terminating listed.

ACCESS SERVICE

17. Rates and Charges—Polar Communications Mutual Aid Corporation Study Area 381630 (Cont'd)

17.4 Rates Schedule for Transition from Non-LTR Rate Design to LTR Rate Design (Cont'd)

17.4.3 Rate Table - InterLATA

Rate Element	2013	2014	2015	2016	2017	2018	2019	2020
CCL Terminating	.000000	.000000	.000000	.000000	.000000	.000000	.000000	.000000
CCL- Originating	.022400	.022400	.022400	.022400	.022400	.022400	.022400	.022400
End Office								
LS-Terminating*	.041980	See Note 1	See Note 1	See Note 1	See Note 1	See Note 1	See Note 1	See Note 1
LS-Originating	.010400	.010400	.010400	.010400	.010400	.010400	.010400	.010400
Info Surcharge/100 Terminating*	.051300	See Note 1	See Note 1	See Note 1	See Note 1	See Note 1	See Note 1	See Note 1
Info Surcharge/100 Originating	.000000	.000000	.000000	.000000	.000000	.000000	.000000	.000000
Combined LS and Info Surcharge-Terminating*	N/A	.030400	.016969	.005000	.003567	.002133	.000700	.000000
Line Termination Originating	.008300	.008300	.008300	.008300	.008300	.008300	.008300	.008300
Tandem Switch Facility Terminating	.000418	.000424	.000430	.000433	.000438(I)	.000438(I)	.000438(I)	.000438(I)
Local Transport Fac Originating -								
Rate Band 1	.007400	.007400	.007400	.007400	.007400	.007400	.007400	.007400
Rate Band 2	.013000	.013000	.013000	.013000	.013000	.013000	.013000	.013000
Rate Band 3	.030100	.030100	.030100	.030100	.030100	.030100	.030100	.030100
Rate Band 4	.055800	.055800	.055800	.055800	.055800	.055800	.055800	.055800
Rate Band 5	.060200	.060200	.060200	.060200	.060200	.060200	.060200	.060200
Rate Band 6	.056200	.056200	.056200	.056200	.056200	.056200	.056200	.056200
Rate Band 7	.058000	.058000	.058000	.058000	.058000	.058000	.058000	.058000
Tandem Switch Termination Terminating	.002171	.002202	.002234	.002247	.002272(I)	.002272(I)	.002272(I)	.002272(I)
Tandem Switching - Terminating	.005476	.005554	.005635	.005668	.005731(I)	.005731(I)	.005731(I)	.005731(I)
Transitional Rate	N/A	N/A	N/A	N/A	N/A	N/A	N/A	N/A

*Note 1: Billing rate will match interstate rate for End Office and Information Surcharge and will not exceed combined rate for Local Switching and Information Surcharges terminating listed.

ACCESS SERVICE

17. Rates and Charges—Polar Communications Mutual Aid Corporation Study Area 381630 (Cont'd)

17.4 Rates Schedule for Transition from Non-LTR Rate Design to LTR Rate Design (Cont'd)

17.4.4 Direct Trunked Transport - Intrastate

Direct Trunked Transport will be offered for the first time in July 1, 2013. Rates apply to IntraLATA and InterLATA

Rate Element	2013	2014	2015	2016	2017	2018	2019	2020
Direct Trunked Transport								
Entrance Facility per termination								
Voice Grade two Wire	\$79.19	\$80.32	\$81.49	\$81.97	\$82.89(I)	\$82.89(I)	\$82.89(I)	\$82.89(I)
Voice Grade Four Wire	\$126.72	\$128.53	\$130.40	\$131.17	\$132.64(I)	\$132.64(I)	\$132.64(I)	\$132.64(I)
High Capacity DS1	\$386.07	\$391.59	\$397.28	\$399.62	\$404.09(I)	\$404.09(I)	\$404.09(I)	\$404.09(I)
High Capacity DS3	\$3,525.08	\$3,575.45	\$3,627.44	\$3,648.81	\$3,689.64(I)	\$3,689.64(I)	\$3,689.64(I)	\$3,689.64(I)
Direct Trunked Facility per Mile								
Voice Grade	\$5.64	\$5.72	\$5.80	\$5.83	\$5.90(I)	\$5.90(I)	\$5.90(I)	\$5.90(I)
High Capacity DS1	\$26.45	\$26.83	\$27.22	\$27.38	\$27.69(I)	\$27.69(I)	\$27.69(I)	\$27.69(I)
High Capacity DS3	\$230.41	\$233.70	\$237.10	\$238.50	\$241.17(I)	\$241.17(I)	\$241.17(I)	\$241.17(I)
Direct Trunked Termination per Term								
Voice Grade	\$56.69	\$57.50	\$58.34	\$58.68	\$59.34(I)	\$59.34(I)	\$59.34(I)	\$59.34(I)
High Capacity DS1	\$137.24	\$139.20	\$141.22	\$142.05	\$143.64(I)	\$143.64(I)	\$143.64(I)	\$143.64(I)
High Capacity DS3	\$881.25	\$893.84	\$906.84	\$912.18	\$922.39(I)	\$922.39(I)	\$922.39(I)	\$922.39(I)
Multiplexing Per Arrangement								
DS3 to DS1	\$804.04	\$815.53	\$827.39	\$832.26	\$841.57(I)	\$841.57(I)	\$841.57(I)	\$841.57(I)
DS1 to Voice	\$310.43	\$314.87	\$319.45	\$321.33	\$324.93(I)	\$324.93(I)	\$324.93(I)	\$324.93(I)

ACCESS SERVICE

17. Rates and Charges – Red River Rural Telephone Association (Cont'd)

17.4 Rates Schedule for Transition from Non-LTR Rate Design to LTR Rate Design (Cont'd)

17.4.2 Rate Table – Intrastate (Cont'd)

Rate Element	2013	2014	2015	2016	2017	2018	2019	2020
Local transport Fac Group 1								
Terminating	\$0.000000	\$0.000000	\$0.000000	\$0.000000	\$0.000000	\$0.000000	\$0.000000	\$0.000000
Originating	\$0.007600	\$0.007600	\$0.007600	\$0.007600	\$0.007600	\$0.007600	\$0.007600	\$0.007600
Tandem Switch Fac-All								
Terminating	\$0.000195	\$0.000198	\$0.000201	\$0.000202	\$0.000204(I)	\$0.000204(I)	\$0.000204(I)	\$0.000204(I)
Originating	\$0.000000	\$0.000000	\$0.000000	\$0.000000	\$0.000000	\$0.000000	\$0.000000	\$0.000000
Tandem Switch Term-All								
Terminating	\$0.001017	\$0.001032	\$0.001047	\$0.001053	\$0.001065(I)	\$0.001065(I)	\$0.001065(I)	\$0.001065(I)
Originating	\$0.000000	\$0.000000	\$0.000000	\$0.000000	\$0.000000	\$0.000000	\$0.000000	\$0.000000
Line Term- Group 2								
Terminating	\$0.000000	\$0.000000	\$0.000000	\$0.000000	\$0.000000	\$0.000000	\$0.000000	\$0.000000
Originating	\$0.008300	\$0.008300	\$0.008300	\$0.008300	\$0.008300	\$0.008300	\$0.008300	\$0.008300
Access Surcharge Adjustment- Group 1								
Terminating	\$0.000000	\$0.000000	\$0.000000	\$0.000000	\$0.000000	\$0.000000	\$0.000000	\$0.000000
Originating	\$0.02300	\$0.02300	\$0.02300	\$0.02300	\$0.02300	\$0.02300	\$0.02300	\$0.02300
Access Surcharge Adjustment- Group 2								
Terminating	\$0.000000	\$0.000000	\$0.000000	\$0.000000	\$0.000000	\$0.000000	\$0.000000	\$0.000000
Originating	\$0.005700	\$0.005700	\$0.005700	\$0.005700	\$0.005700	\$0.005700	\$0.005700	\$0.005700

ACCESS SERVICE

17. Rates and Charges – Red River Rural Telephone Association (Cont'd)

17.4 Rates Schedule for Transition from Non-LTR Rate Design to LTR Rate Design (Cont'd)

17.4.2 Rate Table – Intrastate (Cont'd)

Direct Trunked Transport

Direct Trunked Transport will be offered for the first time in July 1, 2013. Rates apply to IntraLATA and InterLATA

Rate Element	2013	2014	2015	2016	2017	2018	2019	2020
Direct Trunked Transport								
Entrance Facility per termination								
Voice Grade two Wire	\$45.65	\$46.30	\$46.97	\$47.25	\$47.78(I)	\$47.78(I)	\$47.78(I)	\$47.78(I)
Voice Grade Four Wire	\$73.06	\$74.10	\$75.18	\$75.62	\$76.47(I)	\$76.47(I)	\$76.47(I)	\$76.47(I)
High Capacity DS1	\$222.58	\$225.76	\$229.04	\$230.39	\$232.97(I)	\$232.97(I)	\$232.97(I)	\$232.97(I)
High Capacity DS3	\$2,032.33	\$2,061.37	\$2,091.34	\$2,103.66	\$2,127.20(I)	\$2,127.20(I)	\$2,127.20(I)	\$2,127.20(I)
Direct Trunked Facility per Mile								
Voice Grade	\$3.25	\$3.30	\$3.35	\$3.37	\$3.41(I)	\$3.41(I)	\$3.41(I)	\$3.41(I)
High Capacity DS1	\$15.25	\$15.47	\$15.69	\$15.78	\$15.96(I)	\$15.96(I)	\$15.96(I)	\$15.96(I)
High Capacity DS3	\$132.84	\$134.74	\$136.70	\$137.51	\$139.05(I)	\$139.05(I)	\$139.05(I)	\$139.05(I)
Direct Trunked Termination per Term								
Voice Grade	\$32.68	\$33.15	\$33.63	\$33.83	\$34.21(I)	\$34.21(I)	\$34.21(I)	\$34.21(I)
High Capacity DS1	\$79.12	\$80.25	\$81.42	\$81.90	\$82.82(I)	\$82.82(I)	\$82.82(I)	\$82.82(I)
High Capacity DS3	\$508.07	\$515.33	\$522.82	\$525.90	\$531.78(I)	\$531.78(I)	\$531.78(I)	\$531.78(I)
Multiplexing Per Arrangement								
DS3 to DS1	\$463.56	\$470.18	\$477.02	\$479.83	\$485.20(I)	\$485.20(I)	\$485.20(I)	\$485.20(I)
DS1 to Voice	\$178.97	\$181.53	\$184.17	\$185.25	\$187.32(I)	\$187.32(I)	\$187.32(I)	\$187.32(I)

ACCESS SERVICE

17. Rates and Charges – Reservation Telephone Cooperative (Cont'd)

17.4 Rates Schedule for Transition from Non-LTR Rate Design to LTR Rate Design (Cont'd)

17.4.2 Rate Table - IntraLATA

Rate Element	2013	2014	2015	2016	2017	2018	2019	2020	
CCL-Terminating	.000000	.000000	.000000	.000000	.000000	.000000	.000000	.000000	(C)
CCL-Originating	.071362	.071362	.071362	.071362	.071362	.071362	.071362	.071362	
End Office									(C)
LS-Terminating*	.032650	See Note 1	See Note 1	See Note 1	See Note 1	See Note 1	See Note 1	See Note 1	(C)
LS-Originating	.027065	.027065	.027065	.027065	.027065	.027065	.027065	.027065	
Info Surcharge/100									
Terminating*	.051300	See Note 1	See Note 1	See Note 1	See Note 1	See Note 1	See Note 1	See Note 1	
Originating	N/A	N/A	N/A	N/A	N/A	N/A	N/A	N/A	
Combined LS and Info Surcharge-Terminating*	N/A	.024091	.013975	.005000	.003567	.002133	.000700	.000000	
Tandem Switch Fac									(C)
Terminating	.000195	.000198	.000201	.000202	.000204(I)	.000204(I)	.000204(I)	.000204(I)	
Local Transport Fac									
Originating	.000196	.000196	.000196	.000196	.000196	.000196	.000196	.000196	
Tandem Switching									(C)
Terminating	.002564	.002601	.002639	.002655	.002685(I)	.002685(I)	.002685(I)	.002685(I)	
Tandem Switch Termination									
Terminating	.001017	.001032	.001047	.001053	.001065(I)	.001065(I)	.001065(I)	.001065(I)	
Local Transport Term									
Originating	.000933	.000933	.000933	.000933	.000933	.000933	.000933	.000933	
Transitional Rate	N/A	N/A	N/A	N/A	N/A	N/A	N/A	N/A	(C)

*Note 1: Billing rate will match interstate rate for End Office and Information Surcharge and will not exceed combined rate for Local Switching and Information Surcharges terminating listed.

ACCESS SERVICE

17. Rates and Charges – Reservation Telephone Cooperative (Cont'd)

17.4 Rates Schedule for Transition from Non-LTR Rate Design to LTR Rate Design (Cont'd)

17.4.3 Rate Table - InterLATA

Rate Element	2013	2014	2015	2016	2017	2018	2019	2020		
CCL-Terminating	.000000	.000000	.000000	.000000	.000000	.000000	.000000	.000000	.000000	(C)
CCL-Orig	.026800	.026800	.026800	.026800	.026800	.026800	.026800	.026800	.026800	(C) (D)
End Office										(C)
LS-Terminating*	.032650	See Note 1	See Note 1	See Note 1	See Note 1	See Note 1	See Note 1	See Note 1	See Note 1	
LS-Originating	.010400	.010400	.010400	.010400	.010400	.010400	.010400	.010400	.010400	
										(D)
										(D)
Info Surcharge/100										(D)
Terminating*	.051300	See Note 1	See Note 1	See Note 1	See Note 1	See Note 1	See Note 1	See Note 1	See Note 1	(C)
Originating	.015800	.015800	.015800	.015800	.015800	.015800	.015800	.015800	.015800	(C)
										(D)
Combined LS and Info Surcharge-Terminating*	N/A	.024091	.013975	.005000	.003567	.002133	.000700	.000000		(C)
Line Term										(C)
Originating	.008300	.008300	.008300	.008300	.008300	.008300	.008300	.008300	.008300	
Tandem Switch Term										(C)
Terminating	.001017	.001032	.001047	.001053	.001065(I)	.001065(I)	.001065(I)	.001065(I)	.001065(I)	
Tandem Switch Fac										(C)
Terminating	.000195	.000198	.000201	.000202	.000204(I)	.000204(I)	.000204(I)	.000204(I)	.000204(I)	

*Note 1: Billing rate will match interstate rate for End Office and Information Surcharge and will not exceed combined rate for Local Switching and Information Surcharges terminating listed.

ACCESS SERVICE

17. Rates and Charges – Reservation Telephone Cooperative (Cont'd)

17.4 Rates Schedule for Transition from Non-LTR Rate Design to LTR Rate Design (Cont'd)

17.4.3 Rate Table – InterLATA (Cont'd)

Rate Element	2013	2014	2015	2016	2017	2018	2019	2020	
Local Transport Fac-									(C)
Originating -									
Rate Band 1	.007400	.007400	.007400	.007400	.007400	.007400	.007400	.007400	
Rate Band 2	.013000	.013000	.013000	.013000	.013000	.013000	.013000	.013000	
Rate Band 3	.030100	.030100	.030100	.030100	.030100	.030100	.030100	.030100	
Rate Band 4	.055800	.055800	.055800	.055800	.055800	.055800	.055800	.055800	
Rate Band 5	.060200	.060200	.060200	.060200	.060200	.060200	.060200	.060200	
Rate Band 6	.056200	.056200	.056200	.056200	.056200	.056200	.056200	.056200	
Rate Band 7	.058000	.058000	.058000	.058000	.058000	.058000	.058000	.058000	
									(D)
									(D)
Tandem Switching									
Terminating	.002564	.002601	.002639	.002655	.002685(I)	.002685(I)	.002685(I)	.002685(I)	
									(D)
									(D)
Transitional Rate	N/A	N/A	N/A	N/A	N/A	N/A	N/A	N/A	(C)

ACCESS SERVICE

17. Rates and Charges – Reservation Telephone Cooperative (Cont'd)

17.4 Rates Schedule for Transition from Non-LTR Rate Design to LTR Rate Design (Cont'd)

17.4.4 Direct Trunked Transport - Intrastate

Direct Trunked Transport will be offered for the first time in July 1, 2013. Rates apply to IntraLATA and InterLATA.

<u>Rate Element</u>	<u>2013</u>	<u>2014</u>	<u>2015</u>	<u>2016</u>	<u>2017</u>	<u>2018</u>	<u>2019</u>	<u>2020</u>
Direct Trunked Transport								
Entrance Facility per termination								
Voice Grade two Wire	45.65	46.30	46.97	47.25	47.78(I)	47.78(I)	47.78(I)	47.78(I)
Voice Grade Four Wire	73.06	74.10	75.18	75.62	76.47(I)	76.47(I)	76.47(I)	76.47(I)
High Capacity DS1	222.58	225.76	229.04	230.39	232.97(I)	232.97(I)	232.97(I)	232.97(I)
High Capacity DS3	2,032.33	2,061.37	2,091.34	2,103.66	2,127.20(I)	2,127.20(I)	2,127.20(I)	2,127.20(I)
Direct Trunked Facility per Mile								
Voice Grade	3.25	3.30	3.35	3.37	3.41(I)	3.41(I)	3.41(I)	3.41(I)
High Capacity DS1	15.25	15.47	15.69	15.78	15.96(I)	15.96(I)	15.96(I)	15.96(I)
High Capacity DS3	132.84	134.74	136.70	137.51	139.05(I)	139.05(I)	139.05(I)	139.05(I)
Direct Trunked Termination per Term								
Voice Grade	32.68	33.15	33.63	33.83	34.21(I)	34.21(I)	34.21(I)	34.21(I)
High Capacity DS1	79.12	80.25	81.42	81.90	82.82(I)	82.82(I)	82.82(I)	82.82(I)
High Capacity DS3	508.07	515.33	522.82	525.90	531.78(I)	531.78(I)	531.78(I)	531.78(I)
Multiplexing Per Arrangement								
DS3 to DS1	463.56	470.18	477.02	479.83	485.20(I)	485.20(I)	485.20(I)	485.20(I)
DS1 to Voice	178.97	181.53	184.17	185.25	187.32(I)	187.32(I)	187.32(I)	187.32(I)

ACCESS SERVICE

17. Rates and Charges – Turtle Mountain Communications, Inc. (Cont'd)

17.4 Rates Schedule for Transition from Non-LTR Rate Design to LTR Rate Design (Cont'd)

17.4.2 Rate Table - IntraLATA

Rate Element	2013	2014	2015	2016	2017	2018	2019	2020
CCL Terminating	.000000	.000000	.000000	.000000	.000000	.000000	.000000	.000000
CCL Originating	.056505	.056505	.056505	.056505	.056505	.056505	.056505	.056505
End Office-LS-Terminating*	.041980	See Note 1	See Note 1	See Note 1	See Note 1	See Note 1	See Note 1	See Note 1
LS-Originating	.038177	.038177	.038177	.038177	.038177	.038177	.038177	.038177
Info Surcharge/100 Terminating*	.051300	See Note 1	See Note 1	See Note 1	See Note 1	See Note 1	See Note 1	See Note 1
Originating	.000000	.000000	.000000	.000000	.000000	.000000	.000000	.000000
Combined LS and Info Surcharge-Terminating*	N/A	.030400	.016969	.005000	.003567	.002133	.000700	.000000
Tandem Switch Fac Terminating	.000418	.000424	.000430	.000433	.000438(I)	.000438(I)	.000438(I)	.000438(I)
Local Transport Fac Originating	.000257	.000257	.000257	.000257	.000257	.000257	.000257	.000257
Tandem Switch Termination Terminating	.002171	.002202	.002234	.002247	.002272(I)	.002272(I)	.002272(I)	.002272(I)
Local Transport Term Originating	.000933	.000933	.000933	.000933	.000933	.000933	.000933	.000933
Transitional Rate	N/A	N/A	N/A	N/A	N/A	N/A	N/A	N/A

*Note 1: Billing rate will match interstate rate for End Office and Information Surcharge and will not exceed combined rate for Local Switching and Information Surcharges terminating listed.

ACCESS SERVICE

17. Rates and Charges – Turtle Mountain Communications, Inc. (Cont'd)

17.4 Rates Schedule for Transition from Non-LTR Rate Design to LTR Rate Design (Cont'd)

17.4.3 Rate Table - InterLATA

Rate Element	2013	2014	2015	2016	2017	2018	2019	2020
CCL Terminating	.000000	.000000	.000000	.000000	.000000	.000000	.000000	.000000
CCL Originating	.022400	.022400	.022400	.022400	.022400	.022400	.022400	.022400
End Office								
LS-Terminating*	.041980	See Note 1	See Note 1	See Note 1	See Note 1	See Note 1	See Note 1	See Note 1
LS-Originating	.022000	.022000	.022000	.022000	.022000	.022000	.022000	.022000
Info Surcharge/100 Terminating*	.051300	See Note 1	See Note 1	See Note 1	See Note 1	See Note 1	See Note 1	See Note 1
Info Surcharge/100 Originating	.000000	.000000	.000000	.000000	.000000	.000000	.000000	.000000
Combined LS and Info Surcharge-Terminating*	N/A	.030400	.016969	.005000	.003567	.002133	.000700	.000000
Tandem Switch Fac								
Tandem Switch Fac Terminating	.000418	.000424	.000430	.000433	.000438(I)	.000438(I)	.000438(I)	.000438(I)
Local Transport Fac								
Local Transport Fac Originating	.00760	.00760	.00760	.00760	.00760	.00760	.00760	.00760
Tandem Switch Termination								
Tandem Switch Termination Terminating	.002171	.002202	.002234	.002247	.002272(I)	.002272(I)	.002272(I)	.002272(I)
Local Transport Term								
Local Transport Term Originating	.014500	.014500	.014500	.014500	.014500	.014500	.014500	.014500
Transitional Rate	N/A	N/A	N/A	N/A	N/A	N/A	N/A	N/A

*Note 1: Billing rate will match interstate rate for End Office and Information Surcharge and will not exceed combined rate for Local Switching and Information Surcharges terminating listed.

ACCESS SERVICE

17. Rates and Charges – Turtle Mountain Communications, Inc. (Cont'd)

17.4 Rates Schedule for Transition from Non-LTR Rate Design to LTR Rate Design (Cont'd)

17.4.4 Rate Table – Intrastate

Direct Trunked Transport

Direct Trunked Transport will be offered for the first time in July 1, 2013. Rates apply to IntraLATA and InterLATA

Rate Element	2013	2014	2015	2016	2017	2018	2019	2020
Direct Trunked Transport								
Entrance Facility per termination								
Voice Grade two Wire	\$45.65	\$46.30	\$46.97	\$47.25	\$47.78(I)	\$47.78(I)	\$47.78(I)	\$47.78(I)
Voice Grade Four Wire	\$73.06	\$74.10	\$75.18	\$75.62	\$76.47(I)	\$76.47(I)	\$76.47(I)	\$76.47(I)
High Capacity DS1	\$222.58	\$225.76	\$229.04	\$230.39	\$232.97(I)	\$232.97(I)	\$232.97(I)	\$232.97(I)
High Capacity DS3	\$2,032.33	\$2,061.37	\$2,091.34	\$2,103.66	\$2,127.20(I)	\$2,127.20(I)	\$2,127.20(I)	\$2,127.20(I)
Direct Trunked Facility per Mile								
Voice Grade	\$3.25	\$3.30	\$3.35	\$3.37	\$3.41(I)	\$3.41(I)	\$3.41(I)	\$3.41(I)
High Capacity DS1	\$15.25	\$15.47	\$15.69	\$15.78	\$15.96(I)	\$15.96(I)	\$15.96(I)	\$15.96(I)
High Capacity DS3	\$132.84	\$134.74	\$136.70	\$137.51	\$139.05(I)	\$139.05(I)	\$139.05(I)	\$139.05(I)
Direct Trunked Termination per Term								
Voice Grade	\$32.68	\$33.15	\$33.63	\$33.83	\$34.21(I)	\$34.21(I)	\$34.21(I)	\$34.21(I)
High Capacity DS1	\$79.12	\$80.25	\$81.42	\$81.90	\$82.82(I)	\$82.82(I)	\$82.82(I)	\$82.82(I)
High Capacity DS3	\$508.07	\$515.33	\$522.82	\$525.90	\$531.78(I)	\$531.78(I)	\$531.78(I)	\$531.78(I)
Multiplexing Per Arrangement								
DS3 to DS1	\$463.56	\$470.18	\$477.02	\$479.83	\$485.20(I)	\$485.20(I)	\$485.20(I)	\$485.20(I)
DS1 to Voice	\$178.97	\$181.53	\$184.17	\$185.25	\$187.32(I)	\$187.32(I)	\$187.32(I)	\$187.32(I)

ACCESS SERVICE

17. Rates and Charges – United Telephone Mutual Aid Corp. (Cont'd)

17.4 Rates Schedule for Transition from Non-LTR Rate Design to LTR Rate Design (Cont'd)

17.4.2 Rate Table – IntraLATA (Cont'd)

Rate Element	2013	2014	2015	2016	2017	2018	2019	2020
Tandem Switch Fac- Terminating	.000418	.000424	.000430	.000433	.000438(I)	.000438(I)	.000438(I)	.000438(I)
Terminating pass through	.000418	.000424	.000430	.000433	.000438(I)	.000438(I)	.000438(I)	.000438(I)
Local Transport Fac								
Originating	.000131	.000131	.000131	.000131	.000131	.000131	.000131	.000131
Originating pass through	.000131	.000131	.000131	.000131	.000131	.000131	.000131	.000131
Tandem Switch Termination								
Terminating	.002171	.002202	.002234	.002247	.002272(I)	.002272(I)	.002272(I)	.002272(I)
Local Transport Term								
Originating	.000933	.000933	.000933	.000933	.000933	.000933	.000933	.000933
Transitional Rate	N/A	N/A	N/A	N/A	N/A	N/A	N/A	N/A

ACCESS SERVICE

17. Rates and Charges – United Telephone Mutual Aid Corp. (Cont'd)

17.4 Rates Schedule for Transition from Non-LTR Rate Design to LTR Rate Design (Cont'd)

17.4.3 Rate Table – InterLATA (Cont'd)

Rate Element	2013	2014	2015	2016	2017	2018	2019	2020
Line Termination								
Originating	.008300	.008300	.008300	.008300	.008300	.008300	.008300	.008300
Tandem Switch Termination								
Terminating	.002171	.002202	.002234	.002247	.002272(I)	.002272(I)	.002272(I)	.002272(I)
Tandem Switch Fac								
Terminating	.000418	.000424	.000430	.000433	.000438(I)	.000438(I)	.000438(I)	.000438(I)
Terminating Pass through	.000418	.000424	.000430	.000433	.000438(I)	.000438(I)	.000438(I)	.000438(I)
Local Transport Fac								
Originating -								
Rate Band 1	.007400	.007400	.007400	.007400	.007400	.007400	.007400	.007400
Rate Band 2	.013000	.013000	.013000	.013000	.013000	.013000	.013000	.013000
Rate Band 3	.030100	.030100	.030100	.030100	.030100	.030100	.030100	.030100
Rate Band 4	.055800	.055800	.055800	.055800	.055800	.055800	.055800	.055800
Rate Band 5	.060200	.060200	.060200	.060200	.060200	.060200	.060200	.060200
Rate Band 6	.056200	.056200	.056200	.056200	.056200	.056200	.056200	.056200
Rate Band 7	.058000	.058000	.058000	.058000	.058000	.058000	.058000	.058000
Originating pass through	.000500	.000500	.000500	.000500	.000500	.000500	.000500	.000500
Transitional Rate	N/A	N/A	N/A	N/A	N/A	N/A	N/A	N/A

ACCESS SERVICE

17. Rates and Charges – United Telephone Mutual Aid Corp. (Cont'd)

17.4 Rates Schedule for Transition from Non-LTR Rate Design to LTR Rate Design (Cont'd)

17.4.4 Direct Trunked Transport - Intrastate

Direct Trunked Transport will be offered for the first time in July 1, 2013.
 Rates apply to IntraLATA and InterLATA

<u>Rate Element</u>	<u>2013</u>	<u>2014</u>	<u>2015</u>	<u>2016</u>	<u>2017</u>	<u>2018</u>	<u>2019</u>	<u>2020</u>
Direct Trunked Transport								
Entrance Facility per termination								
Voice Grade Two Wire	\$ 45.65	\$ 46.30	\$ 46.97	\$ 47.25	\$ 47.78(I)	\$ 47.78(I)	\$ 47.78(I)	\$ 47.78(I)
Voice Grade Four Wire	\$ 73.06	\$ 74.10	\$ 75.18	\$ 75.62	\$ 76.47(I)	\$ 76.47(I)	\$ 76.47(I)	\$ 76.47(I)
High Capacity DS1	\$ 222.58	\$ 225.76	\$ 229.04	\$ 230.39	\$ 232.97(I)	\$ 232.97(I)	\$ 232.97(I)	\$ 232.97(I)
High Capacity DS3	\$2,032.33	\$2,061.37	\$2,091.34	\$2,103.66	\$2,127.20(I)	\$2,127.20(I)	\$2,127.20(I)	\$2,127.20(I)
Direct Trunked Facility per Mile								
Voice Grade	\$ 3.25	\$ 3.30	\$ 3.35	\$ 3.37	\$ 3.41(I)	\$ 3.41(I)	\$ 3.41(I)	\$ 3.41(I)
High Capacity DS1	\$ 15.25	\$ 15.47	\$ 15.69	\$ 15.78	\$ 15.96(I)	\$ 15.96(I)	\$ 15.96(I)	\$ 15.96(I)
High Capacity DS3	\$ 132.84	\$ 134.74	\$ 136.70	\$ 137.51	\$ 139.05 (I)	\$ 139.05 (I)	\$ 139.05 (I)	\$ 139.05 (I)
Direct Trunked Termination per Term								
Voice Grade	\$ 32.68	\$ 33.15	\$ 33.63	\$ 33.83	\$ 34.21(I)	\$ 34.21(I)	\$ 34.21(I)	\$ 34.21(I)
High Capacity DS1	\$ 79.12	\$ 80.25	\$ 81.42	\$ 81.90	\$ 82.82(I)	\$ 82.82(I)	\$ 82.82(I)	\$ 82.82(I)
High Capacity DS3	\$ 508.07	\$ 515.33	\$ 522.82	\$ 525.90	\$ 531.78(I)	\$ 531.78(I)	\$ 531.78(I)	\$ 531.78(I)
Multiplexing Per Arrangement								
DS3 to DS1	\$ 463.56	\$ 470.18	\$ 477.02	\$ 479.83	\$ 485.20(I)	\$ 485.20(I)	\$ 485.20(I)	\$ 485.20(I)
DS1 to Voice	\$ 178.97	\$ 181.53	\$ 184.17	\$ 185.25	\$ 187.32(I)	\$ 187.32(I)	\$ 187.32(I)	\$ 187.32(I)

ACCESS SERVICE

17. Rates and Charges – West River Telecommunications Cooperative (Cont'd)

17.4 Rates Schedule for Transition from Non-LTR Rate Design to LTR Rate Design (Cont'd)

17.4.2 Rate Table – IntraLATA (Cont'd)

Rate Element	2013	2014	2015	2016	2017	2018	2019	2020
Local transport Fac Group 1								
Terminating	\$0.000000	\$0.000000	\$0.000000	\$0.000000	\$0.000000	\$0.000000	\$0.000000	\$0.000000
Originating	\$0.01365	\$0.01365	\$0.01365	\$0.01365	\$0.01365	\$0.01365	\$0.01365	\$0.01365
Local Transport Fac Group 2								
Terminating	\$0.000000	\$0.000000	\$0.000000	\$0.000000	\$0.000000	\$0.000000	\$0.000000	\$0.000000
Originating	\$0.00709	\$0.00709	\$0.00709	\$0.00709	\$0.00709	\$0.00709	\$0.00709	\$0.00709
Tandem Switch Fac-Group 1								
Terminating	\$0.000195	\$0.000198	\$0.000201	\$0.000202	\$0.000204(I)	\$0.000204(I)	\$0.000204(I)	\$0.000204(I)
Tandem Switch Fac - Group 2								
Terminating	\$0.000195	\$0.000198	\$0.000201	\$0.000202	\$0.000204(I)	\$0.000204(I)	\$0.000204(I)	\$0.000204(I)

ACCESS SERVICE

17. Rates and Charges – West River Telecommunications Cooperative (Cont'd)

17.4 Rates Schedule for Transition from Non-LTR Rate Design to LTR Rate Design (Cont'd)

17.4.2 Rate Table – IntraLATA (Cont'd)

Rate Element	2013	2014	2015	2016	2017	2018	2019	2020
Tandem Switch Term Group 1								
Terminating	\$0.001017	\$0.001032	\$0.001047	\$0.001053	\$0.001065(I)	\$0.001065(I)	\$0.001065(I)	\$0.001065(I)
Originating	\$0.000000	\$0.000000	\$0.000000	\$0.000000	\$0.000000	\$0.000000	\$0.000000	\$0.000000
Tandem Switch Term Group 2								
Terminating	\$0.001017	\$0.001032	\$0.001047	\$0.001053	\$0.001065(I)	\$0.001065(I)	\$0.001065(I)	\$0.001065(I)
Originating	\$0.000000	\$0.000000	\$0.000000	\$0.000000	\$0.000000	\$0.000000	\$0.000000	\$0.000000
Transitional Rate (All)	\$0.000000	\$0.000000	\$0.000000	\$0.000000	\$0.000000	\$0.000000	\$0.000000	\$0.000000

ACCESS SERVICE

17. Rates and Charges – West River Telecommunications Cooperative (Cont'd)

17.4 Rates Schedule for Transition from Non-LTR Rate Design to LTR Rate Design (Cont'd)

17.4.3 Rate Table – InterLATA (Cont'd)

Rate Element	2013	2014	2015	2016	2017	2018	2019	2020
Local Transport Fac Group 1								
Terminating	\$0.000000	\$0.000000	\$0.000000	\$0.000000	\$0.000000	\$0.000000	\$0.000000	\$0.000000
Originating								
Rate Band 1	\$0.007300	\$0.007300	\$0.007300	\$0.007300	\$0.007300	\$0.007300	\$0.007300	\$0.007300
Rate Band 2	\$0.012800	\$0.012800	\$0.012800	\$0.012800	\$0.012800	\$0.012800	\$0.012800	\$0.012800
Rate Band 3	\$0.029600	\$0.029600	\$0.029600	\$0.029600	\$0.029600	\$0.029600	\$0.029600	\$0.029600
Rate Band 4	\$0.054800	\$0.054800	\$0.054800	\$0.054800	\$0.054800	\$0.054800	\$0.054800	\$0.054800
Rate Band 5	\$0.059100	\$0.059100	\$0.059100	\$0.059100	\$0.059100	\$0.059100	\$0.059100	\$0.059100
Rate Band 6	\$0.055200	\$0.055200	\$0.055200	\$0.055200	\$0.055200	\$0.055200	\$0.055200	\$0.055200
Rate Band 7	\$0.057000	\$0.057000	\$0.057000	\$0.057000	\$0.057000	\$0.057000	\$0.057000	\$0.057000
Local Transport Fac Group 2								
Terminating	\$0.000000	\$0.000000	\$0.000000	\$0.000000	\$0.000000	\$0.000000	\$0.000000	\$0.000000
Originating	\$0.007600	\$0.007600	\$0.007600	\$0.007600	\$0.007600	\$0.007600	\$0.007600	\$0.007600
Tandem Switch Fac-Group 1								
Terminating	\$0.000195	\$0.000198	\$0.000201	\$0.000202	\$0.000204(I)	\$0.000204(I)	\$0.000204(I)	\$0.000204(I)
Originating -	\$0.000000	\$0.000000	\$0.000000	\$0.000000	\$0.000000	\$0.000000	\$0.000000	\$0.000000

ACCESS SERVICE

17. Rates and Charges – West River Telecommunications Cooperative (Cont'd)

17.4 Rates Schedule for Transition from Non-LTR Rate Design to LTR Rate Design (Cont'd)

17.4.3 Rate Table – InterLATA (Cont'd)

Rate Element	2013	2014	2015	2016	2017	2018	2019	2020
Tandem Switch Fac - Group 2								
Terminating	\$0.000195	\$0.000198	\$0.000201	\$0.000202	\$0.000204(I)	\$0.000204(I)	\$0.000204(I)	\$0.000204(I)
Originating	\$0.000000	\$0.000000	\$0.000000	\$0.000000	\$0.000000	\$0.000000	\$0.000000	\$0.000000
Local Transport Term - Group 1								
Terminating	\$0.000000	\$0.000000	\$0.000000	\$0.000000	\$0.000000	\$0.000000	\$0.000000	\$0.000000
Originating	\$0.000000	\$0.000000	\$0.000000	\$0.000000	\$0.000000	\$0.000000	\$0.000000	\$0.000000
Local Transport Term- Group 2								
Terminating	\$0.000000	\$0.000000	\$0.000000	\$0.000000	\$0.000000	\$0.000000	\$0.000000	\$0.000000
Originating	\$0.014500	\$0.014500	\$0.014500	\$0.014500	\$0.014500	\$0.014500	\$0.014500	\$0.014500
Tandem Switch Termination Group 1								
Terminating	\$0.001017	\$0.001032	\$0.001047	\$0.001053	\$0.001065(I)	\$0.001065(I)	\$0.001065(I)	\$0.001065(I)
Originating	\$0.000000	\$0.000000	\$0.000000	\$0.000000	\$0.000000	\$0.000000	\$0.000000	\$0.000000
Tandem Switch Termination Group 2								
Terminating	\$0.001017	\$0.001032	\$0.001047	\$0.001053	\$0.001065(I)	\$0.001065(I)	\$0.001065(I)	\$0.001065(I)
Originating								
Transitional Rate (All)	\$0.000000	\$0.000000	\$0.000000	\$0.000000	\$0.000000	\$0.000000	\$0.000000	\$0.000000

ACCESS SERVICE

17. Rates and Charges – West River Telecommunications Cooperative (Cont'd)

17.4 Rates Schedule for Transition from Non-LTR Rate Design to LTR Rate Design (Cont'd)

17.4.4 Rate Table – Intrastate

Direct Trunked Transport

Direct Trunked Transport will be offered for the first time in July 1, 2013. Rates apply to IntraLATA and InterLATA

Rate Element	2013	2014	2015	2016	2017	2018	2019	2020
Direct Trunked Transport								
Entrance Facility per termination								
Voice Grade two Wire	\$45.65	\$46.30	\$46.97	\$47.25	\$47.78(I)	\$47.78(I)	\$47.78(I)	\$47.78(I)
Voice Grade Four Wire	\$73.06	\$74.10	\$75.18	\$75.62	\$76.47(I)	\$76.47(I)	\$76.47(I)	\$76.47(I)
High Capacity DS1	\$222.58	\$225.76	\$229.04	\$230.39	\$232.97(I)	\$232.97(I)	\$232.97(I)	\$232.97(I)
High Capacity DS3	\$2,032.33	\$2,061.37	\$2,091.34	\$2,103.66	\$2,127.20(I)	\$2,127.20(I)	\$2,127.20(I)	\$2,127.20(I)
Direct Trunked Facility per Mile								
Voice Grade	\$3.25	\$3.30	\$3.35	\$3.37	\$3.41(I)	\$3.41(I)	\$3.41(I)	\$3.41(I)
High Capacity DS1	\$15.25	\$15.47	\$15.69	\$15.78	\$15.96(I)	\$15.96(I)	\$15.96(I)	\$15.96(I)
High Capacity DS3	\$132.84	\$134.74	\$136.70	\$137.51	\$139.05(I)	\$139.05(I)	\$139.05(I)	\$139.05(I)
Direct Trunked Termination per Term								
Voice Grade	\$32.68	\$33.15	\$33.63	\$33.83	\$34.21(I)	\$34.21(I)	\$34.21(I)	\$34.21(I)
High Capacity DS1	\$79.12	\$80.25	\$81.42	\$81.90	\$82.82(I)	\$82.82(I)	\$82.82(I)	\$82.82(I)
High Capacity DS3	\$508.07	\$515.33	\$522.82	\$525.90	\$531.78(I)	\$531.78(I)	\$531.78(I)	\$531.78(I)
Multiplexing Per Arrangement								
DS3 to DS1	\$463.56	\$470.18	\$477.02	\$479.83	\$485.20(I)	\$485.20(I)	\$485.20(I)	\$485.20(I)
DS1 to Voice	\$178.97	\$181.53	\$184.17	\$185.25	\$187.32(I)	\$187.32(I)	\$187.32(I)	\$187.32(I)

ACCESS SERVICE

17. Rates and Charges – Wolverton Telephone Company (Cont'd)

17.4 Rates Schedule for Transition from Non-LTR Rate Design to LTR Rate Design (Cont'd)

17.4.2 Rate Table – IntraLATA (Cont'd)

Rate Element	2013	2014	2015	2016	2017	2018	2019	2020
Tandem Switch Fac								
Terminating	.000195	.000198	.000201	.000202	.000204(I)	.000204(I)	.000204(I)	.000204(I)
Local Transport Fac								
Originating -								
Rate Band 1	.007400	.007400	.007400	.007400	.007400	.007400	.007400	.007400
Rate Band 2	.013000	.013000	.013000	.013000	.013000	.013000	.013000	.013000
Rate Band 3	.030100	.030100	.030100	.030100	.030100	.030100	.030100	.030100
Rate Band 4	.055800	.055800	.055800	.055800	.055800	.055800	.055800	.055800
Rate Band 5	.060200	.060200	.060200	.060200	.060200	.060200	.060200	.060200
Rate Band 6	.056200	.056200	.056200	.056200	.056200	.056200	.056200	.056200
Rate Band 7	.058000	.058000	.058000	.058000	.058000	.058000	.058000	.058000
Tandem Switching								
Terminating	.002564	.002601	.002639	.002655	.002685(I)	.002685(I)	.002685(I)	.002685(I)
Originating	N/A	N/A	N/A	N/A	N/A	N/A	N/A	N/A
Tandem Switch Termination								
Terminating	.001017	.001032	.001047	.001053	.001065(I)	.001065(I)	.001065(I)	.001065(I)
Local Transport Term								
Originating	N/A	N/A	N/A	N/A	N/A	N/A	N/A	N/A
Transitional Rate	N/A	N/A	N/A	N/A	N/A	N/A	N/A	N/A

ACCESS SERVICE

17. Rates and Charges – Wolverton Telephone Company (Cont'd)

17.4 Rates Schedule for Transition from Non-LTR Rate Design to LTR Rate Design (Cont'd)

17.4.3 Rate Table – InterLATA (Cont'd)

Rate Element	2013	2014	2015	2016	2017	2018	2019	2020
Tandem Switch Fac- Terminating	.000195	.000198	.000201	.000202	.000204(I)	.000204(I)	.000204(I)	.000204(I)
Local Transport Fac Originating - Rate Band 1	.007400	.007400	.007400	.007400	.007400	.007400	.007400	.007400
Rate Band 2	.013000	.013000	.013000	.013000	.013000	.013000	.013000	.013000
Rate Band 3	.030100	.030100	.030100	.030100	.030100	.030100	.030100	.030100
Rate Band 4	.055800	.055800	.055800	.055800	.055800	.055800	.055800	.055800
Rate Band 5	.060200	.060200	.060200	.060200	.060200	.060200	.060200	.060200
Rate Band 6	.056200	.056200	.056200	.056200	.056200	.056200	.056200	.056200
Rate Band 7	.058000	.058000	.058000	.058000	.058000	.058000	.058000	.058000
Tandem Switching Terminating	.002564	.002601	.002639	.002655	.002685(I)	.002685(I)	.002685(I)	.002685(I)
Originating	N/A	N/A	N/A	N/A	N/A	N/A	N/A	N/A
Tandem Switch Termination Terminating	.001017	.001032	.001047	.001053	.001065(I)	.001065(I)	.001065(I)	.001065(I)
Local Transport Term Originating	N/A	N/A	N/A	N/A	N/A	N/A	N/A	N/A
Transitional Rate	N/A	N/A	N/A	N/A	N/A	N/A	N/A	N/A

ACCESS SERVICE17. Rates and Charges – Wolverton Telephone Company (Cont'd)17.4 Rates Schedule for Transition from Non-LTR Rate Design to LTR Rate Design (Cont'd)17.4.4 Direct Trunked Transport - Intrastate

Direct Trunked Transport will be offered for the first time in July 1, 2013. Rates apply to IntraLATA and InterLATA.

Rate Element	2013	2014	2015	2016	2017	2018	2019	2020
Direct Trunked Transport								
Entrance Facility per termination								
Voice Grade two Wire	\$79.19	\$80.32	\$81.49	\$81.97	\$82.89(I)	\$82.89(I)	\$82.89(I)	\$82.89(I)
Voice Grade Four Wire	\$126.72	\$128.53	\$130.40	\$131.17	\$132.64(I)	\$132.64(I)	\$132.64(I)	\$132.64(I)
High Capacity DS1	\$386.07	\$391.59	\$397.28	\$399.62	\$404.09(I)	\$404.09(I)	\$404.09(I)	\$404.09(I)
High Capacity DS3	\$3,525.08	\$3,575.45	\$3,627.44	\$3,648.81	\$3,689.64(I)	\$3,689.64(I)	\$3,689.64(I)	\$3,689.64(I)
Direct Trunked Facility per Mile								
Voice Grade	\$5.64	\$5.72	\$5.80	\$5.83	\$5.90(I)	\$5.90(I)	\$5.90(I)	\$5.90(I)
High Capacity DS1	\$26.45	\$26.83	\$27.22	\$27.38	\$27.69(I)	\$27.69(I)	\$27.69(I)	\$27.69(I)
High Capacity DS3	\$230.41	\$233.70	\$237.10	\$238.50	\$241.17(I)	\$241.17(I)	\$241.17(I)	\$241.17(I)
Direct Trunked Termination per Term								
Voice Grade	\$56.69	\$57.50	\$58.34	\$58.68	\$59.34(I)	\$59.34(I)	\$59.34(I)	\$59.34(I)
High Capacity DS1	\$137.24	\$139.20	\$141.22	\$142.05	\$143.64(I)	\$143.64(I)	\$143.64(I)	\$143.64(I)
High Capacity DS3	\$881.25	\$893.84	\$906.84	\$912.18	\$922.39(I)	\$922.39(I)	\$922.39(I)	\$922.39(I)
Multiplexing Per Arrangement								
DS3 to DS1	\$804.04	\$815.53	\$827.39	\$832.26	\$841.57(I)	\$841.57(I)	\$841.57(I)	\$841.57(I)
DS1 to Voice	\$310.43	\$314.87	\$319.45	\$321.33	\$324.93(I)	\$324.93(I)	\$324.93(I)	\$324.93(I)