




June 7, 2017

North Dakota Public Service Commission
Mr. Darrell Nitschke, Executive Secretary
600 E Boulevard, Dept 408
Bismarck, ND 58505-0480



RE: 2017 CAF ICC Data and Local Rate Data Collections

Mr. Nitschke:

We hereby submit the enclosed Local Rate Floor Data, Intrastate TRP, USAC Report with the CAF/ICC Post True-Up Amount and Post True-Up Access Recovery Charge (ARC) Report, along with the associated certifications that were submitted to NECA. Information is being submitted on behalf of the following telecommunications companies:

Polar Communications Mutual Aid Corp	381630
Polar Communications Mutual Aid Corp	381614
Wolverton Telephone Company	381509

If you have any questions please contact me at sflanders@polartel.com or 701-284-4343. Thank you.

Sincerely,

Shari Flanders
CFO

Enclosures



2017 CAF ICC Data Collection

[NECA Home](#) [NECA Data Collections](#) [Contact Us](#) [CAF ICC - Instructions & Documents](#) [Paper Certification Tracking](#) [Logout](#)

Logged in User: Patricia Hoyt



[Home](#) [Select Company](#) [Main Page](#) [Study Area Data Input Menu](#) ▶ [CAF & ARC Output](#) ▶ [Historic Reports](#) ▶ [E-Certification](#) ▶

Study Area: POLAR COMM MUT AID (ID: 381630)
Holding Company: POLAR COMM. MUTUAL AID (ID: 200000267)

Access Recovery Charges

Recalculate ARC Rates & CAF Support revenues

Test Period 2017-18 Pre-True-up View Test Period 2017-18 Post-True-Up (Filing) View

Test Period 2017-2018 Post True-Up (Filing) View

Exchange/Zone Name	Residential Lines excluding Lifelines	Residential ARC	Residential ARC Revenue	SLB Lines	SLB ARC	SLB ARC Revenue	MLB Lines	MLB ARC	MLB ARC Revenue	Total ARC Revenue
Aneta	151	\$3.00	\$5,436.00							
Arthur	144	\$3.00	\$5,184.00							
Brocket	67	\$3.00	\$2,412.00							
Cavalier	879	\$3.00	\$31,644.00							
Crystal	124	\$3.00	\$4,464.00							
Dahlen	31	\$3.00	\$1,116.00							
Drayton	282	\$3.00	\$10,152.00							
East Drayton	26	\$3.00	\$936.00							
Edinburg	261	\$3.00	\$9,396.00							
Fairdale	31	\$3.00	\$1,116.00							
Galesburg	111	\$3.00	\$3,996.00							
Hoople	157	\$3.00	\$5,652.00							
Hunter	148	\$3.00	\$5,328.00							
Inkster	59	\$3.00	\$2,124.00							
Lankin	69	\$3.00	\$2,484.00							
Michigan	135	\$3.00	\$4,860.00							
Neché	165	\$3.00	\$5,940.00							
Nekoma	37	\$3.00	\$1,332.00							
Niagara	111	\$3.00	\$3,996.00							
Park River	770	\$3.00	\$27,720.00							
Petersburg	84	\$3.00	\$3,024.00							
Saint Thomas	162	\$3.00	\$5,832.00							
Study Area Summary	4004		\$144,144.00	798	\$3.00	\$28,728.00	1158	\$3.00	\$41,688.00	\$214,560.00

© 2017 NECA
Terms of Use | Privacy Policy



2017 CAF ICC Data Collection

[NECA Home](#)
[NECA Data Collections](#)
[Contact Us](#)
[CAF ICC - Instructions & Documents](#)
[Paper Certification Tracking](#)
[Logout](#)

Logged in User: Patricia Hoyt



[Home](#)
[Select Company](#)
[Main Page](#)
[Study Area Data Input Menu](#)
[CAF & ARC Output](#)
[Historic Reports](#)
[E-Certification](#)

Study Area: POLAR COMM MUT AID (ID: 381630)

Holding Company: POLAR COMM. MUTUAL AID (ID: 200000267)

Study Area USAC Reports

[View Printer-friendly report]

2017 USAC Data Report (Test Period 2017-2018)

CONNECT AMERICA FUND

Data to be provided to USAC/FCC in June 2017 for CAF ICC Purposes

Current Settlement Type: Cost

Test Period 7/1/17-6/30/18 Post True-up (Filing) View

Rate-of-Return (ROR) Carrier Revenue Requirement		
1	2011 Interstate Switched Access Revenue Requirement	\$1,462,354
2	FY 2011 Intrastate Terminating Switched Access Revenues	\$503,148
3	FY 2011 Net Reciprocal Compensation Revenues	\$75,747
4	2011 ROR Carrier Base Period Revenue (Line 1 + Line 2 + Line 3)	\$2,041,249
5	ROR Carrier Baseline Adjustment Factor (0.95 ^ 6)	0.735092
6	ROR Carrier Revenue Requirement (Line 4 x Line 5)	\$1,500,506
7	Pool Administration Expenses	\$49,115
8	Total ROR Carrier Revenue Requirement (Line 6 + Line 7)	\$1,549,621
Revenues from Reformed Intercarrier Compensation (ICC) Rates		
9	Interstate Switched Access Revenues	\$281,837
10	Interstate Allocated Switched Access Revenues#	\$360,101
11	Transitional Intrastate Access Service Revenues	\$40,983
12	Net Transitional Reciprocal Compensation Revenues	\$0
13	Total ICC Revenue (Line 10 + Line 11 + Line 12)	\$401,084
Eligible Recovery		
14	TRS Increment	\$0
15	Regulatory Fees Increment	\$0
16	NANPA Increment	\$0
17	Interstate Local Switching Support for Price Cap Affiliates	\$0
18	Adjustment for Double Recovery or Corrections	(\$56,236)
19	Test Period 15/16 Trueup - Net Impact on Total Eligible Recovery	\$65,356
20	Eligible Recovery (Line 8 - Line 13) + (Line 14 + Line 15 + Line 16 + Line 18 + Line 19) - (Line 17)	\$1,157,657
Revenues from Access Recovery Charges (ARC)		
21	Residential ARC Revenues	\$144,144
22	Single Line Business ARC Revenues	\$28,728
23	Multi-Line Business ARC Revenues	\$41,688
24	Total ARC Revenues (Line 21 + Line 22 + Line 23)	\$214,560
Connect America Fund (CAF) ICC Support**		
25	Connect America Fund (CAF) ICC Support (Line 20 - Line 24)	\$943,097
Revised CAF ICC Support with Imputed ARC Revenues for Broadband-Only Loops		
26	ARC Revenue Adjustment	\$0
27	Adjusted Test Period 2017-2018 CAFICC Support (Line 25 - Line 26)	\$943,097

NOTES:

#Per FCC Designation Order, calculated as (Sum of Line 9 for all TS pool participants) * (Line 1/ Sum of Line 1 for all TS pool participants)

**NECA estimate provided for informational purposes only - actual to be calculated by USAC.



2017 CAF ICC Data Collection

NECA Home NECA Data Collections Contact Us CAF ICC - Instructions & Documents Paper Certification Tracking Logout

Logged in User: Patricia Hoyt



Home Select Company Main Page Study Area Data Input Menu > CAF & ARC Output > Historic Reports > E-Certification >

Study Area: POLAR COMM MUT AID (ID: 381630)
Holding Company: POLAR COMM. MUTUAL AID (ID: 200000267)

Intrastate Revenues (FCC TRP exhibit)

- Option 1: View TRP Output in Excel
- Option 2: Download TRP Data in Excel

Intrastate Revenues

Test Year 2017-2018 Expected Maximum Intrastate Revenue: **\$0.00**

Col D ---	Col E ---	Col F ---	Col G ---	Col H ---	Col I ---	Col J -- H*I	Col K ---	Col L ---	Col M -- [[L/K]^(12/24)-1]*100	Col N -- H*L
Rate Element Description	Unit of Demand	7/1/2017 Interstate Rate	Test Year 2016-2017 Current Intrastate Rate	7/1/2017 Proposed Intrastate Rate	FY 2011 Intrastate Units: Terminating for Non-Dedicated or Originating and Terminating for Dedicated Elements	Intrastate Price-out with 7/1/2017 proposed intrastate rate and FY2011 Demand	FY 2016 Intrastate Units: Terminating for Non-Dedicated and total for Dedicated Elements	Test Year 2017-2018 Forecasted Intrastate Units	Intrastate Units Growth Rate %	TY 2017-18 Forecasted Intrastate Revenue
Terminating End Office Access Service	MOU	\$0.00356700	\$0.00500000	\$0.00356700	5,139,960.00	\$18,334.24	0.00	0.00	0.00%	\$0.00
Terminating End Office, Premium, per access minute										
Terminating End Office Access Service	MOU	\$0.00356700	\$0.00500000	\$0.00356700	0.00	\$0.00	0.00	0.00	0.00%	\$0.00
Terminating End Office, Non-Premium, per access minute										
Entrance Facility, Per Termination Voice Grade Two Wire	Termination	\$82.89	\$80.32	\$82.89	0.00	\$0.00	0.00	0.00	0.00%	\$0.00
Entrance Facility, Per Termination Voice Grade Four Wire	Termination	\$132.64	\$128.53	\$132.64	0.00	\$0.00	0.00	0.00	0.00%	\$0.00
Entrance Facility, Per Termination High Capacity DS1	Termination	\$404.09	\$391.59	\$404.09	0.00	\$0.00	0.00	0.00	0.00%	\$0.00
Entrance Facility, Per Termination High Capacity DS3	Termination	\$3,689.64	\$3,575.45	\$3,689.64	0.00	\$0.00	0.00	0.00	0.00%	\$0.00
Entrance Facility, Per Termination Synchronous Optical Channel OC3	Termination	\$3,762.33	\$3,645.90	\$3,762.33	0.00	\$0.00	0.00	0.00	0.00%	\$0.00
Entrance Facility, Per Termination Synchronous Optical Channel OC12	Termination	\$4,016.95	\$3,892.64	\$4,016.95	0.00	\$0.00	0.00	0.00	0.00%	\$0.00
Entrance Facility, Per Termination ESALT 2 Mbps	Circuit	\$715.72	\$0.00000000	\$715.72	0.00	\$0.00	0.00	0.00	0.00%	\$0.00
Entrance Facility, Per Termination ESALT 10 Mbps	Circuit	\$771.41	\$0.00000000	\$771.41	0.00	\$0.00	0.00	0.00	0.00%	\$0.00
Entrance Facility, Per Termination ESALT 50 Mbps	Circuit	\$999.41	\$0.00000000	\$999.41	0.00	\$0.00	0.00	0.00	0.00%	\$0.00
Direct Trunked Transport Facility/ Mile Voice Grade -	Mile	\$5.90	\$5.72	\$5.90	0.00	\$0.00	0.00	0.00	0.00%	\$0.00

Two Wire & Four Wire											
Direct Trunked Transport Facility/ Mile High Capacity DS1	Mile	\$27.69	\$26.83	\$27.69	0.00	\$0.00	0.00	0.00	0.00%	\$0.00	
Direct Trunked Transport Facility/ Mile High Capacity DS3	Mile	\$241.17	\$233.70	\$241.17	0.00	\$0.00	0.00	0.00	0.00%	\$0.00	
Direct Trunked Transport Facility/ Mile Synchronous Optical Channel OC3	Mile	\$258.16	\$250.17	\$258.16	0.00	\$0.00	0.00	0.00	0.00%	\$0.00	
Direct Trunked Transport Facility/ Mile Synchronous Optical Channel OC12	Mile	\$324.04	\$314.00	\$324.04	0.00	\$0.00	0.00	0.00	0.00%	\$0.00	
Direct Trunked Transport Facility/ Mile ESALT 2 Mbps DTF-E1	Circuit Miles	\$81.54	\$0.00000000	\$81.54	0.00	\$0.00	0.00	0.00	0.00%	\$0.00	
Direct Trunked Transport Facility/ Mile ESALT 2 Mbps DTF-E2	Circuit Miles	\$54.37	\$0.00000000	\$54.37	0.00	\$0.00	0.00	0.00	0.00%	\$0.00	
Direct Trunked Transport Facility/ Mile ESALT 2 Mbps DTF-E3	Circuit Miles	\$80.96	\$0.00000000	\$80.96	0.00	\$0.00	0.00	0.00	0.00%	\$0.00	
Direct Trunked Transport Facility/ Mile ESALT 2 Mbps DTF-E4	Circuit Miles	\$135.57	\$0.00000000	\$135.57	0.00	\$0.00	0.00	0.00	0.00%	\$0.00	
Direct Trunked Transport Facility/ Mile ESALT 10 Mbps DTF-E1	Circuit Miles	\$206.76	\$0.00000000	\$206.76	0.00	\$0.00	0.00	0.00	0.00%	\$0.00	
Direct Trunked Transport Facility/ Mile ESALT 10 Mbps DTF-E2	Circuit Miles	\$124.07	\$0.00000000	\$124.07	0.00	\$0.00	0.00	0.00	0.00%	\$0.00	
Direct Trunked Transport Facility/ Mile ESALT 10 Mbps DTF-E3	Circuit Miles	\$203.79	\$0.00000000	\$203.79	0.00	\$0.00	0.00	0.00	0.00%	\$0.00	
Direct Trunked Transport Facility/ Mile ESALT 10 Mbps DTF-E4	Circuit Miles	\$417.99	\$0.00000000	\$417.99	0.00	\$0.00	0.00	0.00	0.00%	\$0.00	
Direct Trunked Transport Facility/ Mile ESALT 50 Mbps DTF-E1	Circuit Miles	\$578.95	\$0.00000000	\$578.95	0.00	\$0.00	0.00	0.00	0.00%	\$0.00	
Direct Trunked Transport Facility/ Mile ESALT 50 Mbps DTF-E2	Circuit Miles	\$385.99	\$0.00000000	\$385.99	0.00	\$0.00	0.00	0.00	0.00%	\$0.00	
Direct Trunked Transport Facility/ Mile ESALT 50 Mbps DTF-E3	Circuit Miles	\$665.56	\$0.00000000	\$665.56	0.00	\$0.00	0.00	0.00	0.00%	\$0.00	
Direct Trunked Transport Facility/ Mile ESALT 50 Mbps DTF-E4	Circuit Miles	\$1,186.15	\$0.00000000	\$1,186.15	0.00	\$0.00	0.00	0.00	0.00%	\$0.00	
Direct Trunked Transport Facility/Termination Voice Grade - Two Wire & Four Wire	Termination	\$59.34	\$57.50	\$59.34	0.00	\$0.00	0.00	0.00	0.00%	\$0.00	
Direct Trunked Transport Facility/Termination High Capacity DS1	Termination	\$143.64	\$139.20	\$143.64	0.00	\$0.00	0.00	0.00	0.00%	\$0.00	
Direct Trunked Transport Facility/Termination High Capacity DS3	Termination	\$922.39	\$893.84	\$922.39	0.00	\$0.00	0.00	0.00	0.00%	\$0.00	

Direct Trunked Transport Facility/Termination Synchronous Optical Channel OC3	Termination	\$960.40	\$930.68	\$960.40	0.00	\$0.00	0.00	0.00	0.00%	\$0.00
Direct Trunked Transport Facility/Termination Synchronous Optical Channel OC12	Termination	\$2,091.09	\$2,026.38	\$2,091.09	0.00	\$0.00	0.00	0.00	0.00%	\$0.00
Direct Trunked Transport Facility/Termination ESALT 2 Mbps	Circuit terms	\$190.28	\$0.00000000	\$190.28	0.00	\$0.00	0.00	0.00	0.00%	\$0.00
Direct Trunked Transport Facility/Termination ESALT 10 Mbps	Circuit terms	\$232.62	\$0.00000000	\$232.62	0.00	\$0.00	0.00	0.00	0.00%	\$0.00
Direct Trunked Transport Facility/Termination ESALT 50 Mbps	Circuit terms	\$284.31	\$0.00000000	\$284.31	0.00	\$0.00	0.00	0.00	0.00%	\$0.00
Multiplexing, Per Arrangement DS3 to DS1	Termination	\$841.57	\$815.53	\$841.57	0.00	\$0.00	0.00	0.00	0.00%	\$0.00
Multiplexing, Per Arrangement DS1 to Voice	Termination	\$324.93	\$314.87	\$324.93	0.00	\$0.00	0.00	0.00	0.00%	\$0.00
Customer Node Per Node OC3 155.52 Mbps	Port	\$873.63	\$846.59	\$873.63	0.00	\$0.00	0.00	0.00	0.00%	\$0.00
Customer Node Per Node OC12 622.08 Mbps	Port	\$2,523.83	\$2,445.73	\$2,523.83	0.00	\$0.00	0.00	0.00	0.00%	\$0.00
Customer Premises Port, Per Port OC3 155.52 Mbps	Port	\$286.65	\$277.78	\$286.65	0.00	\$0.00	0.00	0.00	0.00%	\$0.00
Customer Premises Port, Per Port STS-1 51.84 Mbps	Port	\$344.18	\$333.53	\$344.18	0.00	\$0.00	0.00	0.00	0.00%	\$0.00
Customer Premises Port, Per Port DS3 44.736 Mbps	Port	\$344.18	\$333.53	\$344.18	0.00	\$0.00	0.00	0.00	0.00%	\$0.00
Customer Premises Port, Per Port DS1 1.544 Mbps	Port	\$88.22	\$85.49	\$88.22	0.00	\$0.00	0.00	0.00	0.00%	\$0.00
Add/Drop Multiplexing Central Office Port, Per Port DS1 1.544 Mbps	Port	\$70.58	\$68.40	\$70.58	0.00	\$0.00	0.00	0.00	0.00%	\$0.00
Add/Drop Multiplexing Central Office Port, Per Port OC3 155.52 Mbps	Port	\$286.65	\$277.78	\$286.65	0.00	\$0.00	0.00	0.00	0.00%	\$0.00
Add/Drop Multiplexing Central Office Port, Per Port DS3 44.736 Mbps	Port	\$176.48	\$171.02	\$176.48	0.00	\$0.00	0.00	0.00	0.00%	\$0.00
Network Blocking, Per Blocked Call	Call	\$0.01670000	\$0.00000000	\$0.01670000	0.00	\$0.00	0.00	0.00	0.00%	\$0.00
Network Blocking, Per Blocked Call, Applies to FGD only										
ESALT Real Time CoS/QoS, Per ESALT DTF-E1 Facility ESALT 2 Mbps	Facility	\$15.57	\$0.00000000	\$15.57	0.00	\$0.00	0.00	0.00	0.00%	\$0.00
ESALT Real Time CoS/QoS, Per ESALT DTF-E1 Facility ESALT 10 Mbps	Facility	\$77.87	\$0.00000000	\$77.87	0.00	\$0.00	0.00	0.00	0.00%	\$0.00
ESALT Real Time CoS/QoS, Per ESALT DTF-E1	Facility	\$242.30	\$0.00000000	\$242.30	0.00	\$0.00	0.00	0.00	0.00%	\$0.00


Facility ESALT 50 Mbps										
ESALT Entrance Facility Protection, Per ESALT Entrance Facility ESALT 2 Mbps	Circuit	\$289.05	\$0.00000000	\$289.05	0.00	\$0.00	0.00	0.00	0.00%	\$0.00
ESALT Entrance Facility Protection, Per ESALT Entrance Facility ESALT 10 Mbps	Circuit	\$289.05	\$0.00000000	\$289.05	0.00	\$0.00	0.00	0.00	0.00%	\$0.00
ESALT Entrance Facility Protection, Per ESALT Entrance Facility ESALT 50 Mbps	Circuit	\$289.05	\$0.00000000	\$289.05	0.00	\$0.00	0.00	0.00	0.00%	\$0.00
Common Channel Signaling Network Connection Signaling Mileage Facility, Per Mile	Mile	\$7.96	\$7.71	\$7.96	0.00	\$0.00	0.00	0.00	0.00%	\$0.00
Common Channel Signaling Network Connection Signaling Mileage Termination, Per Termination	Termination	\$79.87	\$77.40	\$79.87	0.00	\$0.00	0.00	0.00	0.00%	\$0.00
Common Channel Signaling Network Connection Signaling Entrance Facility, Per Facility	Facility	\$152.98	\$148.24	\$152.98	0.00	\$0.00	0.00	0.00	0.00%	\$0.00
Common Channel Signaling Network Connection STP Port, Per Port	Port	\$788.31	\$763.92	\$788.31	0.00	\$0.00	0.00	0.00	0.00%	\$0.00
Terminating Tandem Switched Transport Terminating Tandem Switched Transport Facility	Minutes / Mile	\$0.00043800	\$0.00043300	\$0.00043800	165,664,782.00	\$72,561.17	0.00	0.00	0.00%	\$0.00
Terminating Tandem Switched Transport Terminating Tandem Switched Termination	Minutes	\$0.00227200	\$0.00224700	\$0.00227200	11,102,724.00	\$25,225.39	0.00	0.00	0.00%	\$0.00
Terminating Tandem Switched Transport Terminating Tandem Switching	Minutes	\$0.00573100	\$0.00566800	\$0.00573100	4,214,086.00	\$24,150.93	0.00	0.00	0.00%	\$0.00
Nonrecurring Charges Voice Grade Two Wire	Facility	\$489.27	\$474.14	\$489.27	0.00	\$0.00	0.00	0.00	0.00%	\$0.00
Nonrecurring Charges Voice Grade Four Wire	Facility	\$489.27	\$474.14	\$489.27	0.00	\$0.00	0.00	0.00	0.00%	\$0.00
Nonrecurring Charges High Capacity DS1	Facility	\$358.81	\$347.70	\$358.81	0.00	\$0.00	0.00	0.00	0.00%	\$0.00
Nonrecurring Charges High Capacity DS3	Facility	\$483.84	\$468.87	\$483.84	0.00	\$0.00	0.00	0.00	0.00%	\$0.00
Nonrecurring Charges Synchronous Optical Channel OC3	Facility	\$391.42	\$379.30	\$391.42	0.00	\$0.00	0.00	0.00	0.00%	\$0.00
Nonrecurring Charges Synchronous Optical Channel OC12	Facility	\$391.42	\$379.30	\$391.42	0.00	\$0.00	0.00	0.00	0.00%	\$0.00
Nonrecurring Charges Interim NXX Translation, Per Order	Order	\$239.21	\$231.80	\$239.21	0.00	\$0.00	0.00	0.00	0.00%	\$0.00
Nonrecurring	Order	\$480.57	\$465.70	\$480.57	0.00	\$0.00	0.00	0.00	0.00%	\$0.00

Charges FGC and FGD Conversion of Multifrequency Address Signaling to SS7 Signaling or SS7 Signaling to Multifrequency Address Signaling, per 24 trunks converted or fraction thereof on a per order basis										
Nonrecurring Charges Trunk Activation, per 24 trunks activated or fraction thereof on a per order basis	Order	\$499.05	\$483.61	\$499.05	0.00	\$0.00	0.00	0.00	0.00%	\$0.00
Nonrecurring Charges Flexible Automatic Number Identification (Flex ANI), per End Office, per CIC	End Office	\$0.00000000	\$0.00000000	\$0.00000000	0.00	\$0.00	0.00	0.00	0.00%	\$0.00
Nonrecurring Charges ESALT 2 Mbps	Facility	\$579.87	\$0.00000000	\$579.87	0.00	\$0.00	0.00	0.00	0.00%	\$0.00
Nonrecurring Charges ESALT 10 Mbps	Facility	\$579.87	\$0.00000000	\$579.87	0.00	\$0.00	0.00	0.00	0.00%	\$0.00
Nonrecurring Charges ESALT 50 Mbps	Facility	\$579.87	\$0.00000000	\$579.87	0.00	\$0.00	0.00	0.00	0.00%	\$0.00
Nonrecurring Charges ESALT Direct Trunked Termination, per ESALT Direct Trunked Termination installed	Order	\$382.04	\$0.00000000	\$382.04	0.00	\$0.00	0.00	0.00	0.00%	\$0.00
Nonrecurring Charges ESALT Entrance Facility Protection, per ESALT Entrance Facility	Facility	\$586.14	\$0.00000000	\$586.14	0.00	\$0.00	0.00	0.00	0.00%	\$0.00
						\$140,271.73				\$0.00


TO BE COMPLETED BY AN OFFICER OF THE REPORTING CARRIER

Certification of Officer for Rate-of-Return Carrier Not Seeking Duplicative Recovery

I certify that I am an officer of the reporting carrier and that, to the best of my knowledge, this reporting carrier is not seeking duplicative recovery in the state jurisdiction for any Eligible Recovery subject to the recovery mechanism as per 51.917(d)(vii).

Name of Reporting Carrier: Polar Communications Mutual Aid Corp			
Signature of authorized officer: 		Date:	5/17/2017
Printed name of authorized officer: Karl Blake			
Title or position of authorized officer: General Manager/CEO			
Telephone number of authorized officer: (701) 284-7221			
Study Area Code of Reporting Carrier	381630	Filing Due Date for this form (mm/dd/yyyy)	6/16/2017
<p>Persons willfully making false statements on this form can be punished by fine or forfeiture under the Communications Act of 1934, 47 U.S.C. §§ 502, 503(b), or fine or imprisonment under Title 18 of the United States Code, 18 U.S.C. § 1001.</p>			


TO BE COMPLETED BY THE REPORTING CARRIER, IF AN AGENT IS FILING DATA ON THE CARRIER'S BEHALF:

Certification of Officer to Authorize an Agent to File Data Reported on Behalf of Reporting Carrier			
I certify that (Name of Agent) <u>National Exchange Carrier Association, Inc. (NECA)</u> is authorized to submit the information reported on behalf of the reporting carrier. I also certify that I am an officer of the reporting carrier; my responsibilities include ensuring the accuracy of the data provided to the Authorized Agent; and, to the best of my knowledge, the actual data provided to the Authorized Agent are accurate.			
Name of Authorized Agent <u>National Exchange Carrier Association, Inc. (NECA)</u>			
Name of Reporting Carrier <u>Polar Communications Mutual Aid Corp</u>			
Signature of Authorized Officer 			Date <u>5/17/2017</u>
Printed name of Authorized Officer <u>Karl Blake</u>			
Title or position of Authorized Officer <u>General Manager/CEO</u>			
Telephone number of Authorized Officer: <u>(701) 284-7221</u> ext. _____			
Study Area Code of Reporting Carrier	<u>381630</u>	Filing Due Date for this form (mm/dd/yyyy)	<u>6/16/2017</u>
Persons willfully making false statements on this form can be punished by fine or forfeiture under the Communications Act of 1934, 47 U.S.C. §§ 502, 503(b), or fine or imprisonment under Title 18 of the United States Code, 18 U.S.C. § 1001.			

TO BE COMPLETED BY AN OFFICER OF THE REPORTING CARRIER

Certification of Officer for Rate-of-Return Carrier Eligibility for CAF/ICC Recovery

I certify that I am an officer of the reporting carrier and that, to the best of my knowledge, the reporting carrier on this form certifies that it has complied with Eligible Recovery §51.917(d) and Access Recovery Charge §51.917(e) and is eligible to receive the CAF/ICC support requested pursuant to §51.917(f).

Name of Reporting Carrier				Polar Communications Mutual Aid Corp	
Signature of authorized officer				Date	5/17/2017
Printed name of authorized officer		Karl Blake			
Title or position of authorized officer		General Manager/CEO			
Telephone number of authorized officer:		(701) 284-7221 _{ext.}			
Study Area Code of Reporting Carrier		381630	Filing Due Date for this form (mm/dd/yyyy)	6/16/2017	

Persons willfully making false statements on this form can be punished by fine or forfeiture under the Communications Act of 1934, 47 U.S.C. §§ 502, 503(b), or fine or imprisonment under Title 18 of the United States Code, 18 U.S.C. § 1001.


TO BE COMPLETED BY THE REPORTING CARRIER,

Certification of Officer as to the Accuracy of the CAF ICC Data Reported

I certify that I am an officer of the reporting carrier; my responsibilities include ensuring the accuracy of the actual data reported; and, to the best of my knowledge, the information reported on this form is accurate.

Name of Reporting Carrier: Polar Communications Mutual Aid Corp

Signature of Authorized Officer



Date 5/17/2017

Printed name of Authorized Officer Karl Blake

Title or position of Authorized Officer General Manager/CEO

Telephone number of Authorized Officer: (701) 284-7221, ext.

Study Area Code of Reporting Carrier

381630

Filing Due Date for this form
(mm/dd/yyyy)

6/16/2017

Persons willfully making false statements on this form can be punished by fine or forfeiture under the Communications Act of 1934, 47 U.S.C. §§ 502, 503(b), or fine or imprisonment under Title 18 of the United States Code, 18 U.S.C. § 1001.

RATE FLOOR DATA COLLECTION - OMB Control Number 3060-0986

Block 1 - Contact Information

ROW #	DATA ELEMENT	FORMAT OF REQUESTED DATA	RESPONSE
1	Carrier Study Area Code	6 numeric digits	381630
2	Carrier Study Area Name	alpha characters	POLAR COMMUNICATIONS MUTUAL AID CORP
3	Service Provider Identification Number	9 numeric digits	143002212
4	Residential Local Service Charge Effective Date	mm/dd/yy	06/01/17
5	Contact Name	alpha characters	Flanders, Shari
6	Contact Telephone Number (include area code)	9 numeric digits	701-284-4343
7	Sheet Number	numeric digit(s)	
8	Total Number of Sheets	numeric digit(s)	

Block 2 - Residential Local Service Rates, Fees, and Line Counts

Column 1 Residential Local Service Charge	Column 2 State Subscriber Line Charge	Column 3 State Universal Service Fee	Column 4 Mandatory Extended Area Service Charge	Column 5 Loops	Column 6 Exchange Name/ Zone Name	Column 7 Class Of Service
18.00	0.00	0.00	0.00	29	East Drayton	Res Flat Rate
18.00	0.00	0.00	0.00	167	St Thomas	Res Flat Rate
18.00	0.00	0.00	0.00	1	St Thomas	Lifeline
18.00	0.00	0.00	0.00	141	Michigan	Res Flat Rate
18.00	0.00	0.00	0.00	7	Michigan	Lifeline
18.00	0.00	0.00	0.00	901	Cavalier	Res Flat Rate
18.00	0.00	0.00	0.00	34	Cavalier	Lifeline
18.00	0.00	0.00	0.00	774	Park River	Res Flat Rate
18.00	0.00	0.00	0.00	24	Park River	Lifeline
18.00	0.00	0.00	0.00	154	Aneta	Res Flat Rate
18.00	0.00	0.00	0.00	10	Aneta	Lifeline
18.00	0.00	0.00	0.00	85	Petersburg	Res Flat Rate
18.00	0.00	0.00	0.00	4	Petersburg	Lifeline
18.00	0.00	0.00	0.00	33	Dahlen	Res Flat Rate
18.00	0.00	0.00	0.00	115	Niagara	Res Flat Rate
18.00	0.00	0.00	0.00	4	Niagara	Lifeline
18.00	0.00	0.00	0.00	289	Drayton	Res Flat Rate

Block 1 - Contact Information


ROW #	DATA ELEMENT	FORMAT OF REQUESTED DATA	RESPONSE
1	Carrier Study Area Code	6 numeric digits	381630
2	Carrier Study Area Name	alpha characters	POLAR COMMUNICATIONS MUTUAL AID CORP
3	Service Provider Identification Number	9 numeric digits	143002212
4	Residential Local Service Charge Effective Date	mm/dd/yy	06/01/17
5	Contact Name	alpha characters	Flanders, Shari
6	Contact Telephone Number (include area code)	9 numeric digits	701-284-4343
7	Sheet Number	numeric digit(s)	
8	Total Number of Sheets	numeric digit(s)	

Block 2- Residential Local Service Rates, Fees, and Line Counts

26	18.00	0.00	0.00	5	Drayton	Lifeline
27	16.00	0.00	0.00	112	Galesburg	Res Flat Rate
28	16.00	0.00	0.00	1	Galesburg	Lifeline
29	18.00	0.00	0.00	73	Lankin	Res Flat Rate
30	18.00	0.00	0.00	4	Lankin	Lifeline
31	18.00	0.00	0.00	77	Brocket	Res Flat Rate
32	18.00	0.00	0.00	1	Brocket	Lifeline
33	18.00	0.00	0.00	132	Crystal	Res Flat Rate
34	18.00	0.00	0.00	3	Crystal	Lifeline
35	18.00	0.00	0.00	61	Inkster	Res Flat Rate
36	16.00	0.00	0.00	150	Hunter	Res Flat Rate
37	16.00	0.00	0.00	2	Hunter	Lifeline
38	18.00	0.00	0.00	171	Neché	Res Flat Rate
39	18.00	0.00	0.00	3	Neché	Lifeline
40	18.00	0.00	0.00	167	Hoople	Res Flat Rate
41	18.00	0.00	0.00	6	Hoople	Lifeline
42	18.00	0.00	0.00	41	Nekoma	Res Flat Rate
43	18.00	0.00	0.00	34	Fairdale	Res Flat Rate
44	16.00	0.00	0.00	146	Arthur	Res Flat Rate
45	16.00	0.00	0.00	5	Arthur	Lifeline
46	18.00	0.00	0.00	262	Edinburg	Res Flat Rate
47	18.00	0.00	0.00	9	Edinburg	Lifeline

Rate Floor Data


TO BE COMPLETED BY THE REPORTING CARRIER, IF AN AGENT IS FILING RATE FLOOR DATA ON THE CARRIER'S BEHALF:

<p>Certification of Officer to Authorize an Agent to File Rate Floor Data on Behalf of Reporting Carrier</p> <p>I certify that <u>National Exchange Carrier Association (NECA)</u> is authorized to submit the information reported on behalf of the reporting carrier. I also certify that I am an officer of the reporting carrier; my responsibilities include ensuring the accuracy of the actual rate floor data provided to the authorized agent; and, to the best of my knowledge, the actual rate floor data provided to the authorized agent is accurate.</p> <p>I certify that I am authorized to submit the information reported on this form on behalf of the reporting carrier; that I have provided the information reported herein based on data provided by the reporting carrier; and to the best of my knowledge the information reported herein is accurate.</p>			
Name of Authorized Agent <u>National Exchange Carrier Association (NECA)</u>			
Name of Reporting Carrier <u>Polar Communications</u>			
Signature of authorized officer 			Date <u>5/31/2017</u>
Printed name of authorized officer <u>Karl Blake</u>			
Title or position of authorized officer <u>GM/CEO</u>			
Telephone number of authorized officer: <u>(701) 284-7221</u> ext.			
Study Area Code of Reporting Carrier	<u>381630</u>	Filing Due Date for this form (mm/dd/yyyy)	<u>07/01/2017</u>

Rate Floor Template

Certification of Officer as to the Accuracy of the Data Reported for the Rate Floor Data

I certify that I am an officer of the reporting carrier; my responsibilities include ensuring the accuracy of the actual rate floor data reported; and, to the best of my knowledge, the information reported on this form is accurate.

Name of Reporting Carrier Polar Communications			
Signature of authorized officer 		Date 5/31/2017	
Printed name of authorized officer Karl Blake			
Title or position of authorized officer GM/CEO			
Telephone number of authorized officer: (701) 284-7221, ext.			
Study Area Code of Reporting Carrier	381630	Filing Due Date for this form (mm/dd/yyyy)	07/01/2017



2017 CAF ICC Data Collection

[NECA Home](#)
[NECA Data Collections](#)
[Contact Us](#)
[CAF ICC - Instructions & Documents](#)
[Paper Certification Tracking](#)
[Logout](#)

Logged in User: Patricia Hoyt



[Home](#)
[Select Company](#)
[Main Page](#)
[Study Area Data Input Menu](#)
[CAF & ARC Output](#)
[Historic Reports](#)
[E-Certification](#)

Study Area: POLAR COMM MUT AID-A (ID: 381614)

Holding Company: POLAR COMM. MUTUAL AID (ID: 200000267)

Access Recovery Charges

Recalculate ARC Rates & CAF Support revenues

[Test Period 2017-18 Pre-True-up View](#)
[Test Period 2017-18 Post-True-Up \(Filing\) View](#)

Test Period 2017-2018 Post True-Up (Filing) View

Exchange/Zone Name	Residential Lines excluding Lifelines	Residential ARC	Residential ARC Revenue	SLB Lines	SLB ARC	SLB ARC Revenue	MLB Lines	MLB ARC	MLB ARC Revenue	Total ARC Revenue
Adams	94	\$3.00	\$3,384.00							
Edmore	118	\$3.00	\$4,248.00							
Fordville	106	\$3.00	\$3,816.00							
Gilby	115	\$3.00	\$4,140.00							
Lakota	318	\$3.00	\$11,448.00							
Pembina	228	\$3.00	\$8,208.00							
Saint Vincent	30	\$3.00	\$1,080.00							
Study Area Summary	1009		\$36,324.00	180	\$3.00	\$6,480.00	482	\$3.00	\$17,352.00	\$60,156.00

© 2017 NECA
Terms of Use | Privacy Policy



2017 CAF ICC Data Collection

[NECA Home](#)
[NECA Data Collections](#)
[Contact Us](#)
[CAF ICC - Instructions & Documents](#)
[Paper Certification Tracking](#)
[Logout](#)

Logged in User: Patricia Hoyt



[Home](#)
[Select Company](#)
[Main Page](#)
[Study Area Data Input Menu](#)
[CAF & ARC Output](#)
[Historic Reports](#)
[E-Certification](#)

Study Area: POLAR COMM MUT AID-A (ID: 381614)

Holding Company: POLAR COMM. MUTUAL AID (ID: 20000267)

Study Area USAC Reports

[View Printer-friendly report]

2017 USAC Data Report (Test Period 2017-2018)

CONNECT AMERICA FUND

Data to be provided to USAC/FCC in June 2017 for CAF ICC Purposes

Current Settlement Type: Average Schedule

Test Period 7/1/17-6/30/18 Post True-up (Filing) View

Rate-of-Return (ROR) Carrier Revenue Requirement		
1	2011 Interstate Switched Access Revenue Requirement	\$315,086
2	FY 2011 Intrastate Terminating Switched Access Revenues	\$177,989
3	FY 2011 Net Reciprocal Compensation Revenues	\$20,956
4	2011 ROR Carrier Base Period Revenue (Line 1 + Line 2 + Line 3)	\$514,031
5	ROR Carrier Baseline Adjustment Factor (0.95 ^ 6)	0.735092
6	ROR Carrier Revenue Requirement (Line 4 x Line 5)	\$377,860
7	Pool Administration Expenses	\$12,337
8	Total ROR Carrier Revenue Requirement (Line 6 + Line 7)	\$390,197
Revenues from Reformed Inter-carrier Compensation (ICC) Rates		
9	Interstate Switched Access Revenues	\$171,765
10	Interstate Allocated Switched Access Revenues#	\$77,589
11	Transitional Intrastate Access Service Revenues	\$12,178
12	Net Transitional Reciprocal Compensation Revenues	\$0
13	Total ICC Revenue (Line 10 + Line 11 + Line 12)	\$89,767
Eligible Recovery		
14	TRS Increment	\$0
15	Regulatory Fees Increment	\$0
16	NANPA Increment	\$0
17	Interstate Local Switching Support for Price Cap Affiliates	\$0
18	Adjustment for Double Recovery or Corrections	\$0
19	Test Period 15/16 Trueup - Net Impact on Total Eligible Recovery	\$3,366
20	Eligible Recovery (Line 8 - Line 13) + (Line 14 + Line 15 + Line 16 + Line 18 + Line 19) - (Line 17)	\$303,796
Revenues from Access Recovery Charges (ARC)		
21	Residential ARC Revenues	\$36,324
22	Single Line Business ARC Revenues	\$6,480
23	Multi-Line Business ARC Revenues	\$17,352
24	Total ARC Revenues (Line 21 + Line 22 + Line 23)	\$60,156
Connect America Fund (CAF) ICC Support**		
25	Connect America Fund (CAF) ICC Support (Line 20 - Line 24)	\$243,640
Revised CAF ICC Support with Imputed ARC Revenues for Broadband-Only Loops		
26	ARC Revenue Adjustment	\$0
27	Adjusted Test Period 2017-2018 CAFICC Support (Line 25 - Line 26)	\$243,640

NOTES:

#Per FCC Designation Order, calculated as (Sum of Line 9 for all TS pool participants) * (Line 1 / Sum of Line 1 for all TS pool participants)

**NECA estimate provided for informational purposes only - actual to be calculated by USAC.



2017 CAF ICC Data Collection

NECA Home NECA Data Collections Contact Us CAF ICC - Instructions & Documents Paper Certification Tracking Logout

Logged in User: Patricia Hoyt



Home Select Company Main Page Study Area Data Input Menu ▶ CAF & ARC Output ▶ Historic Reports ▶ E-Certification ▶

Study Area: POLAR COMM MUT AID-A (ID: 381614)
Holding Company: POLAR COMM. MUTUAL AID (ID: 20000267)

Intrastate Revenues (FCC TRP exhibit)

Option 1: View TRP Output in Excel

Option 2: Download TRP Data in Excel

Intrastate Revenues

Test Year 2017-2018 Expected Maximum Intrastate Revenue: **\$0.00**

Col D --	Col E --	Col F --	Col G --	Col H --	Col I --	Col J H*I	Col K --	Col L --	Col M -- [[L/K]^(12/21)-1]*100	Col N -- H*L
Rate Element Description	Unit of Demand	7/1/2017 Interstate Rate	Test Year 2016-2017 Current Intrastate Rate	7/1/2017 Proposed Intrastate Rate	FY 2011 Intrastate Units: Terminating for Non-Dedicated or Originating and Terminating for Dedicated Elements	Intrastate Price-out with 7/1/2017 proposed intrastate rate and FY2011 Demand	FY 2016 Intrastate Units: Terminating for Non-Dedicated and total for Dedicated Elements	Test Year 2017-2018 Forecasted Intrastate Units	Intrastate Units Growth Rate %	TY 2017-18 Forecasted Intrastate Revenue
Terminating End Office Access Service	MOU	\$0.00356700	\$0.00500000	\$0.00356700	1,318,263.00	\$4,702.24	0.00	0.00	0.00%	\$0.00
Terminating End Office, Premium, per access minute										
Terminating End Office Access Service	MOU	\$0.00356700	\$0.00500000	\$0.00356700	0.00	\$0.00	0.00	0.00	0.00%	\$0.00
Terminating End Office, Non-Premium, per access minute										
Entrance Facility, Per Termination Voice Grade Two Wire	Termination	\$47.78	\$46.30	\$47.78	0.00	\$0.00	0.00	0.00	0.00%	\$0.00
Entrance Facility, Per Termination Voice Grade Four Wire	Termination	\$76.47	\$74.10	\$76.47	0.00	\$0.00	0.00	0.00	0.00%	\$0.00
Entrance Facility, Per Termination High Capacity DS1	Termination	\$232.97	\$225.76	\$232.97	0.00	\$0.00	0.00	0.00	0.00%	\$0.00
Entrance Facility, Per Termination High Capacity DS3	Termination	\$2,127.20	\$2,061.37	\$2,127.20	0.00	\$0.00	0.00	0.00	0.00%	\$0.00
Entrance Facility, Per Termination Synchronous Optical Channel OC3	Termination	\$2,169.10	\$2,101.98	\$2,169.10	0.00	\$0.00	0.00	0.00	0.00%	\$0.00
Entrance Facility, Per Termination Synchronous Optical Channel OC12	Termination	\$2,315.91	\$2,244.24	\$2,315.91	0.00	\$0.00	0.00	0.00	0.00%	\$0.00
Entrance Facility, Per Termination ESALT 2 Mbps	Circuit	\$412.64	\$0.00000000	\$412.64	0.00	\$0.00	0.00	0.00	0.00%	\$0.00
Entrance Facility, Per Termination ESALT 10 Mbps	Circuit	\$444.75	\$0.00000000	\$444.75	0.00	\$0.00	0.00	0.00	0.00%	\$0.00
Entrance Facility, Per Termination ESALT 50 Mbps	Circuit	\$576.21	\$0.00000000	\$576.21	0.00	\$0.00	0.00	0.00	0.00%	\$0.00
Direct Trunked Transport Facility/ Mile Voice Grade -	Mile	\$3.41	\$3.30	\$3.41	0.00	\$0.00	0.00	0.00	0.00%	\$0.00

Two Wire & Four Wire											
Direct Trunked Transport Facility/ Mile High Capacity DS1	Mile	\$15.96	\$15.47	\$15.96	0.00	\$0.00	0.00	0.00	0.00%	\$0.00	
Direct Trunked Transport Facility/ Mile High Capacity DS3	Mile	\$139.05	\$134.74	\$139.05	0.00	\$0.00	0.00	0.00	0.00%	\$0.00	
Direct Trunked Transport Facility/ Mile Synchronous Optical Channel OC3	Mile	\$148.84	\$144.23	\$148.84	0.00	\$0.00	0.00	0.00	0.00%	\$0.00	
Direct Trunked Transport Facility/ Mile Synchronous Optical Channel OC12	Mile	\$186.81	\$181.03	\$186.81	0.00	\$0.00	0.00	0.00	0.00%	\$0.00	
Direct Trunked Transport Facility/ Mile ESALT 2 Mbps DTF-E1	Circuit Miles	\$47.01	\$0.00000000	\$47.01	0.00	\$0.00	0.00	0.00	0.00%	\$0.00	
Direct Trunked Transport Facility/ Mile ESALT 2 Mbps DTF-E2	Circuit Miles	\$31.35	\$0.00000000	\$31.35	0.00	\$0.00	0.00	0.00	0.00%	\$0.00	
Direct Trunked Transport Facility/ Mile ESALT 2 Mbps DTF-E3	Circuit Miles	\$80.96	\$0.00000000	\$80.96	0.00	\$0.00	0.00	0.00	0.00%	\$0.00	
Direct Trunked Transport Facility/ Mile ESALT 2 Mbps DTF-E4	Circuit Miles	\$135.57	\$0.00000000	\$135.57	0.00	\$0.00	0.00	0.00	0.00%	\$0.00	
Direct Trunked Transport Facility/ Mile ESALT 10 Mbps DTF-E1	Circuit Miles	\$119.21	\$0.00000000	\$119.21	0.00	\$0.00	0.00	0.00	0.00%	\$0.00	
Direct Trunked Transport Facility/ Mile ESALT 10 Mbps DTF-E2	Circuit Miles	\$71.53	\$0.00000000	\$71.53	0.00	\$0.00	0.00	0.00	0.00%	\$0.00	
Direct Trunked Transport Facility/ Mile ESALT 10 Mbps DTF-E3	Circuit Miles	\$203.79	\$0.00000000	\$203.79	0.00	\$0.00	0.00	0.00	0.00%	\$0.00	
Direct Trunked Transport Facility/ Mile ESALT 10 Mbps DTF-E4	Circuit Miles	\$417.99	\$0.00000000	\$417.99	0.00	\$0.00	0.00	0.00	0.00%	\$0.00	
Direct Trunked Transport Facility/ Mile ESALT 50 Mbps DTF-E1	Circuit Miles	\$333.78	\$0.00000000	\$333.78	0.00	\$0.00	0.00	0.00	0.00%	\$0.00	
Direct Trunked Transport Facility/ Mile ESALT 50 Mbps DTF-E2	Circuit Miles	\$222.54	\$0.00000000	\$222.54	0.00	\$0.00	0.00	0.00	0.00%	\$0.00	
Direct Trunked Transport Facility/ Mile ESALT 50 Mbps DTF-E3	Circuit Miles	\$665.56	\$0.00000000	\$665.56	0.00	\$0.00	0.00	0.00	0.00%	\$0.00	
Direct Trunked Transport Facility/ Mile ESALT 50 Mbps DTF-E4	Circuit Miles	\$1,186.15	\$0.00000000	\$1,186.15	0.00	\$0.00	0.00	0.00	0.00%	\$0.00	
Direct Trunked Transport Facility/Termination Voice Grade - Two Wire & Four Wire	Termination	\$34.21	\$33.15	\$34.21	0.00	\$0.00	0.00	0.00	0.00%	\$0.00	
Direct Trunked Transport Facility/Termination High Capacity DS1	Termination	\$82.82	\$80.25	\$82.82	0.00	\$0.00	0.00	0.00	0.00%	\$0.00	
Direct Trunked Transport	Termination	\$531.78	\$515.33	\$531.78	0.00	\$0.00	0.00	0.00	0.00%	\$0.00	

Facility/Termination High Capacity DS3										
Direct Trunked Transport Facility/Termination Synchronous Optical Channel OC3	Termination	\$553.71	\$536.57	\$553.71	0.00	\$0.00	0.00	0.00	0.00%	\$0.00
Direct Trunked Transport Facility/Termination Synchronous Optical Channel OC12	Termination	\$1,205.59	\$1,168.28	\$1,205.59	0.00	\$0.00	0.00	0.00	0.00%	\$0.00
Direct Trunked Transport Facility/Termination ESALT 2 Mbps	Circuit terms	\$109.71	\$0.00000000	\$109.71	0.00	\$0.00	0.00	0.00	0.00%	\$0.00
Direct Trunked Transport Facility/Termination ESALT 10 Mbps	Circuit terms	\$134.11	\$0.00000000	\$134.11	0.00	\$0.00	0.00	0.00	0.00%	\$0.00
Direct Trunked Transport Facility/Termination ESALT 50 Mbps	Circuit terms	\$163.91	\$0.00000000	\$163.91	0.00	\$0.00	0.00	0.00	0.00%	\$0.00
Multiplexing, Per Arrangement DS3 to DS1	Termination	\$485.20	\$470.18	\$485.20	0.00	\$0.00	0.00	0.00	0.00%	\$0.00
Multiplexing, Per Arrangement DS1 to Voice	Termination	\$187.32	\$181.53	\$187.32	0.00	\$0.00	0.00	0.00	0.00%	\$0.00
Customer Node Per Node OC3 155.52 Mbps	Port	\$503.68	\$488.09	\$503.68	0.00	\$0.00	0.00	0.00	0.00%	\$0.00
Customer Node Per Node OC12 622.08 Mbps	Port	\$1,455.08	\$1,410.05	\$1,455.08	0.00	\$0.00	0.00	0.00	0.00%	\$0.00
Customer Premises Port, Per Port OC3 155.52 Mbps	Port	\$165.28	\$160.16	\$165.28	0.00	\$0.00	0.00	0.00	0.00%	\$0.00
Customer Premises Port, Per Port STS-1 51.84 Mbps	Port	\$198.44	\$192.29	\$198.44	0.00	\$0.00	0.00	0.00	0.00%	\$0.00
Customer Premises Port, Per Port DS3 44.736 Mbps	Port	\$198.44	\$192.29	\$198.44	0.00	\$0.00	0.00	0.00	0.00%	\$0.00
Customer Premises Port, Per Port DS1 1.544 Mbps	Port	\$50.85	\$49.28	\$50.85	0.00	\$0.00	0.00	0.00	0.00%	\$0.00
Add/Drop Multiplexing Central Office Port, Per Port DS1 1.544 Mbps	Port	\$40.70	\$39.44	\$40.70	0.00	\$0.00	0.00	0.00	0.00%	\$0.00
Add/Drop Multiplexing Central Office Port, Per Port OC3 155.52 Mbps	Port	\$165.28	\$160.16	\$165.28	0.00	\$0.00	0.00	0.00	0.00%	\$0.00
Add/Drop Multiplexing Central Office Port, Per Port DS3 44.736 Mbps	Port	\$101.75	\$98.60	\$101.75	0.00	\$0.00	0.00	0.00	0.00%	\$0.00
Network Blocking, Per Blocked Call Network Blocking, Per Blocked Call, Applies to FGD only	Call	\$0.01670000	\$0.00000000	\$0.01670000	0.00	\$0.00	0.00	0.00	0.00%	\$0.00
ESALT Real Time CoS/QoS, Per ESALT DTF-E1 Facility ESALT 2 Mbps	Facility	\$8.98	\$0.00000000	\$8.98	0.00	\$0.00	0.00	0.00	0.00%	\$0.00
ESALT Real Time CoS/QoS, Per ESALT DTF-E1 Facility ESALT 10 Mbps	Facility	\$44.90	\$0.00000000	\$44.90	0.00	\$0.00	0.00	0.00	0.00%	\$0.00


ESALT Real Time CoS/QoS, Per ESALT DTF-E1 Facility ESALT 50 Mbps	Facility	\$139.74	\$0.00000000	\$139.74	0.00	\$0.00	0.00	0.00	0.00%	\$0.00
ESALT Entrance Facility Protection, Per ESALT Entrance Facility ESALT 2 Mbps	Circuit	\$289.05	\$0.00000000	\$289.05	0.00	\$0.00	0.00	0.00	0.00%	\$0.00
ESALT Entrance Facility Protection, Per ESALT Entrance Facility ESALT 10 Mbps	Circuit	\$289.05	\$0.00000000	\$289.05	0.00	\$0.00	0.00	0.00	0.00%	\$0.00
ESALT Entrance Facility Protection, Per ESALT Entrance Facility ESALT 50 Mbps	Circuit	\$289.05	\$0.00000000	\$289.05	0.00	\$0.00	0.00	0.00	0.00%	\$0.00
Common Channel Signaling Network Connection Signaling Mileage Facility, Per Mile	Mile	\$4.58	\$4.44	\$4.58	0.00	\$0.00	0.00	0.00	0.00%	\$0.00
Common Channel Signaling Network Connection Signaling Mileage Termination, Per Termination	Termination	\$46.05	\$44.62	\$46.05	0.00	\$0.00	0.00	0.00	0.00%	\$0.00
Common Channel Signaling Network Connection Signaling Entrance Facility, Per Facility	Facility	\$88.19	\$85.46	\$88.19	0.00	\$0.00	0.00	0.00	0.00%	\$0.00
Common Channel Signaling Network Connection STP Port, Per Port	Port	\$454.49	\$440.43	\$454.49	0.00	\$0.00	0.00	0.00	0.00%	\$0.00
Terminating Tandem Switched Transport Termination	Minutes / Mile	\$0.00043800	\$0.00042400	\$0.00043800	39,478,612.00	\$17,291.63	0.00	0.00	0.00%	\$0.00
Terminating Tandem Switched Transport Termination	Minutes	\$0.00227200	\$0.00220200	\$0.00227200	3,229,856.00	\$7,338.23	0.00	0.00	0.00%	\$0.00
Terminating Tandem Switched Transport Termination	Minutes	\$0.00573100	\$0.00555400	\$0.00573100	1,318,264.00	\$7,554.97	0.00	0.00	0.00%	\$0.00
Nonrecurring Charges Voice Grade Two Wire	Facility	\$489.27	\$474.14	\$489.27	0.00	\$0.00	0.00	0.00	0.00%	\$0.00
Nonrecurring Charges Voice Grade Four Wire	Facility	\$489.27	\$474.14	\$489.27	0.00	\$0.00	0.00	0.00	0.00%	\$0.00
Nonrecurring Charges High Capacity DS1	Facility	\$358.81	\$347.70	\$358.81	0.00	\$0.00	0.00	0.00	0.00%	\$0.00
Nonrecurring Charges High Capacity DS3	Facility	\$483.84	\$468.87	\$483.84	0.00	\$0.00	0.00	0.00	0.00%	\$0.00
Nonrecurring Charges Synchronous Optical Channel OC3	Facility	\$391.42	\$379.30	\$391.42	0.00	\$0.00	0.00	0.00	0.00%	\$0.00
Nonrecurring Charges Synchronous Optical Channel OC12	Facility	\$391.42	\$379.30	\$391.42	0.00	\$0.00	0.00	0.00	0.00%	\$0.00
Nonrecurring Charges Interim	Order	\$239.21	\$231.80	\$239.21	0.00	\$0.00	0.00	0.00	0.00%	\$0.00

NXX Translation, Per Order										
Nonrecurring Charges FGC and FGD Conversion of Multifrequency Address Signaling to SS7 Signaling or SS7 Signaling to Multifrequency Address Signaling, per 24 trunks converted or fraction thereof on a per order basis	Order	\$480.57	\$465.70	\$480.57	0.00	\$0.00	0.00	0.00	0.00%	\$0.00
Nonrecurring Charges Trunk Activation, per 24 trunks activated or fraction thereof on a per order basis	Order	\$499.05	\$483.61	\$499.05	0.00	\$0.00	0.00	0.00	0.00%	\$0.00
Nonrecurring Charges Flexible Automatic Number Identification (Flex ANI), per End Office, per CIC	End Office	\$0.00000000	\$0.00000000	\$0.00000000	0.00	\$0.00	0.00	0.00	0.00%	\$0.00
Nonrecurring Charges ESALT 2 Mbps	Facility	\$579.87	\$0.00000000	\$579.87	0.00	\$0.00	0.00	0.00	0.00%	\$0.00
Nonrecurring Charges ESALT 10 Mbps	Facility	\$579.87	\$0.00000000	\$579.87	0.00	\$0.00	0.00	0.00	0.00%	\$0.00
Nonrecurring Charges ESALT 50 Mbps	Facility	\$579.87	\$0.00000000	\$579.87	0.00	\$0.00	0.00	0.00	0.00%	\$0.00
Nonrecurring Charges ESALT Direct Trunked Termination, per ESALT Direct Trunked Termination installed	Order	\$382.04	\$0.00000000	\$382.04	0.00	\$0.00	0.00	0.00	0.00%	\$0.00
Nonrecurring Charges ESALT Entrance Facility Protection, per ESALT Entrance Facility	Facility	\$586.14	\$0.00000000	\$586.14	0.00	\$0.00	0.00	0.00	0.00%	\$0.00
						\$36,887.07				\$0.00

TO BE COMPLETED BY AN OFFICER OF THE REPORTING CARRIER

Certification of Officer for Rate-of-Return Carrier Not Seeking Duplicative Recovery

I certify that I am an officer of the reporting carrier and that, to the best of my knowledge, this reporting carrier is not seeking duplicative recovery in the state jurisdiction for any Eligible Recovery subject to the recovery mechanism as per 51.917(d)(vii).

Name of Reporting Carrier				Polar Communications Mutual Aid Corp	
Signature of authorized officer				Date	5/17/2017
Printed name of authorized officer		Karl Blake			
Title or position of authorized officer		General Manager/CEO			
Telephone number of authorized officer:		(701) 284-7221			
Study Area Code of Reporting Carrier	381614	Filing Due Date for this form (mm/dd/yyyy)	6/16/2017		
Persons willfully making false statements on this form can be punished by fine or forfeiture under the Communications Act of 1934, 47 U.S.C. §§ 502, 503(b), or fine or imprisonment under Title 18 of the United States Code, 18 U.S.C. § 1001.					

TO BE COMPLETED BY THE REPORTING CARRIER, IF AN AGENT IS FILING DATA ON THE CARRIER'S BEHALF:

Certification of Officer to Authorize an Agent to File Data Reported on Behalf of Reporting Carrier

I certify that (Name of Agent) National Exchange Carrier Association, Inc. (NECA) is authorized to submit the information reported on behalf of the reporting carrier. I also certify that I am an officer of the reporting carrier; my responsibilities include ensuring the accuracy of the data provided to the Authorized Agent; and, to the best of my knowledge, the actual data provided to the Authorized Agent are accurate.

Name of Authorized Agent National Exchange Carrier Association, Inc. (NECA)

Name of Reporting Carrier Polar Communications Mutual Aid Corp

Signature of Authorized Officer



Date 5/17/2017

Printed name of Authorized Officer Karl Blake

Title or position of Authorized Officer General Manager/CEO

Telephone number of Authorized Officer: (701) 284-7221 ext. _____

Study Area Code of Reporting Carrier

381614

Filing Due Date for this form
(mm/dd/yyyy)


6/16/2017

Persons willfully making false statements on this form can be punished by fine or forfeiture under the Communications Act of 1934, 47 U.S.C. §§ 502, 503(b), or fine or imprisonment under Title 18 of the United States Code, 18 U.S.C. § 1001.

TO BE COMPLETED BY AN OFFICER OF THE REPORTING CARRIER

Certification of Officer for Rate-of-Return Carrier Eligibility for CAF/ICC Recovery


I certify that I am an officer of the reporting carrier and that, to the best of my knowledge, the reporting carrier on this form certifies that it has complied with Eligible Recovery §51.917(d) and Access Recovery Charge §51.917(e) and is eligible to receive the CAF ICC support requested pursuant to §51.917(f).

Name of Reporting Carrier				Polar Communicatjons Mutual Aid, Corp	
Signature of authorized officer				Date	5/17/2017
Printed name of authorized officer		Karl Blake			
Title or position of authorized officer		General Manager/CEO			
Telephone number of authorized officer:		(701) 284-7221 ext.			
Study Area Code of Reporting Carrier	381614	Filing Due Date for this form (mm/dd/yyyy)	6/16/2017		
Persons willfully making false statements on this form can be punished by fine or forfeiture under the Communications Act of 1934, 47 U.S.C. §§ 502, 503(b), or fine or imprisonment under Title 18 of the United States Code, 18 U.S.C. § 1001.					

TO BE COMPLETED BY THE REPORTING CARRIER,

Certification of Officer as to the Accuracy of the CAF ICC Data Reported

I certify that I am an officer of the reporting carrier; my responsibilities include ensuring the accuracy of the actual data reported; and, to the best of my knowledge, the information reported on this form is accurate.

Name of Reporting Carrier Polar Communications Mutual Aid Corp			
Signature of Authorized Officer 		Date 5/17/2017	
Printed name of Authorized Officer Karl Blake			
Title or position of Authorized Officer General Manager/CEO			
Telephone number of Authorized Officer: (701) 284-7221, ext.			
Study Area Code of Reporting Carrier	381614	Filing Due Date for this form (mm/dd/yyyy)	6/16/2017
Persons willfully making false statements on this form can be punished by fine or forfeiture under the Communications Act of 1934, 47 U.S.C. §§ 502, 503(b), or fine or imprisonment under Title 18 of the United States Code, 18 U.S.C. § 1001.			

RATE FLOOR DATA COLLECTION - OMB Control Number 3060-0986

Block 1 - Contact Information

ROW #	DATA ELEMENT	FORMAT OF REQUESTED DATA	RESPONSE
1	Carrier Study Area Code	6 numeric digits	381614
2	Carrier Study Area Name	alpha characters	POLAR COMMUNICATIONS MUTUAL AID CORP (A)
3	Service Provider Identification Number	9 numeric digits	143002212
4	Residential Local Service Charge Effective Date	mm/dd/yy	06/01/17
5	Contact Name	alpha characters	Flanders, Shari
6	Contact Telephone Number (include area code)	9 numeric digits	701-284-4343
7	Sheet Number	numeric digit(s)	
8	Total Number of Sheets	numeric digit(s)	

Block 2 - Residential Local Service Rates, Fees, and Line Counts

	Column 1 Residential Local Service Charge	Column 2 State Subscriber Line Charge	Column 3 State Universal Service Fee	Column 4 Mandatory Extended Area Service Charge	Column 5 Loops	Column 6 Exchange Name/ Zone Name	Column 7 Class Of Service
9	18.00	0.00	0.00	0.00	28	St Vincent	Res Flat Rate
10	18.00	0.00	0.00	0.00	1	St Vincent	Lifeline
11	18.00	0.00	0.00	0.00	107	Fordville	Res Flat Rate
12	18.00	0.00	0.00	0.00	6	Fordville	Lifeline
13	18.00	0.00	0.00	0.00	318	Lakota	Res Flat Rate
14	18.00	0.00	0.00	0.00	11	Lakota	Lifeline
15	18.00	0.00	0.00	0.00	112	Edmore	Res Flat Rate
16	18.00	0.00	0.00	0.00	5	Edmore	Lifeline
17	18.00	0.00	0.00	0.00	229	Pembina	Res Flat Rate
18	18.00	0.00	0.00	0.00	2	Pembina	Lifeline
19	18.00	0.00	0.00	0.00	114	Gilby	Res Flat Rate
20	18.00	0.00	0.00	0.00	2	Gilby	Lifeline
21	18.00	0.00	0.00	0.00	94	Adams	Res Flat Rate
22	18.00	0.00	0.00	0.00	4	Adams	Lifeline

Rate Floor Data

TO BE COMPLETED BY THE REPORTING CARRIER, IF AN AGENT IS FILING RATE FLOOR DATA ON THE CARRIER'S BEHALF:

<p>Certification of Officer to Authorize an Agent to File Rate Floor Data on Behalf of Reporting Carrier</p> <p>I certify that <u>National Exchange Carrier Association (NECA)</u> is authorized to submit the information reported on behalf of the reporting carrier. I also certify that I am an officer of the reporting carrier; my responsibilities include ensuring the accuracy of the actual rate floor data provided to the authorized agent; and, to the best of my knowledge, the actual rate floor data provided to the authorized agent is accurate.</p> <p>I certify that I am authorized to submit the information reported on this form on behalf of the reporting carrier; that I have provided the information reported herein based on data provided by the reporting carrier; and to the best of my knowledge the information reported herein is accurate.</p>			
Name of Authorized Agent <u>National Exchange Carrier Association (NECA)</u>			
Name of Reporting Carrier <u>Polar Communications</u>			
Signature of authorized officer 			Date <u>5/31/2017</u>
Printed name of authorized officer <u>Karl Blake</u>			
Title or position of authorized officer <u>GM/CEO</u>			
Telephone number of authorized officer: <u>(701) 284-7221</u> ext.			
Study Area Code of Reporting Carrier	<u>381614</u>	Filing Due Date for this form (mm/dd/yyyy)	<u>07/31/2017</u>


Rate Floor Template

Certification of Officer as to the Accuracy of the Data Reported for the Rate Floor Data

I certify that I am an officer of the reporting carrier; my responsibilities include ensuring the accuracy of the actual rate floor data reported ; and, to the best of my knowledge, the information reported on this form is accurate.

Name of Reporting Carrier Polar Communications

Signature of authorized officer



Date 5/31/2017

Printed name of authorized officer

Karl Blake

Title or position of authorized officer

GM/CEO

Telephone number of authorized officer: (701) 284-7221, ext.

Study Area Code of Reporting Carrier

381614

Filing Due Date for this form
(mm/dd/yyyy)

07/01/2017



2017 CAF ICC Data Collection

[NECA Home](#) [NECA Data Collections](#) [Contact Us](#) [CAF ICC - Instructions & Documents](#) [Paper Certification Tracking](#) [Logout](#)

Logged in User: Patricia Hoyt



[Home](#) [Select Company](#) [Main Page](#) [Study Area Data Input Menu](#) ▶ [CAF & ARC Output](#) ▶ [Historic Reports](#) ▶ [E-Certification](#) ▶

Study Area: WOLVERTON TEL CO (ID: 381509)

Holding Company: POLAR COMM. MUTUAL AID (ID: 200000267)

Access Recovery Charges

Recalculate ARC Rates & CAF Support revenues

[Test Period 2017-18 Pre-True-up View](#) [Test Period 2017-18 Post-True-Up \(Filing\) View](#)

Test Period 2017-2018 Post True-Up (Filing) View

Exchange/Zone Name	Residential Lines excluding Lifelines	Residential ARC	Residential ARC Revenue	SLB Lines	SLB ARC	SLB ARC Revenue	MLB Lines	MLB ARC	MLB ARC Revenue	Total ARC Revenue
Christine	120	\$2.96	\$4,262.40							
Walcott	124	\$0.00	\$0.00							
Study Area Summary	244		\$4,262.40	14	\$3.00	\$504.00	5	\$3.00	\$180.00	\$4,946.40

© 2017 NECA
Terms of Use | Privacy Policy



2017 CAF ICC Data Collection

[NECA Home](#)
[NECA Data Collections](#)
[Contact Us](#)
[CAF ICC - Instructions & Documents](#)
[Paper Certification Tracking](#)
[Logout](#)

Logged in User: Patricia Hoyt



[Home](#)
[Select Company](#)
[Main Page](#)
[Study Area Data Input Menu](#)
[CAF & ARC Output](#)
[Historic Reports](#)
[E-Certification](#)

Study Area: WOLVERTON TEL CO (ID: 381509)

Holding Company: POLAR COMM. MUTUAL AID (ID: 200000267)

Study Area USAC Reports

[[View Printer-friendly report](#)]

2017 USAC Data Report (Test Period 2017-2018)

CONNECT AMERICA FUND

Data to be provided to USAC/FCC in June 2017 for CAF ICC Purposes

Current Settlement Type: Average Schedule

Test Period 7/1/17-6/30/18 Post True-up (Filing) View

Rate-of-Return (ROR) Carrier Revenue Requirement		
1	2011 Interstate Switched Access Revenue Requirement	\$71,571
2	FY 2011 Intrastate Terminating Switched Access Revenues	\$9,800
3	FY 2011 Net Reciprocal Compensation Revenues	\$2,955
4	2011 ROR Carrier Base Period Revenue (Line 1 + Line 2 + Line 3)	\$84,326
5	ROR Carrier Baseline Adjustment Factor (0.95 ^ 6)	0.735092
6	ROR Carrier Revenue Requirement (Line 4 x Line 5)	\$61,987
7	Pool Administration Expenses	\$2,068
8	Total ROR Carrier Revenue Requirement (Line 6 + Line 7)	\$64,055
Revenues from Reformed Inter-carrier Compensation (ICC) Rates		
9	Interstate Switched Access Revenues	\$6,879
10	Interstate Allocated Switched Access Revenues#	\$17,624
11	Transitional Intrastate Access Service Revenues	\$2,736
12	Net Transitional Reciprocal Compensation Revenues	\$0
13	Total ICC Revenue (Line 10 + Line 11 + Line 12)	\$20,360
Eligible Recovery		
14	TRS Increment	\$0
15	Regulatory Fees Increment	\$0
16	NANPA Increment	\$0
17	Interstate Local Switching Support for Price Cap Affiliates	\$0
18	Adjustment for Double Recovery or Corrections	\$0
19	Test Period 15/16 Trueup - Net Impact on Total Eligible Recovery	\$2,658
20	Eligible Recovery (Line 8 - Line 13) + (Line 14 + Line 15 + Line 16 + Line 18 + Line 19) - (Line 17)	\$46,353
Revenues from Access Recovery Charges (ARC)		
21	Residential ARC Revenues	\$4,262
22	Single Line Business ARC Revenues	\$504
23	Multi-Line Business ARC Revenues	\$180
24	Total ARC Revenues (Line 21 + Line 22 + Line 23)	\$4,946
Connect America Fund (CAF) ICC Support**		
25	Connect America Fund (CAF) ICC Support (Line 20 - Line 24)	\$41,407
Revised CAF ICC Support with Imputed ARC Revenues for Broadband-Only Loops		
26	ARC Revenue Adjustment	\$0
27	Adjusted Test Period 2017-2018 CAFICC Support (Line 25 - Line 26)	\$41,407

NOTES:

#Per FCC Designation Order, calculated as (Sum of Line 9 for all TS pool participants) * (Line 1/ Sum of Line 1 for all TS pool participants)

**NECA estimate provided for informational purposes only - actual to be calculated by USAC.



2017 CAF ICC Data Collection

NECA Home NECA Data Collections Contact Us CAF ICC - Instructions & Documents Paper Certification Tracking Logout

Logged in User: Patricia Hoyt



Home Select Company Main Page Study Area Data Input Menu ▾ CAF & ARC Output ▾ Historic Reports ▾ E-Certification ▾

Study Area: WOLVERTON TEL CO (ID: 381509)

Holding Company: POLAR COMM. MUTUAL AID (ID: 20000267)

Intrastate Revenues (FCC TRP exhibit)

Option 1: View TRP Output in Excel

Option 2: Download TRP Data in Excel

Intrastate Revenues

Test Year 2017-2018 Expected Maximum Intrastate Revenue: **\$0.00**

Col D --	Col E --	Col F --	Col G --	Col H --	Col I --	Col J H*I	Col K --	Col L --	Col M -- [[L/K]^(12/21)-1]*100	Col N -- H*L
Rate Element Description	Unit of Demand	7/1/2017 Interstate Rate	Test Year 2016-2017 Current Intrastate Rate	7/1/2017 Proposed Intrastate Rate	FY 2011 Intrastate Units: Terminating for Non-Dedicated or Originating and Terminating for Dedicated Elements	Intrastate Price-out with 7/1/2017 proposed intrastate rate and FY2011 Demand	FY 2016 Intrastate Units: Terminating for Non-Dedicated and total for Dedicated Elements	Test Year 2017-2018 Forecasted Intrastate Units	Intrastate Units Growth Rate %	TY 2017-18 Forecasted Intrastate Revenue
Terminating End Office Access Service	MOU	\$0.00356700	\$0.00500000	\$0.00356700	91,777.00	\$327.37	0.00	0.00	0.00%	\$0.00
Terminating End Office, Premium, per access minute										
Terminating End Office Access Service	MOU	\$0.00356700	\$0.00500000	\$0.00356700	0.00	\$0.00	0.00	0.00	0.00%	\$0.00
Terminating End Office, Non-Premium, per access minute										
Entrance Facility, Per Termination Voice Grade Two Wire	Termination	\$82.89	\$80.32	\$82.89	0.00	\$0.00	0.00	0.00	0.00%	\$0.00
Entrance Facility, Per Termination Voice Grade Four Wire	Termination	\$132.64	\$128.53	\$132.64	0.00	\$0.00	0.00	0.00	0.00%	\$0.00
Entrance Facility, Per Termination High Capacity DS1	Termination	\$404.09	\$391.59	\$404.09	0.00	\$0.00	0.00	0.00	0.00%	\$0.00
Entrance Facility, Per Termination High Capacity DS3	Termination	\$3,689.64	\$3,575.45	\$3,689.64	0.00	\$0.00	0.00	0.00	0.00%	\$0.00
Entrance Facility, Per Termination Synchronous Optical Channel OC3	Termination	\$3,762.33	\$3,645.90	\$3,762.33	0.00	\$0.00	0.00	0.00	0.00%	\$0.00
Entrance Facility, Per Termination Synchronous Optical Channel OC12	Termination	\$4,016.95	\$3,892.64	\$4,016.95	0.00	\$0.00	0.00	0.00	0.00%	\$0.00
Entrance Facility, Per Termination ESALT 2 Mbps	Circuit	\$715.72	\$0.00000000	\$715.72	0.00	\$0.00	0.00	0.00	0.00%	\$0.00
Entrance Facility, Per Termination ESALT 10 Mbps	Circuit	\$771.41	\$0.00000000	\$771.41	0.00	\$0.00	0.00	0.00	0.00%	\$0.00
Entrance Facility, Per Termination ESALT 50 Mbps	Circuit	\$999.41	\$0.00000000	\$999.41	0.00	\$0.00	0.00	0.00	0.00%	\$0.00
Direct Trunked Transport Facility/	Mile	\$5.90	\$5.72	\$5.90	0.00	\$0.00	0.00	0.00	0.00%	\$0.00

Mile Voice Grade - Two Wire & Four Wire											
Direct Trunked Transport Facility/ Mile High Capacity DS1	Mile	\$27.69	\$26.83	\$27.69	0.00	\$0.00	0.00	0.00	0.00%	\$0.00	
Direct Trunked Transport Facility/ Mile High Capacity DS3	Mile	\$241.17	\$233.70	\$241.17	0.00	\$0.00	0.00	0.00	0.00%	\$0.00	
Direct Trunked Transport Facility/ Mile Synchronous Optical Channel OC3	Mile	\$258.16	\$250.17	\$258.16	0.00	\$0.00	0.00	0.00	0.00%	\$0.00	
Direct Trunked Transport Facility/ Mile Synchronous Optical Channel OC12	Mile	\$324.04	\$314.00	\$324.04	0.00	\$0.00	0.00	0.00	0.00%	\$0.00	
Direct Trunked Transport Facility/ Mile ESALT 2 Mbps DTF-E1	Circuit Miles	\$81.54	\$0.00000000	\$81.54	0.00	\$0.00	0.00	0.00	0.00%	\$0.00	
Direct Trunked Transport Facility/ Mile ESALT 2 Mbps DTF-E2	Circuit Miles	\$54.37	\$0.00000000	\$54.37	0.00	\$0.00	0.00	0.00	0.00%	\$0.00	
Direct Trunked Transport Facility/ Mile ESALT 2 Mbps DTF-E3	Circuit Miles	\$80.96	\$0.00000000	\$80.96	0.00	\$0.00	0.00	0.00	0.00%	\$0.00	
Direct Trunked Transport Facility/ Mile ESALT 2 Mbps DTF-E4	Circuit Miles	\$135.57	\$0.00000000	\$135.57	0.00	\$0.00	0.00	0.00	0.00%	\$0.00	
Direct Trunked Transport Facility/ Mile ESALT 10 Mbps DTF-E1	Circuit Miles	\$206.76	\$0.00000000	\$206.76	0.00	\$0.00	0.00	0.00	0.00%	\$0.00	
Direct Trunked Transport Facility/ Mile ESALT 10 Mbps DTF-E2	Circuit Miles	\$124.07	\$0.00000000	\$124.07	0.00	\$0.00	0.00	0.00	0.00%	\$0.00	
Direct Trunked Transport Facility/ Mile ESALT 10 Mbps DTF-E3	Circuit Miles	\$203.79	\$0.00000000	\$203.79	0.00	\$0.00	0.00	0.00	0.00%	\$0.00	
Direct Trunked Transport Facility/ Mile ESALT 10 Mbps DTF-E4	Circuit Miles	\$417.99	\$0.00000000	\$417.99	0.00	\$0.00	0.00	0.00	0.00%	\$0.00	
Direct Trunked Transport Facility/ Mile ESALT 50 Mbps DTF-E1	Circuit Miles	\$578.95	\$0.00000000	\$578.95	0.00	\$0.00	0.00	0.00	0.00%	\$0.00	
Direct Trunked Transport Facility/ Mile ESALT 50 Mbps DTF-E2	Circuit Miles	\$385.99	\$0.00000000	\$385.99	0.00	\$0.00	0.00	0.00	0.00%	\$0.00	
Direct Trunked Transport Facility/ Mile ESALT 50 Mbps DTF-E3	Circuit Miles	\$665.56	\$0.00000000	\$665.56	0.00	\$0.00	0.00	0.00	0.00%	\$0.00	
Direct Trunked Transport Facility/ Mile ESALT 50 Mbps DTF-E4	Circuit Miles	\$1,186.15	\$0.00000000	\$1,186.15	0.00	\$0.00	0.00	0.00	0.00%	\$0.00	
Direct Trunked Transport Facility/Termination Voice Grade - Two Wire & Four Wire	Termination	\$59.34	\$57.50	\$59.34	0.00	\$0.00	0.00	0.00	0.00%	\$0.00	
Direct Trunked Transport Facility/Termination High Capacity DS1	Termination	\$143.64	\$139.20	\$143.64	0.00	\$0.00	0.00	0.00	0.00%	\$0.00	
Direct Trunked Transport Facility/Termination High Capacity DS3	Termination	\$922.39	\$893.84	\$922.39	0.00	\$0.00	0.00	0.00	0.00%	\$0.00	

Transport Facility/Termination High Capacity DS3										
Direct Trunked Transport Facility/Termination Synchronous Optical Channel OC3	Termination	\$960.40	\$930.68	\$960.40	0.00	\$0.00	0.00	0.00	0.00%	\$0.00
Direct Trunked Transport Facility/Termination Synchronous Optical Channel OC12	Termination	\$2,091.09	\$2,026.38	\$2,091.09	0.00	\$0.00	0.00	0.00	0.00%	\$0.00
Direct Trunked Transport Facility/Termination ESALT 2 Mbps	Circuit terms	\$190.28	\$0.00000000	\$190.28	0.00	\$0.00	0.00	0.00	0.00%	\$0.00
Direct Trunked Transport Facility/Termination ESALT 10 Mbps	Circuit terms	\$232.62	\$0.00000000	\$232.62	0.00	\$0.00	0.00	0.00	0.00%	\$0.00
Direct Trunked Transport Facility/Termination ESALT 50 Mbps	Circuit terms	\$284.31	\$0.00000000	\$284.31	0.00	\$0.00	0.00	0.00	0.00%	\$0.00
Multiplexing, Per Arrangement DS3 to DS1	Termination	\$841.57	\$815.53	\$841.57	0.00	\$0.00	0.00	0.00	0.00%	\$0.00
Multiplexing, Per Arrangement DS1 to Voice	Termination	\$324.93	\$314.87	\$324.93	0.00	\$0.00	0.00	0.00	0.00%	\$0.00
Customer Node Per Node OC3 155.52 Mbps	Port	\$873.63	\$846.59	\$873.63	0.00	\$0.00	0.00	0.00	0.00%	\$0.00
Customer Node Per Node OC12 622.08 Mbps	Port	\$2,523.83	\$2,445.73	\$2,523.83	0.00	\$0.00	0.00	0.00	0.00%	\$0.00
Customer Premises Port, Per Port OC3 155.52 Mbps	Port	\$286.65	\$277.78	\$286.65	0.00	\$0.00	0.00	0.00	0.00%	\$0.00
Customer Premises Port, Per Port STS-1 51.84 Mbps	Port	\$344.18	\$333.53	\$344.18	0.00	\$0.00	0.00	0.00	0.00%	\$0.00
Customer Premises Port, Per Port DS3 44.736 Mbps	Port	\$344.18	\$333.53	\$344.18	0.00	\$0.00	0.00	0.00	0.00%	\$0.00
Customer Premises Port, Per Port DS1 1.544 Mbps	Port	\$88.22	\$85.49	\$88.22	0.00	\$0.00	0.00	0.00	0.00%	\$0.00
Add/Drop Multiplexing Central Office Port, Per Port DS1 1.544 Mbps	Port	\$70.58	\$68.40	\$70.58	0.00	\$0.00	0.00	0.00	0.00%	\$0.00
Add/Drop Multiplexing Central Office Port, Per Port OC3 155.52 Mbps	Port	\$286.65	\$277.78	\$286.65	0.00	\$0.00	0.00	0.00	0.00%	\$0.00
Add/Drop Multiplexing Central Office Port, Per Port DS3 44.736 Mbps	Port	\$176.48	\$171.02	\$176.48	0.00	\$0.00	0.00	0.00	0.00%	\$0.00
Network Blocking, Per Blocked Call, Network Blocking, Per Blocked Call, Applies to FGD only	Call	\$0.01670000	\$0.00000000	\$0.01670000	0.00	\$0.00	0.00	0.00	0.00%	\$0.00
ESALT Real Time CoS/QoS, Per ESALT DTF-E1 Facility ESALT 2 Mbps	Facility	\$15.57	\$0.00000000	\$15.57	0.00	\$0.00	0.00	0.00	0.00%	\$0.00
ESALT Real Time CoS/QoS, Per ESALT DTF-E1	Facility	\$77.87	\$0.00000000	\$77.87	0.00	\$0.00	0.00	0.00	0.00%	\$0.00

Facility ESALT 10 Mbps ESALT Real Time CoS/QoS, Per ESALT DTF-E1 Facility ESALT 50 Mbps	Facility	\$242.30	\$0.00000000	\$242.30	0.00	\$0.00	0.00	0.00	0.00%	\$0.00
ESALT Entrance Facility Protection, Per ESALT Entrance Facility ESALT 2 Mbps	Circuit	\$289.05	\$0.00000000	\$289.05	0.00	\$0.00	0.00	0.00	0.00%	\$0.00
ESALT Entrance Facility Protection, Per ESALT Entrance Facility ESALT 10 Mbps	Circuit	\$289.05	\$0.00000000	\$289.05	0.00	\$0.00	0.00	0.00	0.00%	\$0.00
ESALT Entrance Facility Protection, Per ESALT Entrance Facility ESALT 50 Mbps	Circuit	\$289.05	\$0.00000000	\$289.05	0.00	\$0.00	0.00	0.00	0.00%	\$0.00
Common Channel Signaling Network Connection Signaling Mileage Facility, Per Mile	Mile	\$7.96	\$7.71	\$7.96	0.00	\$0.00	0.00	0.00	0.00%	\$0.00
Common Channel Signaling Network Connection Signaling Mileage Termination, Per Termination	Termination	\$79.87	\$77.40	\$79.87	0.00	\$0.00	0.00	0.00	0.00%	\$0.00
Common Channel Signaling Network Connection Signaling Entrance Facility, Per Facility	Facility	\$152.98	\$148.24	\$152.98	0.00	\$0.00	0.00	0.00	0.00%	\$0.00
Common Channel Signaling Network Connection STP Port, Per Port	Port	\$788.31	\$763.92	\$788.31	0.00	\$0.00	0.00	0.00	0.00%	\$0.00
Terminating Tandem Switched Transport Terminating Tandem Switched Transport Facility	Minutes / Mile	\$0.00020400	\$0.00019800	\$0.00020400	12,944,785.00	\$2,640.74	0.00	0.00	0.00%	\$0.00
Terminating Tandem Switched Transport Terminating Tandem Switched Termination	Minutes	\$0.00106500	\$0.00103200	\$0.00106500	294,532.00	\$313.68	0.00	0.00	0.00%	\$0.00
Terminating Tandem Switched Transport Terminating Tandem Switching	Minutes	\$0.00268500	\$0.00260100	\$0.00268500	91,777.00	\$246.42	0.00	0.00	0.00%	\$0.00
Nonrecurring Charges Voice Grade Two Wire	Facility	\$489.27	\$474.14	\$489.27	0.00	\$0.00	0.00	0.00	0.00%	\$0.00
Nonrecurring Charges Voice Grade Four Wire	Facility	\$489.27	\$474.14	\$489.27	0.00	\$0.00	0.00	0.00	0.00%	\$0.00
Nonrecurring Charges High Capacity DS1	Facility	\$358.81	\$347.70	\$358.81	0.00	\$0.00	0.00	0.00	0.00%	\$0.00
Nonrecurring Charges High Capacity DS3	Facility	\$483.84	\$468.87	\$483.84	0.00	\$0.00	0.00	0.00	0.00%	\$0.00
Nonrecurring Charges Synchronous Optical Channel OC3	Facility	\$391.42	\$379.30	\$391.42	0.00	\$0.00	0.00	0.00	0.00%	\$0.00
Nonrecurring Charges Synchronous	Facility	\$391.42	\$379.30	\$391.42	0.00	\$0.00	0.00	0.00	0.00%	\$0.00

Optical Channel OC12											
Nonrecurring Charges Interim NXX Translation, Per Order	Order	\$239.21	\$231.80	\$239.21	0.00	\$0.00	0.00	0.00	0.00%	\$0.00	
Nonrecurring Charges FGC and FGD Conversion of Multifrequency Address Signaling to SS7 Signaling or SS7 Signaling to Multifrequency Address Signaling, per 24 trunks converted or fraction thereof on a per order basis	Order	\$480.57	\$465.70	\$480.57	0.00	\$0.00	0.00	0.00	0.00%	\$0.00	
Nonrecurring Charges Trunk Activation, per 24 trunks activated or fraction thereof on a per order basis	Order	\$499.05	\$483.61	\$499.05	0.00	\$0.00	0.00	0.00	0.00%	\$0.00	
Nonrecurring Charges Flexible Automatic Number Identification (Flex ANI), per End Office, per CIC	End Office	\$0.00000000	\$0.00000000	\$0.00000000	0.00	\$0.00	0.00	0.00	0.00%	\$0.00	
Nonrecurring Charges ESALT 2 Mbps	Facility	\$579.87	\$0.00000000	\$579.87	0.00	\$0.00	0.00	0.00	0.00%	\$0.00	
Nonrecurring Charges ESALT 10 Mbps	Facility	\$579.87	\$0.00000000	\$579.87	0.00	\$0.00	0.00	0.00	0.00%	\$0.00	
Nonrecurring Charges ESALT 50 Mbps	Facility	\$579.87	\$0.00000000	\$579.87	0.00	\$0.00	0.00	0.00	0.00%	\$0.00	
Nonrecurring Charges ESALT Direct Trunked Termination, per ESALT Direct Trunked Termination installed	Order	\$382.04	\$0.00000000	\$382.04	0.00	\$0.00	0.00	0.00	0.00%	\$0.00	
Nonrecurring Charges ESALT Entrance Facility Protection, per ESALT Entrance Facility	Facility	\$586.14	\$0.00000000	\$586.14	0.00	\$0.00	0.00	0.00	0.00%	\$0.00	
						\$3,528.21				\$0.00	

TO BE COMPLETED BY AN OFFICER OF THE REPORTING CARRIER

Certification of Officer for Rate-of-Return Carrier Not Seeking Duplicative Recovery

I certify that I am an officer of the reporting carrier and that, to the best of my knowledge, this reporting carrier is not seeking duplicative recovery in the state jurisdiction for any Eligible Recovery subject to the recovery mechanism as per 51.917(d)(vii).

Name of Reporting Carrier				Wolverton Telephone Co	
Signature of authorized officer			Date		5/17/2017
Printed name of authorized officer			Karl Blake		
Title or position of authorized officer			Executive Vice President		
Telephone number of authorized officer: (701) 284-7221 ext.					
Study Area Code of Reporting Carrier		381509	Filing Due Date for this form (mm/dd/yyyy)	6/16/2017	
Persons willfully making false statements on this form can be punished by fine or forfeiture under the Communications Act of 1934, 47 U.S.C. §§ 502, 503(b), or fine or Imprisonment under Title 18 of the United States Code, 18 U.S.C. § 1001.					

TO BE COMPLETED BY THE REPORTING CARRIER, IF AN AGENT IS FILING DATA ON THE CARRIER'S BEHALF:

Certification of Officer to Authorize an Agent to File Data Reported on Behalf of Reporting Carrier

I certify that (Name of Agent) National Exchange Carrier Association, Inc. (NECA) is authorized to submit the information reported on behalf of the reporting carrier. I also certify that I am an officer of the reporting carrier; my responsibilities include ensuring the accuracy of the data provided to the Authorized Agent; and, to the best of my knowledge, the actual data provided to the Authorized Agent are accurate.

Name of Authorized Agent National Exchange Carrier Association, Inc. (NECA)

Name of Reporting Carrier Wolverton Telephone Co

Signature of Authorized Officer 

Date 5/17/2017

Printed name of Authorized Officer Karl Blake

Title or position of Authorized Officer Executive Vice President

Telephone number of Authorized Officer: (701) 284-7221 ext. _____

Study Area Code of Reporting Carrier 381509

Filing Due Date for this form
(mm/dd/yyyy)


6/16/2017

Persons who make false statements on this form can be punished by fine or forfeiture under the Communications Act of 1934, 47 U.S.C. §§ 502, 503(b), or fine or imprisonment under Title 18 of the United States Code, 18 U.S.C. § 1001.

TO BE COMPLETED BY AN OFFICER OF THE REPORTING CARRIER

Certification of Officer for Rate-of-Return Carrier Eligibility for CAF/ICC Recovery


I certify that I am an officer of the reporting carrier and that, to the best of my knowledge, the reporting carrier on this form certifies that it has complied with Eligible Recovery §51.917(d) and Access Recovery Charge §51.917(e) and is eligible to receive the CAF/ICC support requested pursuant to §51.917(f).

Name of Reporting Carrier Wolverton Telephone Co			
Signature of authorized officer 		Date	5/17/2017
Printed name of authorized officer Karl Blake			
Title or position of authorized officer Executive Vice President			
Telephone number of authorized officer: (701) 284-7221 ext.			
Study Area Code of Reporting Carrier	381509	Filing Due Date for this form (mm/dd/yyyy)	6/16/2017
Persons willfully making false statements on this form can be punished by fine or forfeiture under the Communications Act of 1934, 47 U.S.C. §§ 502, 503(b), or fine or imprisonment under Title 18 of the United States Code, 18 U.S.C. § 1001.			

TO BE COMPLETED BY THE REPORTING CARRIER,

Certification of Officer as to the Accuracy of the CAF ICC Data Reported

I certify that I am an officer of the reporting carrier; my responsibilities include ensuring the accuracy of the actual data reported; and, to the best of my knowledge, the information reported on this form is accurate.

Name of Reporting Carrier Wolverton Telephone Co			
Signature of Authorized Officer 		Date 5/17/2017	
Printed name of Authorized Officer Karl Blake			
Title or position of Authorized Officer Executive Vice President			
Telephone number of Authorized Officer: (701) 284-7221 ext.			
Study Area Code of Reporting Carrier	381509	Filing Due Date for this form (mm/dd/yyyy)	6/16/2017
Persons willfully making false statements on this form can be punished by fine or forfeiture under the Communications Act of 1934, 47 U.S.C. §§ 502, 503(b), or fine or imprisonment under Title 18 of the United States Code, 18 U.S.C. § 1001.			

RATE FLOOR DATA COLLECTION - OMB Control Number 3060-0986

Block 1 - Contact Information


ROW #	DATA ELEMENT	FORMAT OF REQUESTED DATA	RESPONSE
1	Carrier Study Area Code	6 numeric digits	381509
2	Carrier Study Area Name	alpha characters	WOLVERTON TEL. CO.
3	Service Provider Identification Number	9 numeric digits	143002152
4	Residential Local Service Charge Effective Date	mm/dd/yy	06/01/17
5	Contact Name	alpha characters	Flanders, Shari
6	Contact Telephone Number (include area code)	9 numeric digits	701-284-4343
7	Sheet Number	numeric digit(s)	
8	Total Number of Sheets	numeric digit(s)	

Block 2- Residential Local Service Rates, Fees, and Line Counts

Column 1 Residential Local Service Charge	Column 2 State Subscriber Line Charge	Column 3 State Universal Service Fee	Column 4 Mandatory Extended Area Service Charge	Column 5 Loops	Column 6 Exchange Name/ Zone Name	Column 7 Class Of Service
22.00	0.00	0.00	0.00	127	Walcott	Res Flat Rate
22.00	0.00	0.00	0.00	4	Walcott	Lifeline
19.00	0.00	0.00	0.00	120	Christine	Res Flat Rate
19.00	0.00	0.00	0.00	2	Christine	Lifeline

Rate Floor Data

TO BE COMPLETED BY THE REPORTING CARRIER, IF AN AGENT IS FILING RATE FLOOR DATA ON THE CARRIER'S BEHALF:


<p>Certification of Officer to Authorize an Agent to File Rate Floor Data on Behalf of Reporting Carrier</p> <p>I certify that <u>National Exchange Carrier Association (NECA)</u> is authorized to submit the information reported on behalf of the reporting carrier. I also certify that I am an officer of the reporting carrier; my responsibilities include ensuring the accuracy of the actual rate floor data provided to the authorized agent; and, to the best of my knowledge, the actual rate floor data provided to the authorized agent is accurate.</p> <p>I certify that I am authorized to submit the information reported on this form on behalf of the reporting carrier; that I have provided the information reported herein based on data provided by the reporting carrier; and to the best of my knowledge the information reported herein is accurate.</p>			
Name of Authorized Agent <u>National Exchange Carrier Association (NECA)</u>			
Name of Reporting Carrier <u>Wolverton Telephone Co</u>			
Signature of authorized officer 			Date <u>5/31/2017</u>
Printed name of authorized officer <u>Karl Blake</u>			
Title or position of authorized officer <u>Executive Vice President</u>			
Telephone number of authorized officer: <u>(701) 284-7221</u> ext.			
Study Area Code of Reporting Carrier	<u>381509</u>	Filing Due Date for this form (mm/dd/yyyy)	<u>07/01/2017</u>

Rate Floor Template

Certification of Officer as to the Accuracy of the Data Reported for the Rate Floor Data

I certify that I am an officer of the reporting carrier; my responsibilities include ensuring the accuracy of the actual rate floor data reported ; and, to the best of my knowledge, the information reported on this form is accurate.

Name of Reporting Carrier **Wolverton Telephone Co**

Signature of authorized officer 

Date **5/31/2017**

Printed name of authorized officer **Karl Blake**

Title or position of authorized officer **Executive Vice President**

Telephone number of authorized officer: **(701) 284-7221, ext.**

Study Area Code of Reporting Carrier **381509**

Filing Due Date for this form
(mm/dd/yyyy)

07/01/2017