



UTILITIES CO.


A Division of MDU Resources Group, Inc.

400 North Fourth Street
Bismarck, ND 58501
(701) 222-7900

ORIGINAL

August 8, 2018

Executive Secretary
North Dakota Public Service Commission
State Capitol Building
Bismarck, ND 58505



Re: Cost of Gas Adjustment
(COG) Rate 88 and Rate 99
Case No. PU-18-008

In accordance with North Dakota Century Code Section 49-05-05, Montana-Dakota Utilities Co. (Montana-Dakota), a Division of MDU Resources Group, Inc., respectfully submits an original and two (2) copies of a Cost of Gas (COG) change pursuant to the terms of Rates 88 and 99.

Attachment A is the Rate Summary Sheet (169th Revised Sheet No. 3) showing the proposed natural gas rates, with currently effective distribution rates.

Montana-Dakota purchases gas supplies under a number of contracts. The commodity cost of gas has increased \$0.218 per dk since the July 1, 2018 rates due to an increase in the overall commodity price of gas. Attachment B explains the reasons for the increase in the market price of gas. In addition, there has been a change in pipeline rates as shown on Attachment C, decreasing the cost of gas by \$0.024 per dk in North Dakota.

The COG tariff sheet, Exhibit A page 1, summarizes the gas cost adjustment, the surcharge adjustment, and the grain drying margin sharing, calculated pursuant to the terms of Rate 88 that will apply during the month of September 2018.

The net effect of this filing, calculated pursuant to the terms of Rate 88, is an increase of \$0.194 per dk for residential customers and firm general customers, an increase of \$0.208 per dk for small and large interruptible customers, and an increase of \$0.207 per dk for Air Force interruptible customers from the currently effective rates.

Exhibit B shows the calculation of the current gas cost adjustment that will be applicable to Montana-Dakota's customers for the month of September 2018. The average cost of gas for firm customers, adjusted for losses, is \$3.684.

Exhibit B-1- Confidential contains confidential information on gas commodity pricing and is designated as Trade Secret in accordance with the Commission's March 23, 2016 Order in Case No. PU-16-008. Exhibit B-1 – Public Copy is also enclosed. Montana-Dakota has submitted a renewal of the Application for Trade Secret Protection to the Commission in

Case No. PU-18-008 to renew the request of confidential treatment of portions of the cost of gas calculation for 2018.

Exhibit C shows the calculation of the return on storage inventory balances and prepaid demand and commodity balances using the calculation procedure set forth in Rate 88. The overall rate of return of 7.340% was authorized by the Commission in Case No. PU-15-90. The revenue requirement reflects the federal income tax rate enacted in the 2017 Tax Cuts and Jobs Act.

Montana-Dakota purchases propane supplies from various wholesale suppliers. There is no change in the cost of propane from that established in the July 2018 PGA filing.

Exhibit D shows the computation of the (over)/under recovered gas cost account balances.

These proposed adjustments, calculated in accordance with Rate 88, will amount to an increase of approximately \$84,300 for natural gas customers during the month of September 2018. All of Montana-Dakota's retail natural gas customers in North Dakota may be affected by this proposal. There were 108,591 natural gas customers and 341 propane customers in North Dakota as of July 31, 2018.

Please refer all inquiries regarding this filing to:

Ms. Tamie A. Aberle
Director of Regulatory Affairs
Montana-Dakota Utilities Co.
400 North Fourth Street
Bismarck, ND 58501

Also, please send copies of all written inquiries, correspondence and pleadings to:

Mr. Karl A. Liepitz
Assistant General Counsel
MDU Resources Group, Inc.
P. O. Box 5650
Bismarck, ND 58506-5650

Montana-Dakota submitted a check on February 8, 2018 to the North Dakota Public Service Commission for \$600 pursuant to the requirements of North Dakota Century Code Section 49-05-05. This payment will cover the filing fee associated with the monthly COG filings.

Montana-Dakota respectfully requests that this filing be accepted as being in full

compliance with the filing requirements of this Commission.

Please acknowledge receipt by stamping or initialing the duplicate copy of this letter attached hereto and returning the same in the enclosed self-addressed stamped envelope.

If you have any questions regarding this filing, please contact me at (701) 222-7856 or tamie.aberle@mdu.com

Sincerely,



Tamie A. Aberle
Director of Regulatory Affairs

Attachment

Attachment A

**Rate Summary Sheet
(Proposed)**



Montana-Dakota Utilities Co.

A Division of MDU Resources Group, Inc.

400 N 4th Street
Bismarck, ND 58501

State of North Dakota Gas Rate Schedule

NDPSC Volume 7

169th Revised Sheet No. 3

Canceling 168th Revised Sheet No. 3

RATE SUMMARY SHEET

Page 1 of 2

Rate Schedule	Sheet No.	Basic Service Charge	Distribution Delivery Charge	COG Items	Total Rate/ Dk
Residential Rate 60 ¹	4	\$0.6443 per day	\$0.000	\$3.697	\$3.697
Air Force Rate 64 ¹	7				
Minot Air Force Base		\$2,000.00 per month			
PAR Site		\$175.00 per month			
Firm Service			\$0.329	\$3.697	\$4.026
Interruptible Service - PAR			\$0.177	\$2.638	\$2.815
Interruptible Service - MAFB			\$0.177	\$2.601	\$2.778
Firm General Service Rate 70 ¹	13				
Meters rated < 500 cubic feet		\$0.67 per day			
Meters rated > 500 cubic feet		\$1.90 per day	\$0.730	\$3.697	\$4.427
Small Interruptible Gas Rate 71 ¹	14	\$175.00 per month	(Maximum) \$1.112	\$2.638	(Maximum) \$3.750
Optional Seasonal Gas ¹					
Service Rate 72	15				
Meters rated < 500 cubic feet		\$0.67 per day			
Meters rated > 500 cubic feet		\$1.90 per day	\$0.730	\$2.528	\$3.258
Transportation Service ¹	24				
Small Interruptible Rate 81		\$175.00 per month			
Maximum			\$0.668		
Minimum			\$0.102		
Large Interruptible Rate 82		\$1,000.00 per month			
Maximum			\$0.297		
Minimum			\$0.061		
Large Interruptible Gas Rate 85 ¹	27	\$1,000.00 per month	(Maximum) \$0.718	\$2.638	(Maximum) \$3.356
Residential Propane Rate 90 ¹	32	\$0.6443 per day	\$0.000	\$6.094	\$6.094
Firm General Propane Rate 92 ¹	34				
Meters rated < 500 cubic feet		\$0.67 per day			
Meters rated > 500 cubic feet		\$1.90 per day	\$0.730	\$6.094	\$6.824

1/ Interim increase of 7.357% applicable to amounts billed under Basic Service Charge and Distribution Delivery Charge.

Date Filed: August 8, 2018

Effective Date: September 1, 2018

Issued By: Tamie A. Aberle
Director - Regulatory Affairs

Case No.: PU-18-008

**Montana-Dakota Utilities Co.
Market Conditions for Regional Natural Gas
September 2018**

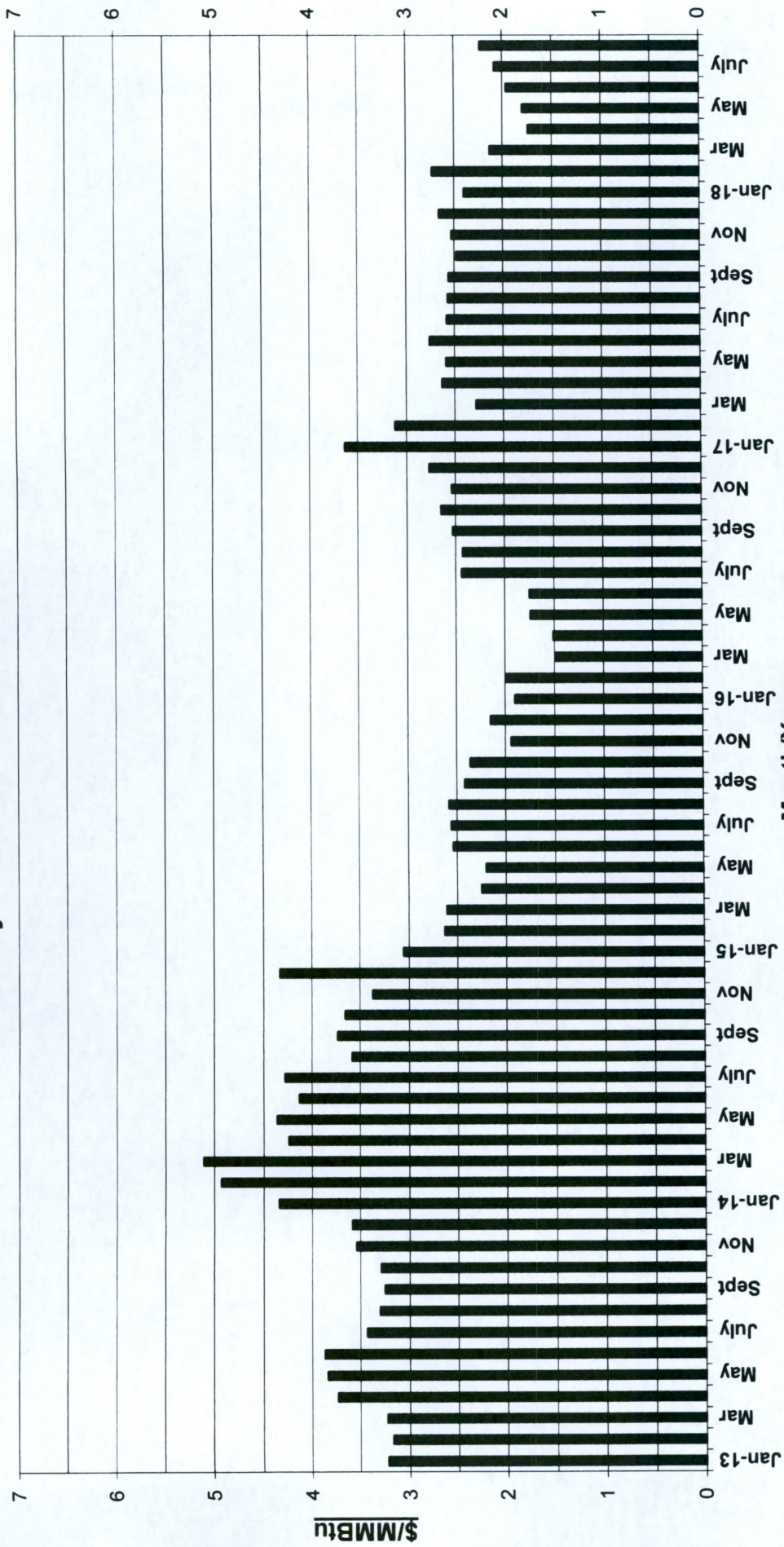
The established monthly price for the Rocky Mountain CIG Index has increased by \$0.15/MMBTU from the previous filing to a posted \$2.23/MMBTU. The CIG Rocky Mountain Index is based on a price discovery survey by several natural gas periodicals, including "Inside FERC Gas Market" report and "Gas Daily" by McGraw-Hill Companies, of prices paid by willing sellers and buyers of quantities of gas in that region. That price is reflective of natural gas prices in the Rocky Mountain region and indicative of the supplies Montana-Dakota purchases for its requirements.

Only August 1, 2018 S&P Global Platts *Gas Daily Market Fundamentals* reported Rockies and West demand continues to remain high. Price strength is expected to continue on warmer-than-normal temperatures. Downstream hubs such as SoCal city-gate has closed as high as \$9.50/MMBTU in recent days amongst tight supply and demand balances.

The EIA reported nationwide storage levels as of July 27, 2018 at 19.7 percent below the five-year average and 23.0 percent below last year's balance.

The Department of Energy's (DOE) Energy Information Administration (EIA) provides various publications on energy issues. The information is available on the DOE website: <http://www.eia.doe.gov>.

CIG Rocky Mountains Index Monthly Gas Prices 2013-2018YTD



From Inside F.E.R.C.'s Gas Market Report
Annual Averages: - 2016-\$2.15; 2017-\$2.70, 2018YTD-\$2.13

**Montana-Dakota Utilities Co.
Pipeline Rate Changes Since Last COG
North Dakota**

NorthWestern Energy

On May 31, 2018, NorthWestern Energy filed an application for approval to implement rates related to its Unreflected Gas Cost and Gas Transportation Adjustment Clause Balance in Docket No. D2017.7.58 to be effective July 1, 2018.

Approximate impact on Montana-Dakota's cost of gas: 0.1 cents per dk.

NOVA Gas Transmission Ltd.

On March 23, 2018, TransCanada filed new interim rates for the Alberta System with the National Energy Board (NEB) to be effective May 1, 2018.

Approximate impact on Montana-Dakota's cost of gas: 0.0 cents per dk.

South Dakota Intrastate Pipeline Company

On June 20, 2018, South Dakota Intrastate Pipeline Co. filed its new natural gas rates in Docket No. NG17-009 to be effective September 1, 2018.

The South Dakota Intrastate Pipeline tariff has changed to a capacity payment rather than a per unit commodity payment.

Approximate impact on Montana-Dakota's cost of gas: (2.5) cents per dk.

MONTANA-DAKOTA UTILITIES CO.
COST OF GAS TARIFF SHEET
NORTH DAKOTA GAS
EFFECTIVE SEPTEMBER 2018

	Firm		Small & Large Interruptible	Air Force Interruptible
	Residential & General Service	Optional Seasonal		
<u>Gas Cost Adjustment:</u>				
Gas Cost Level (Exhibit B)	\$3.684	\$2.515	\$2.633	\$2.621
Prior Filed Gas Cost	3.490	2.375	2.425	2.414
Current Gas Cost Adjustment	\$0.194	\$0.140	\$0.208	\$0.207
<u>Surcharge Adjustment:</u>				
Current Adjustment	\$0.025	\$0.025	\$0.005	(\$0.020)
Prior Filed Adjustment	0.025	0.025	0.005	(0.020)
Change in Surcharge Adjustment	\$0.000	\$0.000	\$0.000	\$0.000
Gas Cost Level	\$3.684	\$2.515	\$2.633	\$2.621
Plus: Surcharge	0.025	0.025	0.005	(0.020)
Total Gas Cost Level in Tariff Rates	\$3.709	\$2.540	\$2.638	\$2.601
<u>Grain Drying Margin Sharing</u>				
Current Adjustment	(\$0.012)	(\$0.012)	\$0.000	\$0.000
Prior Filed Adjustment	(0.012)	(0.012)	0.000	0.000
Change in Grain Drying Margin Sharing	\$0.000	\$0.000	\$0.000	\$0.000
Total Cost of Gas Items	\$3.697	\$2.528	\$2.638	\$2.601
Net Increase (Decrease) in Gas Costs	\$0.194	\$0.140	\$0.208	\$0.207

**MONTANA-DAKOTA UTILITIES CO.
CURRENT GAS COST ADJUSTMENT - NORTH DAKOTA
RESIDENTIAL AND GENERAL SERVICE
EFFECTIVE SEPTEMBER 2018**

	Amount
Total Gas Costs 1/	\$57,966,836
Residential and General Service dk Requirements 2/	15,808,337
Average Cost of Gas per dk	\$3.667
Average Cost of Gas as Adjusted for Losses @ 99.55%	3.684
Less: Gas Cost Level in Rates 3/	3.490
Current Gas Cost Adjustment	\$0.194

1/ Includes all pipeline demand and commodity charges. See Exhibit B, pages 5-19 for currently effective pipeline rates. Also includes a return on prepaid demand, commodity and cycle storage balances as shown on Exhibit C.

2/ Normalized dk sales for the twelve months ended June 30, 2018, adjusted for losses at .45%.

3/ Gas Cost Level in Current Tariff Rates Case No. PU-18-008 effective July 1, 2018:

Cost of Purchased Gas	\$3.474
Adjustment for Distribution Losses	0.9955
Gas Cost Level in Base Tariff Rates	\$3.490

**MONTANA-DAKOTA UTILITIES CO.
CURRENT GAS COST ADJUSTMENT - NORTH DAKOTA
OPTIONAL SEASONAL - RATE 72
EFFECTIVE SEPTEMBER 2018**

Total Gas Costs 1/	\$57,966,836
Less: Annual MDDQ Costs	<u>18,382,134</u>
Total Gas Costs excluding MDDQ	\$39,584,702
Firm Service Requirements 1/	15,808,337
Other Gas Costs per Dk (excluding MDDQ)	\$2.504
<u>Summer - June - September</u>	
Summer Seasonal Rate, adjusted for losses 2/	2.515
Less: Gas Cost Level in Rates 3/	<u>2.375</u>
Current Gas Cost Adjustment	<u><u>\$0.140</u></u>

1/ Exhibit B, page 1.

2/ Loss factor of .45%.

3/ Gas Cost Level in Current Tariff Rates Case No. PU-18-008 effective July 1, 2018:

	<u>Summer</u>
Cost of Purchased Gas	\$2.364
Adjustment for Distribution Losses	0.9955
Gas Cost Level in Base Tariff Rates	\$2.375

**MONTANA-DAKOTA UTILITIES CO.
CURRENT GAS COST ADJUSTMENT - NORTH DAKOTA
INTERRUPTIBLE
EFFECTIVE SEPTEMBER 2018**

	Amount
Total Gas Costs 1/	\$16,247,649
Interruptible Service dk Requirements	6,198,292
Average Cost of Gas per dk	\$2.621
Average Cost of Gas as Adjusted for Losses @ 99.55%	2.633
Less: Gas Cost Level in Rates 2/	2.425
Current Gas Cost Adjustment	\$0.208

1/ Includes all pipeline demand and commodity charges. See Exhibit B, pages 5-19 for currently effective pipeline rates. Also includes a return on prepaid demand, commodity and cycle storage balances as shown on Exhibit C.

2/ Gas Cost Level in Current Tariff Rates Case No. PU-18-008 effective July 1, 2018:

Cost of Purchased Gas	\$2.414
Adjustment for Distribution Losses	0.9955
Gas Cost Level in Base Tariff Rates	\$2.425

MONTANA-DAKOTA UTILITIES CO.
CURRENT GAS COST ADJUSTMENT - NORTH DAKOTA
AIR FORCE INTERRUPTIBLE
EFFECTIVE SEPTEMBER 2018

	<u>Amount</u>
Total Gas Costs 1/	<u>\$1,255,940</u>
Air Force Interruptible dk Requirements	479,120
Average Cost of Gas per dk	\$2.621
Less: Gas Cost Level in Rates 2/	<u>2.414</u>
Current Gas Cost Adjustment	<u><u>\$0.207</u></u>

1/ Includes all pipeline demand and commodity charges. See Exhibit B, pages 5-19 for currently effective pipeline rates. Also includes a return on prepaid demand, commodity and cycle storage balances as shown on Exhibit C, allocated to Air Force interruptible on MDDQ.

2/ Gas Cost Level in Current Tariff Rates Case No. PU-18-008 effective July 1, 2018:
Cost of Purchased Gas \$2.414

**Montana-Dakota Utilities Co.
Schedule of Applicable Effective Pipeline Rates**

WBI Energy Transmission, Inc. - Exhibit B, pages 10 - 14 for Schedules FT-1, FTN-1, and FS-1.

Northern Border Pipeline Company - Exhibit B, page 15 for Schedule T-1.

Foothills Pipe Lines, Ltd. - Billed on a cost of service basis so there are no tariff sheets.

NOVA Gas Transmission - Exhibit B, pages 16-17 for Schedule FT-D.

NorthWestern Energy - Exhibit B, page 18 for Schedule T-FTG-1.

South Dakota Intrastate Pipeline - Exhibit B, page 19 for Rate 1.

Black Hills Gas Distribution, LLC - Exhibit B, Page 20 for Schedule TC.

**MONTANA-DAKOTA UTILITIES CO.
CALCULATION OF NORTHERN BORDER ET AL RATE
SEPTEMBER 2018 PGA**

Northern Border 1/	
Monchy to Mina Mileage	506.0943
Maximum Rate	<u>\$0.0256</u>
Maximum Rate Per 100 Miles	\$0.1296
Foothills (FT) Zone 9	
Rate (Canadian GJ/d) 2/	\$0.0660
GJ/d conversion to MMBtu	1.0551
Currency Exchange Rate 3/	<u>0.7691</u>
	0.0536
NOVA - FT-D	
Demand Rate (Canadian GJ/d) 4/	\$0.1593
GJ/d conversion to MMBtu	1.0551
Currency Exchange Rate 3/	<u>0.7691</u>
	0.1293
Northern Border Et Al Rate	<u><u>\$0.3125</u></u>

1/ T-1 & T-1B Daily Reservation Rate, Port of Morgan, MT to Ventura, IA effective April 1, 2018.

2/ Rate Schedule FT, Firm Service Zone 9, rates effective January 1, 2018.

3/ Exchange rate per August 2, 2018 Gas Daily.

4/ FT-D Demand Rate per Month, Empress/McNeill Border, rates effective May 1, 2018 (expressed as a daily rate). Includes a 10% discount rate.

**MONTANA-DAKOTA UTILITIES CO.
NORTHWESTERN ENERGY DEMAND AND COMMODITY CHARGES
SEPTEMBER 2018 PGA**

<u>Demand:</u>	<u>Billing Determinants</u>	<u>Rate</u>	<u>Annual Charge</u>
Monthly Meter Charges 1/ MDDQ 2/	12 10,700	\$393.75 10.182596	\$4,725 1,307,445 <u>1,312,170</u>
Demand charge per dk			<u><u>\$10.21939</u></u>
<u>Commodity: 3/</u>			
Transportation			\$0.077184
GTAC			<u>\$0.015956</u>
			<u><u>\$0.093140</u></u>

1/ One meter rated at >30,000 cubic feet per hour.
2/ Firm Transportation Reservation Rate (T-FTG-1)
47th Revised Sheet No. 80.1, effective July 1, 2018.
3/ Firm Transmission Commodity Rate (T-FTG-1)
47th Revised Sheet No. 80.1, effective July 1, 2018.

**MONTANA-DAKOTA UTILITIES CO.
BLACK HILLS GAS TRANSPORTATION CHARGES
SEPTEMBER 2018 PGA**

<u>Demand:</u>	<u>Billing Determinants</u>	<u>Rate</u>	<u>Total</u>
Administrative Fee 1/	12	\$650	<u>\$7,800</u>
MDDQ 2/	2,000	7.00000	<u>168,000</u>
Total			<u>\$175,800</u>
 Demand charge per dk			 <u><u>\$7.32500</u></u>
 <u>Commodity: 2/</u>			
Transportation			<u><u>\$0.08</u></u>

1/ Two meters @ \$325/meter. Black Hills Gas WY Rate Schedule TC, First Revised Sheet No. 9.

2/ Discount Agreement for Montana-Dakota Utilities Co. on Firm Transportation Service Agreement #6000189 effective January 1, 2016 through March 31, 2019.

**MONTANA-DAKOTA UTILITIES CO.
SOUTH DAKOTA INTRASTATE PIPELINE TRANSPORTATION CHARGES
MONTANA-DAKOTA UTILITIES CO.**

<u>Demand:</u>	<u>Monthly Rate 1/</u>	<u>Billing Determinants 2/</u>	<u>Total</u>
MDDQ	159,540.83	15,588	\$10.23485

1/ SD Intrastate Pipeline 1st Revised Sheet No. 1 effective September 1, 2018 through August 31, 2023. Previously, Montana-Dakota paid on a per Dk commodity transported. The allocation is now on a capacity basis.

2/ Dk daily capacity per agreement for Montana-Dakota Utilities Co. on Firm Transportation Service.

NOTICE OF CURRENTLY EFFECTIVE RATES

(ALL RATES ARE STATED IN CENTS PER DEKATHERM OR EQUIVALENT DEKATHERM AS INDICATED)

RATE SCHEDULE		UNIT	BASE TARIFF RATE	TOP THROUGHPUT SURCHARGE	GAS SUPPLY REALIGNMENT SURCHARGE	BASE TARIFF RATE PLUS SURCHARGES
RATE SCHEDULE FT-1						
RESERVATION CHARGE						
MAXIMUM DAILY DELIVERY QUANTITY (MDDQ)						
MAXIMUM	RATE PER EQV. DKT PER MO.		921.000	N.A.	N.A.	921.000
MINIMUM	RATE PER EQV. DKT PER MO		0.000	N.A.	N.A.	0.000
COMMODITY CHARGE						
MAXIMUM A/B/C/	RATE PER DKT		2.842	N.A.	N.A.	2.842
MINIMUM A/B/C/	RATE PER DKT		2.842	N.A.	N.A.	2.842
SCHEDULED OVERRUN CHARGE						
MAXIMUM A/B/C/	RATE PER DKT		32.112	N.A.	N.A.	32.112
MINIMUM A/B/C/	RATE PER DKT		2.842	N.A.	N.A.	2.842
VOLUMETRIC CAPACITY RELEASE CHARGE						
MAXIMUM	RATE PER DKT		30.279	N.A.	N.A.	30.279
MINIMUM	RATE PER DKT		0.000	N.A.	N.A.	0.000

A/ SHIPPER MUST REIMBURSE TRANSPORTER IN-KIND FOR TRANSPORTATION FUEL USE AND LOST AND UNACCOUNTED FOR GAS. THE APPLICABLE PERCENTAGES ARE REFLECTED ON SHEET NO. 21A. THESE PERCENTAGES SHALL BE APPLIED TO THE APPLICABLE QUANTITIES OF GAS TENDERED TO TRANSPORTER FOR SHIPPER'S ACCOUNT AT THE RECEIPT POINT(S) INTO TRANSPORTER'S TRANSMISSION FACILITIES.

B/ SHIPPER MUST REIMBURSE TRANSPORTER FOR ELECTRIC POWER USED FOR TRANSPORTATION. THE APPLICABLE RATE IS REFLECTED ON SHEET NO. 21B. THIS RATE SHALL BE APPLIED TO THE APPLICABLE QUANTITIES OF GAS TENDERED TO TRANSPORTER FOR SHIPPER'S ACCOUNT AT THE RECEIPT POINT(S) INTO TRANSPORTER'S TRANSMISSION FACILITIES.

C/ SHIPPER MUST REIMBURSE TRANSPORTER FOR THE ACA SURCHARGE. SUCH SURCHARGE SHALL BE THE ACA UNIT CHARGE SPECIFIED IN THE ANNUAL NOTICE ISSUED BY THE FERC ENTITLED "FY [YEAR] GAS ANNUAL CHARGES CORRECTION FOR ANNUAL CHARGES UNIT CHARGE."

NOTICE OF CURRENTLY EFFECTIVE RATES

(ALL RATES ARE STATED IN CENTS PER DEKATHERM OR EQUIVALENT DEKATHERM AS INDICATED)

RATE SCHEDULE	UNIT	BASE TARIFF RATE	TOP THROUGHPUT SURCHARGE	GAS SUPPLY REALIGNMENT SURCHARGE	BASE TARIFF RATE PLUS SURCHARGES

RATE SCHEDULE FTM-1					

RESERVATION CHARGE					
MAXIMUM DAILY DELIVERY QUANTITY (MDDQ)					
MAXIMUM	RATE PER EQV. DKT PER MO.	24.274	N.A.	N.A.	24.274
MINIMUM	RATE PER EQV. DKT PER MO.	1.263	N.A.	N.A.	1.263
VOLUMETRIC CAPACITY RELEASE CHARGE					
MAXIMUM	RATE PER DKT	0.798	N.A.	N.A.	0.798
MINIMUM	RATE PER DKT	0.042	N.A.	N.A.	0.042

NOTICE OF CURRENTLY EFFECTIVE RATES

(ALL RATES ARE STATED IN CENTS PER DEKATHERM OR EQUIVALENT DEKATHERM AS INDICATED)

RATE SCHEDULE	UNIT	BASE TARIFF RATE	TOP THROUGHPUT SURCHARGE	GAS SUPPLY REALIGNMENT SURCHARGE	BASE TARIFF RATE PLUS SURCHARGES
RATE SCHEDULE FS-1					
CAPACITY RESERVATION CHARGE					
MAXIMUM	RATE PER EQV. DKT PER MO.	1.757	N.A.	N.A.	1.757
MINIMUM	RATE PER EQV. DKT PER MO.	0.000	N.A.	N.A.	0.000
CAPACITY DELIVERABILITY CHARGE					
MAXIMUM	RATE PER EQV. DKT PER MO.	201.507	N.A.	N.A.	201.507
MINIMUM	RATE PER EQV. DKT PER MO.	0.000	N.A.	N.A.	0.000
INJECTION CHARGE					
MAXIMUM A/B/	RATE PER DKT	1.221	N.A.	N.A.	1.221
MINIMUM A/B/	RATE PER DKT	1.221	N.A.	N.A.	1.221
WITHDRAWAL CHARGE					
MAXIMUM A/B/	RATE PER DKT	1.221	N.A.	N.A.	1.221
MINIMUM A/B/	RATE PER DKT	1.221	N.A.	N.A.	1.221
SCHEDULED OVERRUN CHARGE					
MAXIMUM A/B/	RATE PER DKT	18.683	N.A.	N.A.	18.683
MINIMUM A/B/	RATE PER DKT	1.221	N.A.	N.A.	1.221
WITHDRAWAL					
MAXIMUM A/B/	RATE PER DKT	18.683	N.A.	N.A.	18.683
MINIMUM A/B/	RATE PER DKT	1.221	N.A.	N.A.	1.221

A/ SHIPPER MUST REIMBURSE TRANSPORTER IN-KIND FOR STORAGE FUEL USE AND LOST AND UNACCOUNTED FOR GAS. THE APPLICABLE PERCENTAGES ARE REFLECTED ON SHEET NO. 21A. THESE PERCENTAGES SHALL BE APPLIED TO THE APPLICABLE QUANTITIES OF GAS INJECTED AND/OR WITHDRAWN BY TRANSPORTER FOR SHIPPER'S ACCOUNT AT TRANSPORTER'S STORAGE FACILITIES.
 B/ SHIPPER MUST REIMBURSE TRANSPORTER FOR ELECTRIC POWER USED FOR STORAGE. THE APPLICABLE RATE IS REFLECTED ON SHEET NO. 21B. THIS RATE SHALL BE APPLIED TO THE APPLICABLE QUANTITIES OF GAS INJECTED AND/OR WITHDRAWN BY TRANSPORTER FOR SHIPPER'S ACCOUNT AT TRANSPORTER'S STORAGE FACILITIES.

NOTICE OF CURRENTLY EFFECTIVE RATES

 FUEL USE AND LOST AND UNACCOUNTED FOR GAS ("L&U") REIMBURSEMENT PERCENTAGES

TRANSPORTATION - RATE SCHEDULES FT-1 AND IT-1

	<u>CURRENT PERCENTAGE</u>	<u>DEFERRAL PERCENTAGE</u>	<u>TOTAL PERCENTAGE</u>
FUEL USE REIMBURSEMENT	1.688%	(0.281)%	1.407%
L&U REIMBURSEMENT	0.281%	0.413%	0.694%

GATHERING - FIRM AND INTERRUPTIBLE

	<u>CURRENT PERCENTAGE</u>	<u>DEFERRAL PERCENTAGE</u>	<u>TOTAL PERCENTAGE</u>
FUEL USE REIMBURSEMENT	5.074%	(0.060)%	5.014%
L&U REIMBURSEMENT	0.129%	0.391%	0.520%

STORAGE - RATE SCHEDULES FS-1 AND IS-1

	<u>CURRENT PERCENTAGE</u>	<u>DEFERRAL PERCENTAGE</u>	<u>TOTAL PERCENTAGE</u>
FUEL USE REIMBURSEMENT	0.485%	(0.135)%	0.350%
L&U REIMBURSEMENT	(0.134)%	0.267%	0.133%

NOTICE OF CURRENTLY EFFECTIVE RATES

 ELECTRIC POWER REIMBURSEMENT RATES (CENTS/DKT)

TRANSPORTATION - RATE SCHEDULES FT-1 AND IT-1

	<u>CURRENT RATE</u>	<u>DEFERRAL RATE</u>	<u>TOTAL RATE</u>
ELECTRIC POWER REIMBURSEMENT	1.189	(0.029)	1.160

GATHERING - FIRM AND INTERRUPTIBLE

	<u>CURRENT RATE</u>	<u>DEFERRAL RATE</u>	<u>TOTAL RATE</u>
ELECTRIC POWER REIMBURSEMENT	0.000	0.000	0.000

STORAGE - RATE SCHEDULES FS-1 AND IS-1

	<u>CURRENT RATE</u>	<u>DEFERRAL RATE</u>	<u>TOTAL RATE</u>
ELECTRIC POWER REIMBURSEMENT	0.000	(0.025)	(0.025)

STATEMENT OF RATES

Rate Schedule -----	Long-Term Base Tariff Rate (per 100 Dth-Miles) 1/ -----
T-1 and T-1B	
Daily Reservation Rate - Port of Morgan, MT to Ventura, IA	
Maximum	\$0.0256
Minimum	\$0.0000
Daily Reservation Rate - Ventura, IA to North Hayden, IN	
Maximum	\$0.0275
Minimum	\$0.0000
Commodity Rate - Port of Morgan, MT to North Hayden, IN	
Maximum	\$0.0004
Minimum	\$0.0004

1/ Applicable to any Rate Schedule T-1 U.S. Shippers Service Agreement or any Rate Schedule T-1B Service Agreement with a primary term of at least twelve consecutive months.

Service	Rates, Tolls and Charges		
1. Rate Schedule FT-R	Refer to Attachment "1" for applicable FT-R Demand Rate per month based on a three-year term (Price Point "B") & Surcharge for each Receipt Point Average Firm Service Receipt Price (AFSRP) \$207.20 /10³m³ / month		
2. Rate Schedule FT-RN	Refer to Attachment "1" for applicable FT-RN Demand Rate per month & Surcharge for each Receipt Point		
3. Rate Schedule FT-D ¹	Refer to Attachment "2" for applicable FT-D Demand Rate per month based on a one year term (Price Point "Z") & Surcharge for each Group 1 or Group 2 Delivery Point Average FT-D Demand Rate for Group 1 Delivery Points \$5.24 /GJ FT-D Demand Rate for Group 2 Delivery Points \$4.99 /GJ FT-D Demand Rate for Group 3 Delivery Points \$5.99 /GJ		
4. Rate Schedule STFT	STFT Bid Price = Minimum of 100% of the applicable FT-D Demand Rate based on a one year term (Price Point "Z") for each Group 1 Delivery Point		
5. Rate Schedule FT-DW	FT-DW Bid Price = Minimum of 125% of the applicable FT-D Demand Rate based on a three year term (Price Point "Y") for each Group 1 Delivery Point		
6. Rate Schedule FT-P ¹	Refer to Attachment "3" for applicable FT-P Demand Rate per month		
7. Rate Schedule LRS-3	LRS-3 Demand Rate per month \$129.55 /10³m³ / month		
8. Rate Schedule IT-R	Refer to Attachment "1" for applicable IT-R Rate for each Receipt Point		
9. Rate Schedule IT-D ¹	Refer to Attachment "2" for applicable IT-D Rate for each Delivery Point		
10. Rate Schedule FCS	The FCS Charge is determined in accordance with Attachment "1" to the applicable Schedule of Service		
11. Rate Schedule PT	The PT Charge is determined in accordance with the applicable Schedule of Service		
12. Rate Schedule OS	<u>Schedule No.</u>	<u>Charge</u>	
	2017943711	\$121.30	/10 ³ m ³ / month
	2017939621	\$121.30	/10 ³ m ³ / month
	2017939620	\$121.30	/10 ³ m ³ / month
	2017939619	\$121.30	/10 ³ m ³ / month
	2017944787	\$121.30	/10 ³ m ³ / month
	2011475772	\$9,250.00	/ month
	2017849279	\$788.00	/ month
	2003004522	Applicable IT-R and IT-D Rate	
	2011476052 /	\$0.1641	/ GJ subject to
	2011476054	\$717,000.00	Minimum Annual Charge
	2017887638 / 2011476092 /	\$0.095	/ GJ and
	2016721799 / 2016759254	\$1,000.00	/ month
13. Rate Schedule CO2	<u>Tier</u>	<u>CO₂ Rate (\$/10³m³)</u>	
	1	543.57	
	2	430.09	
	3	279.27	
14. Monthly Abandonment Surcharge ²	\$10.51 /10 ³ m ³ / month		\$0.28 /GJ/month
15. Daily Abandonment Surcharge ³	\$0.35 /10 ³ m ³ /day		\$0.0091 /GJ/day

1. Service under rate Schedules FT-D, FT-P and IT-D for delivery stations identified in Attachment 2, and stations identified on rate Schedules OS No. 2011476092, are subject to the ATCO Pipelines Franchise Fees pursuant to paragraph 15.13 of the General Terms and Conditions.

2. Monthly Abandonment Surcharge applicable to Rate Schedules FT-R, FT-D, FT-P, FT-RN, FT-DW, STFT, LRS-3, and the following Rate Schedules OS: 2017943711, 2017939621, 2017939620, 2017939619, 2017944787.

3. Daily Abandonment Surcharge applicable to Rate Schedules IT-R, IT-D, LRS, the following Rate Schedules OS: 2011476052, 2011476054, 2017887638, 2011476092, 2016721799, 2016759254, 2003004522, and if applicable Over-Run Gas.

Group 1 Delivery Point Number	Group 1 Delivery Point Name	FT-D Demand Rate Price Point "Z" (\$/GJ/mo)	IT-D Rate (\$/GJ/d)
2000	ALBERTA-B.C. BORDER	4.99	0.1805
31111	ALLIANCE CLAIRMONT INTERCONNECT APN	4.99	0.1805
31110	ALLIANCE EDSON INTERCONNECT APN	4.99	0.1805
31112	ALLIANCE SHELL CREEK INTERCONNECT APGC	4.99	0.1805
3002	BOUNDARY LAKE BORDER	4.99	0.1805
1958	EMPRESS BORDER	5.38	0.1945
3886	GORDONDALE BORDER	4.99	0.1805
6404	MCNEILL BORDER	5.38	0.1945

Group 2 Delivery Point Number	Group 2 Delivery Point Name	FT-D Demand Rate Price Point "Z" (\$/GJ/mo)	IT-D Rate (\$/GJ/d)	Subject to ATCO Pipelines Franchise Fees ¹
31000	A.T. PLASTICS SALES APN	4.99	0.1805	Yes
31001	ADM AGRI INDUSTRIES SALES APN	4.99	0.1805	Yes
3880	AECO INTERCONNECTION	4.99	0.1805	
31003	AGRIUM CARSELAND SALES APS	4.99	0.1805	
31002	AGRIUM FT. SASK SALES APN	4.99	0.1805	Yes
31004	AGRIUM REDWATER SALES APN	4.99	0.1805	
31005	AINSWORTH SALES APGP	4.99	0.1805	
31006	AIR LIQUIDE SALES APN	4.99	0.1805	
3214	AQUINU RIVER WEST SALES	4.99	0.1805	
31007	ALBERTA ENVIROFUELS SALES APN	4.99	0.1805	Yes ²
31008	ALBERTA HOSPITAL SALES APN	4.99	0.1805	Yes
3868	ALBERTA-MONTANA BORDER	4.99	0.1805	
3297	ALDER FLATS SOUTH NO 2 SALES	4.99	0.1805	
3059	ALLISON CREEK SALES	4.99	0.1805	
31009	ALTASTEEL SALES APN	4.99	0.1805	Yes ²
3562	AMOCO SALES (BP SALES TAP)	4.99	0.1805	
31012	APL JASPER SALES APN	4.99	0.1805	Yes
3488	ARDLEY SALES	4.99	0.1805	
3237	ASPEN SALES	4.99	0.1805	
3662	ATUSIS CREEK EAST SALES	4.99	0.1805	
3216	AURORA NO 2 SALES	4.99	0.1805	
3135	AURORA SALES	4.99	0.1805	
3288	BANTRY SALES	4.99	0.1805	
3423	BASHAW WEST SALES	4.99	0.1805	
31013	BAYMAG SALES APS	4.99	0.1805	
31014	BEAR CREEK COGEN SALES APGP	4.99	0.1805	
3299	BEAR RIVER WEST SALES	4.99	0.1805	
3068	BEAVER HILLS SALES	4.99	0.1805	
3268	BENBOW SOUTH SALES	4.99	0.1805	
3933	BIG EDDY INTERCONNECTION	4.99	0.1805	
3655	BIG PRAIRIE SALES	4.99	0.1805	
3067	BIGSTONE SALES	4.99	0.1805	
3285	BILBO SALES	4.99	0.1805	
3468	BLEAK LAKE SALES	4.99	0.1805	
3295	BOOTIS HILL SALES	4.99	0.1805	
3225	BOTHA SALES	4.99	0.1805	
3259	BOULDER CREEK SALES	4.99	0.1805	

NATURAL GAS TARIFF

**NorthWestern
Energy**

Canceling 47th Revised
46th Revised

Sheet No. 80.1
Sheet No. 80.1

Schedule No. T-FTG-1

TRANSPORTATION BUSINESS UNIT
FIRM TRANSPORTATION NATURAL GAS SERVICE

APPLICABILITY: Applicable to Shippers for firm transportation service on the Utility Transmission System under the terms of a Firm Gas Transportation Service Agreement (Agreement) between the Utility Transportation Business Unit (Utility) and Shipper and as subject to Rate Schedule General Terms and Operating Conditions (Rate Schedule GTC-1).

	<u>Total Rate</u>	<u>Tax Portion of Rate</u>	<u>Rate Without Tax</u>
RATES: Net Monthly Bill:			
Monthly Service Charge per Meter:			
Meters Rated @			
<u>Cu. Ft. per hour</u>			
5,000 to 10,000	\$ 123.50		\$ 123.50
10,001 to 30,000	\$ 177.45		\$ 177.45
>30,000	\$ 393.75		\$ 393.75
PLUS:			
Transmission Reservation Rate (MDDQ):			
Maximum Monthly Reservation Rate for Maximum Daily Delivery Quantity (MDDQ)	\$ 1.0182596	\$ 0.3059828	\$ 0.7122768
Transmission Commodity Rate (Therm):			
Maximum	\$ 0.0077184	\$ 0.0023209	\$ 0.0053975
Minimum	\$ 0.0017935		\$ 0.0017935
GTAC Amortization	\$ 0.0015956		\$ 0.0015956
Balancing Penalty Rate	Higher of \$25.00/ Dekatherm Or 150% of Market Price		

TAX PORTION OF RATE: This rate represents the amount charged to customers for state and local taxes and fees and is separately disclosed on customer's bill.

PLUS:


OTHER APPLICABLE CHARGES: All charges contained on other applicable rate schedules approved by the Public Service Commission of Montana.

GAS TRANSPORTATION ADJUSTMENT CLAUSE: Pursuant to MPSC Order the above GTAC Amortization shall be in effect until the balance is extinguished.

MINIMUM BILL: Per respective contracts.

(continued)

Docket No.: D2017.7.58, Interim Order No. 7610
Commission Approved: June 26, 2018
Tariff Letter No.: 305-G
Agenda No.: 18-6-26

Effective for services rendered on or
after July 1, 2018

Administrative Assistant



STATE OF SOUTH DAKOTA
GAS RATE SCHEDULE

South Dakota Intrastate Pipeline Company
1415 N. Airport Road
Pierre, SD 57501

SD P.U.C. Section 3
1st Revised Sheet No. 1
Cancelling Original Sheet No. 1

FIRM TRANSPORTATION SERVICE Rate 1

Transportation rate is \$159,540.83 monthly for Firm Service effective September 1, 2018 through August 31, 2023.

R

The Transportation rate is \$149,663.42 monthly for Firm Service effective September 1, 2023, if South Dakota Intrastate Pipeline Company has not submitted a new application for rates, with an effective date prior to August 31, 2023.

N
N
N

Revenue credits shall be applicable as set forth in the Contract for Firm Transportation Service.

N

All general terms and conditions of Service shall be set forth in a Firm Transportation Service Agreement executed by the customer and South Dakota Intrastate Pipeline Company

N
N

Date Filed: June 20, 2018

Effective Date: September 1, 2018

Issued by: Lisa A. Murphy, Vice President-Chief Financial Officer

Docket No.: NG17-009



Statement of Firm and Interruptible Transportation Service Rates
Applicable to Shippers Not Receiving
Choice Gas Service
Rate Schedule TC 1/
Casper Division

<u>Division</u>	<u>Receipt Point</u>	<u>Delivery Point</u>	<u>Monthly Customer Charge</u>	<u>Maximum Demand Charge 6/</u>	<u>Minimum Demand Charge 6/</u>	<u>Maximum Transportation Charge 2/</u>	<u>Minimum Transportation Charge 2/</u>	<u>Fuel Reimbursement Quantity Percentage 3/</u>
TC (Casper)								
Firm Transportation	MLI	MLI	\$0.00	\$9.50	\$0.00	\$0.1040	\$0.0010	0.351%
	MLI	MLE	\$145.00	\$0.00	\$0.00	\$0.1040	\$0.0010	0.351%
	MLI	DSE	\$225.00	\$0.00	\$0.00	\$0.1703	\$0.0020	1.743%
Interruptible Transportation 4/	MLI	MLI	\$0.00	\$0.00	\$0.00	\$0.0844	\$0.0010	0.351%
	MLI	MLE	\$145.00	\$0.00	\$0.00	\$0.0844	\$0.0010	0.351%
Administrative Fee 5/			\$325.00					

- 1/ Casper Division service area is defined on Sheet Nos. 2 and 3 of this Tariff.
- 2/ All charges are per therm.
- 3/ For fuel, lost and unaccounted for gas, the Company shall be entitled to retain the stated percentage of all therms received for transportation, unless otherwise agreed in writing. Further details are given on Sheet No. 56 section 14A.
- 4/ Interruptible Transportation Service is not available to Distribution System End-user Customers. The Customer Charge will be charged only for those months gas actually flows.
- 5/ In addition to the transportation charges stated above, Shippers are responsible for the monthly administrative fee as stated, applicable to each meter located at the Customer location. For Interruptible Transportation Shippers, the Administrative Fee will be charged only for those months gas actually flows. Firm Transportation Shippers will be charged each month, regardless of gas flow.
- 6/ Per Dth of MDTQ per month.

Abbreviations (as defined in the General Terms and Conditions of this Tariff):

- MLI Mainline System Interconnect
- MLE Mainline System End-user
- DSE Distribution System End-user
- MDTQ Maximum Daily Transportation Quantity

**MONTANA-DAKOTA UTILITIES CO.
CURRENT GAS COST ADJUSTMENT - NORTH DAKOTA
RESIDENTIAL AND GENERAL SERVICE
EFFECTIVE SEPTEMBER 2018**

<u>Billing Determinants</u>		<u>Rate 1/</u>		<u>Amount</u>
<u>Demand Charges</u>				
<i>Transportation</i>				
FT-1 MDDQ	153,187	dk/Month	\$9.21000	\$16,930,227
FTN-1 MDDQ		dk/Month	0.24274	
Northern Border et. al.		dk/Month	0.31250	
T-FTG-1 MDDQ		dk/Month	10.21939	
Black Hills Gas		dk/Month	7.32500	
SDIP		dk/Month	10.23485	
<i>Storage</i>				
FS-1 Capacity Reservation		dk/Month	0.01757	
FS-1 Deliverability Reservation		dk/Month	2.01507	
<i>Total Demand Charges</i>				22,303,498
<u>Commodity Charges</u>				
<i>Transportation Charges</i>				
FT-1 Commodity		dk	0.02972	
Fuel - Transp. WBI		dk		
Electric Power WBI		dk	0.01160	
Fuel - Transp. NB		dk		
T-FTG-1 Commodity		dk	0.09314	
Fuel - Transp. NW		dk		
Black Hills Gas		dk	0.08000	
<i>Storage Charges</i>				
FS-1 Injection		dk	0.01221	
FS-1 Withdrawal		dk	0.01221	
Fuel - Storage		dk		
Electric Power WBI		dk	(0.00025)	
<i>Gas Commodity Charges</i>				
Gas Commodity - System	15,808,337	dk	2.12200	2/
<i>Total Commodity Charges</i>				35,262,719
<u>Return on Rate Base</u>				
Demand Charges 3/				92,135
Prepaid Commodity Balances 3/				22,894
Cycle Storage Balances 3/				285,590
<i>Total Return</i>				400,619
<i>Total Gas Costs</i>				\$57,966,836
<i>Residential and General Service dk Requirements 4/</i>				15,808,337
Average Cost of Gas per dk				\$3.667
Average Cost of Gas as Adjusted for Losses @ 99.55%				3.684
Less: Gas Cost Level in Rates 5/				3.490
Current Gas Cost Adjustment				\$0.194

1/ WBI Energy's Thirteenth Revised Sheet No. 12, Third Revised Sheet No. 15, Fourteenth Revised Sheet No. 18 and SENDOUT Model for Gas Commodity.

2/ Weighted cost of gas for the month of September 2018.

3/ Exhibit C.

4/ Normalized dk sales for the twelve months ended June 30, 2018, adjusted for losses at .45%.

5/ Gas Cost Level in Current Tariff Rates Case No. PU-18-008 effective July 1, 2018:

Cost of Purchased Gas	\$3.474
Adjustment for Distribution Losses	0.9955
Gas Cost Level in Base Tariff Rates	\$3.490

**MONTANA-DAKOTA UTILITIES CO.
CURRENT GAS COST ADJUSTMENT - NORTH DAKOTA
INTERRUPTIBLE
EFFECTIVE SEPTEMBER 2018**

<u>Interruptible Billing Determinants 1/</u>	<u>Rate 2/</u>	<u>Amount</u>
<u>Demand Charges</u>		
<i>Transportation</i>		
FT-1 MDDQ	16,508 dk/Month	\$9.21000
FTN-1 MDDQ	dk/Month	0.24274
Northern Border et. al.	dk/Month	0.31250
T-FTG-1 MDDQ	dk/Month	10.21939
Black Hills Gas	dk/Month	7.32500
SDIP	dk/Month	10.23485
<i>Storage</i>		
FS-1 Capacity Reservation	dk/Month	0.01757
FS-1 Deliverability Reservation	dk/Month	2.01507
Total Demand Charges		<u>2,412,742</u>
<u>Commodity Charges</u>		
<i>Transportation Charges</i>		
FT-1 Commodity	dk	0.02972
Fuel - Transp. WBI	dk	
Electric Power WBI	dk	0.01160
Fuel - Transp. NB	dk	
T-FTG-1 Commodity	dk	0.09314
Fuel - Transp. NW	dk	
Black Hills Gas	dk	0.08000
<i>Storage Charges</i>		
FS-1 Injection	dk	0.01221
FS-1 Withdrawal	dk	0.01221
Fuel - Storage	dk	
Electric Power WBI	dk	(0.00025)
<i>Gas Commodity Charges</i>		
Gas Commodity	6,198,292 dk	3/
Total Commodity Charges		<u>13,790,495</u>
<u>Return on Rate Base</u>		
Demand Charges 4/		10,214
Transportation Balances 4/		2,538
Cycle Storage Balances 4/		31,660
Total Return		<u>44,412</u>
Total Gas Costs		\$16,247,649
Interruptible Service dk Requirements		6,198,292
Average Cost of Gas per dk		\$2.621
Average Cost of Gas as Adjusted for Losses @ 99.55%		2.633
Less: Gas Cost Level in Rates 5/		2.425
Current Gas Cost Adjustment		<u><u>\$0.208</u></u>

1/ Reflects level of interruptible dk volumes included in Case No. PU-13-803, excluding the Air Force.

2/ WBI Energy's Thirteenth Revised Sheet No. 12, Third Revised Sheet No. 15, Fourteenth Revised Sheet No. 18 and SENDOUT Model for Gas Commodity.

3/ Weighted cost of gas for the month of September 2018.

4/ See Exhibit B, page 1. Allocated to interruptible on MDDQ.

5/ Gas Cost Level in Current Tariff Rates Case No. PU-18-008 effective July 1, 2018:

Cost of Purchased Gas	\$2.414
Adjustment for Distribution Losses	0.9955
Gas Cost Level in Base Tariff Rates	\$2.425

PUBLIC COPY

MONTANA-DAKOTA UTILITIES CO.
CURRENT GAS COST ADJUSTMENT - NORTH DAKOTA
AIR FORCE INTERRUPTIBLE
EFFECTIVE SEPTEMBER 2018

<u>Air Force Billing Determinants</u>		<u>Rate 1/</u>	<u>Amount</u>
<u>Demand Charges</u>			
<u>Transportation</u>			
FT-1 MDDQ	1,276	dk/Month \$9.21000	\$141,024
FTN-1 MDDQ		dk/Month 0.24274	
Northern Border et. al.		dk/Month 0.31250	
T-FTG-1 MDDQ		dk/Month 10.21939	
Black Hills Gas		dk/Month 7.32500	
SDIP		dk/Month 10.23485	
<u>Storage</u>			
FS-1 Capacity Reservation		dk/Month 0.01757	
FS-1 Deliverability Reservation		dk/Month 2.01507	
Total Demand Charges			<u>186,511</u>
<u>Commodity Charges</u>			
<u>Transportation Charges</u>			
FT-1 Commodity		dk 0.02972	
Fuel - Trans. WBI		dk	
Electric Power WBI		dk 0.01160	
Fuel - Trans. NB		dk	
T-FTG-1 Commodity		dk 0.09314	
Fuel - Transp. NW		dk	
Black Hills Gas		dk 0.08000	
<u>Storage Charges</u>			
FS-1 Injection		dk 0.01221	
FS-1 Withdrawal		dk 0.01221	
Fuel - Storage		dk	
Electric Power WBI		dk (0.00025)	
<u>Gas Commodity Charges</u>			
Gas Commodity	479,120	dk	3/
Total Commodity Charges			<u>1,065,995</u>
<u>Return on Rate Base</u>			
Demand Charges 3/			790
Transportation Balances 3/			196
Cycle Storage Balances 3/			<u>2,448</u>
Total Return			3,434
Total Gas Costs			\$1,255,940
100% Load Factor dk Requirements			479,120
Average Cost of Gas per dk			\$2.621
Less: Gas Cost Level in Rates 4/			<u>2.414</u>
Current Gas Cost Adjustment			<u><u>\$0.207</u></u>

1/ WBI Energy's Thirteenth Revised Sheet No. 12, Third Revised Sheet No. 15, Fourteenth Revised Sheet No. 18 and SENDOUT Model for Gas Commodity.
2/ Weighted cost of gas for the month of September 2018.
3/ See Exhibit B, page 1. Allocated to 100% Load Factor on MDDQ.
4/ Gas Cost Level in Current Tariff Rates Case No. PU-18-008 effective July 1, 2018:
Cost of Purchased Gas \$2.414

**MONTANA-DAKOTA UTILITIES CO.
RETURN ON CYCLE STORAGE BALANCES
AND PREPAID DEMAND AND COMMODITY BALANCES
NORTH DAKOTA GAS
EFFECTIVE SEPTEMBER 2018**

	General Service		
	Storage Balance 1/	Prepaid Commodity Balance 2/	Prepaid Demand
October 2017	\$9,806,681	\$411,451	\$4,405,113
November	8,049,618	362,743	3,527,690
December	4,892,464	268,267	1,657,040
January 2018	1,242,771	159,792	(423,205)
February	(1,859,726)	63,939	(1,906,956)
March	(3,143,872)	24,265	(2,843,834)
April	(3,156,033)	23,886	(2,621,928)
May	(1,161,030)	92,366	(1,517,811)
June	882,310	162,837	(45,098)
July	3,565,256	286,097	1,463,346
August	6,104,226	418,953	2,971,790
September	8,097,728	528,006	4,295,643
October	8,503,041	550,100	4,530,951
13 month average	<u>\$3,217,187</u>	<u>\$257,900</u>	<u>\$1,037,903</u>
Rate of Return	7.340%	7.340%	7.340%
Return	\$236,142	\$18,930	\$76,182
Return Requirement 3/	<u>\$285,590</u>	<u>\$22,894</u>	<u>\$92,135</u>

1/ Monthly balance from SENDOUT Model, allocated to North Dakota on ratio of storage capacity MDDQ.

2/ Monthly balance allocated to North Dakota on sales volumes.

3/ Revenue requirement reflects federal income tax rate enacted in the 2017 Tax Cuts and Jobs Act.

**MONTANA-DAKOTA UTILITIES CO.
COMPUTATION OF (OVER) / UNDER RECOVERED GAS COST ACCOUNT BALANCE
APPLICABLE TO NORTH DAKOTA
FIRM**

	(Over) Under Recovery	Refunds & Other	Interest 1/	Total Net Additions	Actual Dk Sales	Adjustment Per Dk	Total Adjustment Amount	Net Change-Additions less Adjustment	Cumulative Balance
Balance @ July 31, 2017									\$333,122
August	(\$280,672)	\$0	\$174	(\$280,498)	301,526	(\$0.112)	(\$33,771)	(\$246,727)	86,395
September	(181,433)	0	46	(181,387)	291,062	(0.112)	(32,598)	(148,789)	(62,394)
October	(16,634)	0	(56)	(16,690)	564,425	0.025	(34,282) 2/	17,592	(44,802)
November	166,340	0	(47)	166,293	1,262,823	0.025	31,569	134,724	89,922
December	97,260	0	61	97,321	2,007,882	0.025	50,198	47,123	137,045
January 2018	237,712	0	99	237,811	2,995,225	0.025	74,880	162,931	299,976
February	(233,299)	0	296	(233,003)	2,756,440	0.025	68,910	(301,913)	(1,937)
March	(646,482)	0	(3)	(646,485)	2,729,384	0.025	68,235	(714,720)	(716,657)
April	(1,119,946)	0	(1,053)	(1,120,999)	1,975,737	0.025	49,393	(1,170,392)	(1,887,049)
May	(591,873)	0	(2,925)	(594,798)	1,150,767	0.025	28,769	(623,567)	(2,510,616)
June	(445,537)	0	(3,970)	(449,507)	419,782	0.025	10,495	(460,002)	(2,970,618)
Balance @ June 30, 2018									(\$2,970,618)

1/ Interest calculated at Three Month Treasury Bill rate.

2/ Reflects 353,233 dk @ (\$0.112) and 211,192 dk @ \$0.025.

**MONTANA-DAKOTA UTILITIES CO.
COMPUTATION OF (OVER) / UNDER RECOVERED GAS COST ACCOUNT BALANCE
APPLICABLE TO NORTH DAKOTA
INTERRUPTIBLE**

	(Over) Under Recovery	Refunds & Other	Interest 1/	Total Net Additions	Actual Dk Sales	Adjustment Per Dk	Total Adjustment Amount	Net Change- Additions less Adjustment	Cumulative Balance
Balance @ July 31, 2017									(\$6,460)
August	(\$6,102)	\$0	(\$3)	(\$6,105)	13,796	(\$0.147)	(\$2,028)	(\$4,077)	(10,537)
September	(3,840)	0	(5)	(3,845)	46,644	(0.147)	(6,857)	3,012	(7,525)
October	241	0	(6)	235	57,036	0.005	(7,940) 2/	8,175	650
November	5,162	0	1	5,163	113,460	0.005	567	4,596	5,246
December	16,192	0	4	16,196	117,508	0.005	589	15,607	20,853
January 2018	14,017	0	15	14,032	85,749	0.005	428	13,604	34,457
February	9,042	0	34	9,076	96,400	0.005	481	8,595	43,052
March	11,368	0	46	11,414	94,478	0.005	472	10,942	53,994
April	(30,274)	0	79	(30,195)	64,940	0.005	325	(30,520)	23,474
May	(18,838)	0	36	(18,802)	53,077	0.005	265	(19,067)	4,407
June	(14,391)	0	7	(14,384)	25,899	0.005	130	(14,514)	(10,107)
Balance @ June 30, 2018									(\$10,107)

1/ Interest calculated at Three Month Treasury Bill rate.
2/ Reflects 54,112 dk @ (\$0.147) and 2,924 dk @ \$0.005.

**MONTANA-DAKOTA UTILITIES CO.
COMPUTATION OF (OVER) / UNDER RECOVERED GAS COST ACCOUNT BALANCE
APPLICABLE TO NORTH DAKOTA
AIR FORCE**

	(Over) Under Recovery	Refunds & Other	Interest 1/ 2	Total Net Additions	Actual Dk Sales	Adjustment Per Dk	Total Adjustment Amount	Net Change- Additions less Adjustment	Cumulative Balance
Balance @ July 31, 2017									(\$11,652)
August	(\$6,270)	\$0	(\$6)	(\$6,276)	3,420	(\$0.230)	(\$787)	(\$5,489)	(17,141)
September	(3,732)	0	(9)	(3,741)	4,008	(0.230)	(921)	(2,820)	(19,961)
October	45	0	(18)	27	7,762	(0.020)	(1,786) 2/	1,813	(18,148)
November	(3,068)	0	(19)	(3,087)	23,748	(0.020)	(475)	(2,612)	(20,760)
December	3,417	0	(14)	3,403	50,251	(0.020)	(1,005)	4,408	(16,352)
January 2018	12,161	0	(12)	12,149	60,317	(0.020)	(1,207)	13,356	(2,996)
February	2,644	0	(3)	2,641	62,330	(0.020)	(1,246)	3,887	891
March	15,570	0	1	15,571	67,831	(0.020)	(1,357)	16,928	17,819
April	(21,614)	0	26	(21,588)	49,420	(0.020)	(988)	(20,600)	(2,781)
May	(4,232)	0	(4)	(4,236)	36,316	(0.020)	(726)	(3,510)	(6,291)
June	(3,233)	0	(10)	(3,243)	10,424	(0.020)	(210)	(3,033)	(9,324)
Balance @ June 30, 2018									(\$9,324)

1/ Interest calculated at Three Month Treasury Bill rate.

2/ Reflects 7,762 dk @ (\$0.230) and 0 dk @ (\$0.020).