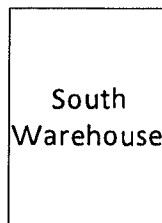
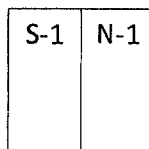
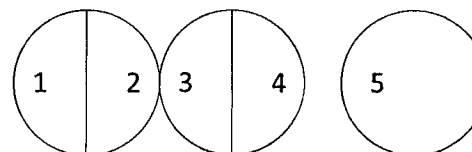
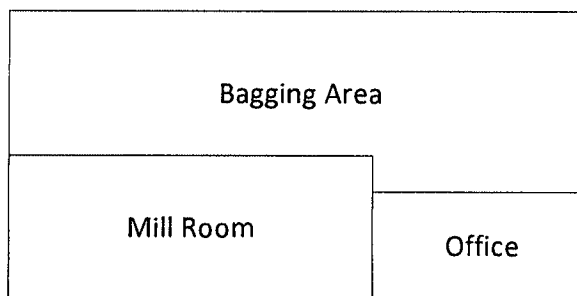
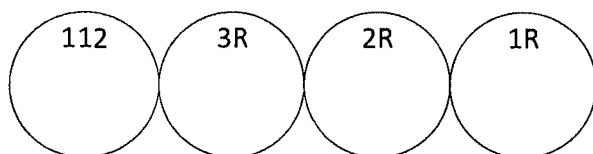
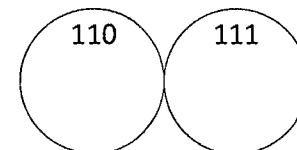
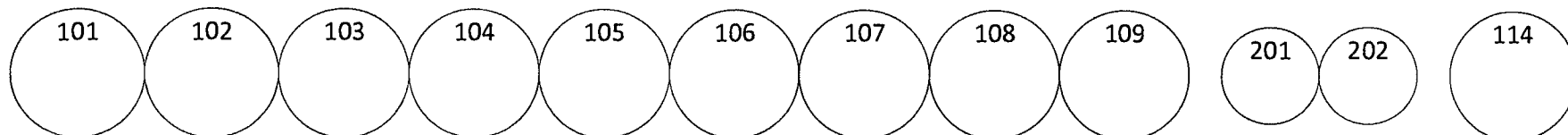
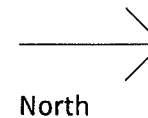


Paulson Premium Seed
Bowman, ND
Section A

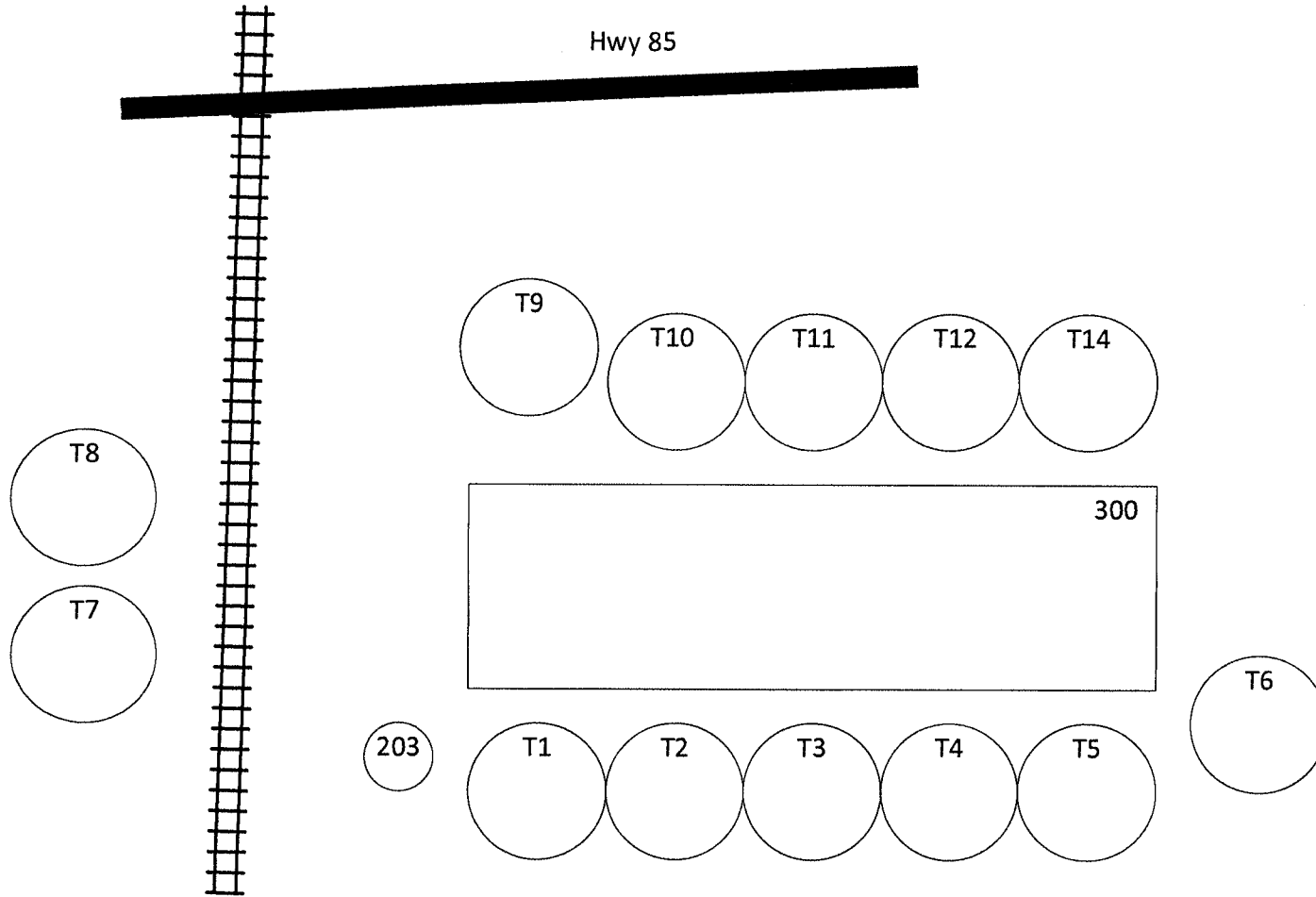


7

Public Service Commission
Bin Documents
GE-18-14
Filed: 11/28/2017
Pages: 5

Paulson Premium Seed
Bowman, ND
Section B

Hwy 85




Rail loading site by
Hwy 85 in Bowman

NDPSC Bin Capacity Chart

Exam Date:03/20/2017
 Examiner: 2

L.D. Paulson Enterprises, Inc. dba Paulson
 Premium Seed & Co
 PO Box 723
 Bowman , ND
 County: Bowman

Status	Section	Bin Number	Bin Type	Base Point	Diameter or Bu/Ft (Irreg).	Length	Width	Side wall	Add for Hopper	Ded. for Obst.	Effective Depth	Add for Peak	Depth for Capac.	Bushels per Foot	Base Pack%	Bushel Capacity with Pack
Facility: Bowman																
Section: A																
A	001		Irregular	Zero point - 15' St. Sidewall	78.800	9.901	9.901	15.00	2.00	7.77	9.230	0.000	9.2	78.8	5.50	765
A	002		Irregular	Bins 1,2,3, & 4 are 1/2 bins	78.800	9.901	9.901	15.00	2.00	7.77	9.230	0.000	9.2	78.8	5.50	765
A	003		Irregular	Bins 1,2,3, & 4 are 1/2 bins	78.800	9.901	9.901	15.00	2.00	7.77	9.230	0.000	9.2	78.8	5.50	765
A	004		Irregular	Bins 1,2,3, & 4 are 1/2 bins	78.800	9.901	9.901	15.00	2.00	7.77	9.230	0.000	9.2	78.8	5.50	765
A	005		Peaked	Zero point - 15' St. Sidewall	12.000	0.000	0.000	20.00	2.00	0.00	22.000	0.700	22.7	90.9	5.00	2,166
A	101		Peaked	Bins 6' hopper & 5' Crown	13.900	0.000	0.000	12.00	2.30	0.00	14.300	0.800	15.1	122.0	5.20	1,938
A	102		Peaked	Bins 6' hopper & 5' crown	13.900	0.000	0.000	12.00	2.30	0.00	14.300	0.800	15.1	122.0	5.20	1,938
A	103		Peaked	Bins 6' hopper & 5' crown	13.900	0.000	0.000	12.00	2.30	0.00	14.300	0.800	15.1	122.0	5.20	1,938
A	104		Peaked	Store King, 6' hopper &	13.800	0.000	0.000	12.50	2.30	0.00	14.800	0.800	15.6	120.2	5.20	1,973
A	105		Peaked	Bin 6' hopper & 5' crown	13.900	0.000	0.000	12.00	2.30	0.00	14.300	0.800	15.1	122.0	5.20	1,938
A	106		Peaked	Bins 6' hopper & 5' crown	13.900	0.000	0.000	12.00	2.30	0.00	14.300	0.800	15.1	122.0	5.20	1,938
A	107		Peaked	York	18.500	0.000	0.000	15.00	0.00	0.00	15.000	1.100	16.1	216.1	6.20	3,695
A	108		Peaked	Chief	18.500	0.000	0.000	16.60	0.00	0.00	16.600	1.100	17.7	216.1	6.20	4,062
A	109		Peaked	Butler	17.900	0.000	0.000	14.70	0.00	0.00	14.700	1.100	15.8	202.3	6.00	3,388
A	110		Peaked	Bin 6' hopper & 5' crwon	13.900	0.000	0.000	12.00	2.30	0.00	14.300	0.800	15.1	122.0	5.20	1,938
A	111		Peaked	Bin 6' hopper & 5' crwon	13.900	0.000	0.000	12.00	2.30	0.00	14.300	0.800	15.1	122.0	5.20	1,938
A	112		Peaked	Bin 6' hopper & 5' crwon	13.900	0.000	0.000	12.00	2.30	0.00	14.300	0.800	15.1	122.0	5.20	1,938
A	114		Peaked	Westeel Rosco	13.600	0.000	0.000	15.00	0.00	0.00	15.000	0.800	15.8	116.8	5.20	1,941
A	201		Peaked		9.000	0.000	0.000	11.00	2.20	0.00	13.200	0.500	13.7	51.1	4.80	734
A	202		Peaked		9.000	0.000	0.000	11.00	2.20	0.00	13.200	0.500	13.7	51.1	4.80	734
A	R1		Peaked	Bins 6' hopper & Crown (32'	14.000	0.000	0.000	20.00	2.30	0.00	22.300	0.800	23.1	123.7	5.50	3,014
A	R2		Peaked	Bins N & S have 6' hopper	14.000	0.000	0.000	20.00	2.30	0.00	22.300	0.800	23.1	123.7	5.50	3,014



NDPSC Bin Capacity Chart


Exam Date:03/20/2017

L.D. Paulson Enterprises, Inc. dba Paulson
 Premium Seed & Co
 PO Box 723
 Bowman, ND
 County: Bowman

Examiner: 2

Status	Section	Bin Number	Bin Type	Base Point	Diameter or Bu/Ft (Irreg.)	Length	Width	Side wall	Add for Hopper	Ded. for Obst.	Effective Depth	Add for Peak	Depth for Capac.	Bushels per Foot	Base Pack%	Bushel Capacity with Pack
--------	---------	------------	----------	------------	-------------------------------	--------	-------	--------------	----------------------	----------------------	--------------------	--------------------	------------------------	------------------------	---------------	------------------------------

Facility: Bowman



Section: A

A	R3	Peaked	Bins N & S have 6' hopper		14.000	0.000	0.000	20.00	2.30	0.00	22.300	0.800	23.1	123.7	5.50	3,014
A	South Bldg	Square	South Strg. Bldg only		0.000	48.25	20.00	2.000	0.00	0.00	2.000	0.000	2.0	775.7	10.0	1,706
A	WareHouse	Square	Bagged Mill Warehouse		0.000	72.50	9.000	1.500	0.00	0.00	1.500	0.000	1.5	524.5	8.80	856
Bin count: 25																Facility: Bowman Section: A Total: 48,861
															To Even: 49,000	

Section: B

B	203	Peaked	Bins in town for rail loading		9.000	0.000	0.000	11.00	2.20	0.00	13.200	0.500	13.7	51.1	4.80	734
B	300	Quonset	Warehouse in town for rail		0.000	90.00	24.00	3.000	0.00	0.00	3.000	0.000	3.0	1718.0	10.0	5,669
B	T1	Peaked	Bins in town for rail loading		16.000	0.000	0.000	15.00	2.40	0.00	17.400	1.000	18.4	161.6	5.80	3,145
B	T10	Peaked	Bins in town for rail loading		18.000	0.000	0.000	16.00	2.50	0.00	18.500	1.100	19.6	204.6	6.00	4,251
B	T11	Peaked	Bins in town for rail loading		18.000	0.000	0.000	18.66	2.50	0.00	21.160	1.100	22.3	204.6	6.00	4,837
B	T12	Peaked	Bins in town for rail loading		18.000	0.000	0.000	18.66	2.50	0.00	21.160	1.100	22.3	204.6	6.00	4,837
B	T14	Peaked	Bins in town for rail loading		18.000	0.000	0.000	18.66	2.50	0.00	21.160	1.100	22.3	204.6	6.00	4,837
B	T2	Peaked	Bins in town for rail loading		16.000	0.000	0.000	15.00	2.40	0.00	17.400	1.000	18.4	161.6	5.80	3,145
B	T3	Peaked	Bins in town for rail loading		16.000	0.000	0.000	15.00	2.40	0.00	17.400	1.000	18.4	161.6	5.80	3,145
B	T4	Peaked	Bins in town for rail loading		16.000	0.000	0.000	15.00	2.40	0.00	17.400	1.000	18.4	161.6	5.80	3,145
B	T5	Peaked	Bins in town for rail loading		16.000	0.000	0.000	15.00	2.40	0.00	17.400	1.000	18.4	161.6	5.80	3,145
B	T6	Peaked	Bins in town for rail loading		18.000	0.000	0.000	18.66	2.50	0.00	21.160	1.100	22.3	204.6	6.00	4,837
B	T7	Peaked	Bins in town for rail loading		16.000	0.000	0.000	20.00	2.40	0.00	22.400	1.000	23.4	161.6	5.80	4,000
B	T8	Peaked	Bins in town for rail loading		16.000	0.000	0.000	20.00	2.40	0.00	22.400	1.000	23.4	161.6	5.80	4,000
B	T9	Peaked	Bins in town for rail loading		18.500	0.000	0.000	12.00	2.50	0.00	14.500	1.100	15.6	216.1	6.20	3,580

Client ID: 1923

NDPSC Bin Capacity Chart

04/20/2017 08:38:35 AM

Exam Date:03/20/2017

Examiner: 2

L.D. Paulson Enterprises, Inc. dba Paulson
Premium Seed & Co
PO Box 723
Bowman, ND
County: Bowman

Page: 3

Status	Section	Bin Number	Bin Type	Base Point	Diameter or Bu/Ft (Irreg.)	Length	Width	Side wall	Add for Hopper	Ded. for Obst.	Effective Depth	Add for Peak	Depth for Capac.	Bushels per Foot	Base Pack%	Bushel Capacity with Pack
Bin count:		15														
														Facility: Bowman Section: B Total:	57,307	
														To Even:	58,000	

Overall Licensed Bin Capacity for:

L.D. Paulson Enterprises, Inc. dba Paulson Premium Seed & Co

Bin count: 40

Licensed Capacity:
(includes pack)

106,168 Bu.

Licensed Capacity (to even):
(includes pack and section totals are
rounded up to next highest 1000)

107,000 Bu.

