


507 South Main
Dickinson, ND 58601
701-483-4000
Fax 701-483-0001
1-888-225-5282
www.ctctel.com



Consolidated
Reach the World, from here.

June 7, 2018



North Dakota Public Service Commission
Darrell Nitschke, Executive Secretary
600 E. Boulevard, Dept. 408
Bismarck, ND 58505-0480

*Consolidated
Telcom*

Dear Mr. Nitschke,

*Consolidated
Enterprises, Inc.*

According to Sections 54.304(d)(1) and 51.917(d)(vii) of the FCC rules, Consolidated Telcom hereby provides the attached documents (certifications and data supporting its CAF, ICC, and ARC filings) which must be filed with the state commission. These documents will be filed with the FCC and USAC in conjunction with the NECA annual interstate access tariff filing which will be made on Friday June 18th, 2018.

*Consolidated
Communications
Corporation*

We request these documents receive confidential treatment. Please confirm that these documents will be treated as confidential.


*Consolidated
Cable Vision, Inc.*

Attached are the documents as required per the above.

*Consolidated
Communications
Networks, Inc.*

Please feel free to contact me if you have any questions.

Sincerely,



Ken Weisenberger
Chief Financial Officer

TO BE COMPLETED BY AN OFFICER OF THE REPORTING CARRIER

Certification of Officer for Rate-of-Return Carrier Eligibility for CAF/ICC Recovery

I certify that I am an officer of the reporting carrier and that, to the best of my knowledge, the reporting carrier on this form certifies that it has complied with Eligible Recovery §51.917(d) and Access Recovery Charge §51.917(e) and is eligible to receive the CAF ICC support requested pursuant to §51.917(f).

Name of Reporting Carrier				Consolidated Telcom	
Signature of authorized officer		<i>Bill Schaller</i>		Date	May 18, 2018
Printed name of authorized officer		Bill Schaller			
Title or position of authorized officer		President			
Telephone number of authorized officer: (701) 483-4000 ext.					
Study Area Code of Reporting Carrier		381607	Filing Due Date for this form (mm/dd/yyyy)	6/18/2018	
Persons willfully making false statements on this form can be punished by fine or forfeiture under the Communications Act of 1934, 47 U.S.C. §§ 502, 503(b), or fine or imprisonment under Title 18 of the United States Code, 18 U.S.C. § 1001.					

TO BE COMPLETED BY AN OFFICER OF THE REPORTING CARRIER

Certification of Officer for Rate-of-Return Carrier Not Seeking Duplicative Recovery

I certify that I am an officer of the reporting carrier and that, to the best of my knowledge, this reporting carrier is not seeking duplicative recovery in the state jurisdiction for any Eligible Recovery subject to the recovery mechanism as per 51.917(d)(vii).

Name of Reporting Carrier				Consolidated Telcom	
Signature of authorized officer		<i>Bill Schaller</i>		Date	May 18, 2018
Printed name of authorized officer		Bill Schaller			
Title or position of authorized officer		President			
Telephone number of authorized officer: (701) 483-4000 ext.					
Study Area Code of Reporting Carrier		381607	Filing Due Date for this form (mm/dd/yyyy)	6/18/2018	
Persons willfully making false statements on this form can be punished by fine or forfeiture under the Communications Act of 1934, 47 U.S.C. §§ 502, 503(b), or fine or imprisonment under Title 18 of the United States Code, 18 U.S.C. § 1001.					

TO BE COMPLETED BY THE REPORTING CARRIER,

Certification of Officer as to the Accuracy of the CAF ICC Data Reported

I certify that I am an officer of the reporting carrier; my responsibilities include ensuring the accuracy of the actual data reported; and, to the best of my knowledge, the information reported on this form is accurate.

Name of Reporting Carrier				Consolidated Telcom	
Signature of Authorized Officer			<i>Bill Schaller</i>		
Date			May 18, 2018		
Printed name of Authorized Officer				Bill Schaller	
Title or position of Authorized Officer				President	
Telephone number of Authorized Officer:				(701) 483-4000 ext.	
Study Area Code of Reporting Carrier		381607	Filing Due Date for this form (mm/dd/yyyy)	6/18/2018	

Persons willfully making false statements on this form can be punished by fine or forfeiture under the Communications Act of 1934, 47 U.S.C. §§ 502, 503(b), or fine or imprisonment under Title 18 of the United States Code, 18 U.S.C. § 1001.

TO BE COMPLETED BY THE REPORTING CARRIER, IF AN AGENT IS FILING DATA ON THE CARRIER'S BEHALF:


Certification of Officer to Authorize an Agent to File Data Reported on Behalf of Reporting Carrier

I certify that (Name of Agent) National Exchange Carrier Association, Inc. (NECA) is authorized to submit the information reported on behalf of the reporting carrier. I also certify that I am an officer of the reporting carrier; my responsibilities include ensuring the accuracy of the data provided to the Authorized Agent; and, to the best of my knowledge, the actual data provided to the Authorized Agent are accurate.

Name of Authorized Agent National Exchange Carrier Association, Inc. (NECA)

Name of Reporting Carrier Consolidated Telcom

Signature of Authorized Officer



Date May 18, 2018

Printed name of Authorized Officer Bill Schaller

Title or position of Authorized Officer President

Telephone number of Authorized Officer: (701) 483-4000 ext. _____

Study Area Code of Reporting Carrier

381607

Filing Due Date for this form
(mm/dd/yyyy)

6/18/2018

Persons willfully making false statements on this form can be punished by fine or forfeiture under the Communications Act of 1934, 47 U.S.C. §§ 502, 503(b), or fine or imprisonment under Title 18 of the United States Code, 18 U.S.C. § 1001.



2018 CAF ICC Data Collection

[NECA Home](#)
[NECA Data Collections](#)
[Contact Us](#)
[CAF ICC - Instructions & Documents](#)
[NECA IR - Paper Certification Tracking](#)
[Logout](#)
 Logged in User: Ken Weisenberger

[Home](#)
[Select Company](#)
[Main Page](#)
[Study Area Data Input Menu](#)
[CAF & ARC Output](#)
[Historic Reports](#)
[E-Certification](#)

Study Area: CONSOLIDATED TELCOM (ID: 381607)

Access Recovery Charges

Recalculate ARC Rates & CAF Support revenues

Test Period 2018-19 Pre-True-up View Test Period 2018-19 Post-True-Up (Filing) View

Test Period 2018-2019 Post True-Up (Filing) View

Exchange/Zone Name	Residential Lines excluding Lifelines	Residential ARC	Residential ARC Revenue	SLB Lines	SLB ARC	SLB ARC Revenue	MLB Lines	MLB ARC	MLB ARC Revenue	Total ARC Revenue
Amidon	70	\$0.00	\$0.00							
Bowman	520	\$0.00	\$0.00							
Dodge	50	\$0.00	\$0.00							
Dunn Center	86	\$0.00	\$0.00							
Grassy Butte	165	\$0.00	\$0.00							
Halliday	176	\$0.00	\$0.00							
Hettinger	457	\$0.00	\$0.00							
Killdeer	260	\$0.00	\$0.00							
Manning	69	\$0.00	\$0.00							
Mott	371	\$0.00	\$0.00							
N Ladd	38	\$0.00	\$0.00							
N Scranton	215	\$0.00	\$0.00							
New England	257	\$0.00	\$0.00							
Reeder	129	\$0.00	\$0.00							
Regent	132	\$0.00	\$0.00							
Rhame	289	\$0.00	\$0.00							
Richardton	388	\$0.00	\$0.00							
S Hettinger	70	\$0.00	\$0.00							
S Ladd	49	\$0.00	\$0.00							
S reeder	55	\$0.00	\$0.00							
S Scranton	22	\$0.00	\$0.00							
South Heart	197	\$0.00	\$0.00							
Study Area Summary	4065		\$0.00	324	\$3.00	\$11,664.00	1502	\$3.00	\$54,072.00	\$65,736.00



2018 CAF ICC Data Collection

[NECA Home](#) [NECA Data Collections](#) [Contact Us](#) [CAF ICC - Instructions & Documents](#) [NECA IR - Paper Certification Tracking](#) [Logout](#)

Logged in User: Ryan Denzel



[Home](#) [Select Company](#) [Main Page](#) [Study Area Data Input Menu](#) [CAF & ARC Output](#) [Historic Reports](#) [E-Certification](#)

Study Area: CONSOLIDATED TELCOM (ID: 381607)

Intrastate Revenues (FCC TRP exhibit)

Option 1: View TRP Output in Excel

Option 2: Download TRP Data in Excel

Intrastate Revenues

Test Year 2018-2019 Expected Maximum Intrastate Revenue: **\$0.00**

Col D --	Col E --	Col F --	Col G --	Col H --	Col I --	Col J H*I	Col K --	Col L --	Col M -- [[L/K]^(12/21)-1]*100	Col N -- H*L
Rate Element Description	Unit of Demand	7/1/2018 Interstate Rate	Test Year 2017-2018 Current Intrastate Rate	7/1/2018 Proposed Intrastate Rate	FY 2011 Intrastate Units: Terminating for Non-Dedicated or Originating and Terminating for Dedicated Elements	Intrastate Price-out with 7/1/2018 proposed intrastate rate and FY2011 Demand	FY 2017 Intrastate Units: Terminating for Non-Dedicated and total for Dedicated Elements	Test Year 2018-2019 Forecasted Intrastate Units	Intrastate Units Growth Rate %	TY 2018-19 Forecasted Intrastate Revenue
Terminating End Office Access Service Terminating End Office, Premium, per access minute	MOU	\$0.00213300	\$0.00356700	\$0.00213300	5,817,621.00	\$12,408.99	0.00	0.00	0.00%	\$0.00
Terminating End Office Access Service Terminating End Office, Non-Premium, per access minute	MOU	\$0.00213300	\$0.00356700	\$0.00213300	0.00	\$0.00	0.00	0.00	0.00%	\$0.00
Entrance Facility, Per Termination Voice Grade Two Wire	Termination	\$83.07	\$82.89	\$83.07	0.00	\$0.00	0.00	0.00	0.00%	\$0.00
Entrance Facility, Per Termination Voice Grade Four Wire	Termination	\$132.93	\$132.64	\$132.93	0.00	\$0.00	0.00	0.00	0.00%	\$0.00
Entrance Facility, Per Termination High Capacity DS1	Termination	\$404.99	\$404.09	\$404.99	0.00	\$0.00	0.00	0.00	0.00%	\$0.00
Entrance Facility, Per Termination High Capacity DS3	Termination	\$3,697.83	\$3,689.64	\$3,697.83	0.00	\$0.00	0.00	0.00	0.00%	\$0.00
Entrance Facility, Per Termination Synchronous Optical Channel OC3	Termination	\$3,770.68	\$3,762.33	\$3,770.68	0.00	\$0.00	0.00	0.00	0.00%	\$0.00
Entrance Facility, Per Termination Synchronous Optical Channel OC12	Termination	\$4,025.87	\$4,016.95	\$4,025.87	0.00	\$0.00	0.00	0.00	0.00%	\$0.00
Entrance Facility, Per Termination ESALT 2 Mbps	Circuit	\$717.31	\$715.72	\$717.31	0.00	\$0.00	0.00	0.00	0.00%	\$0.00
Entrance Facility, Per Termination ESALT 10 Mbps	Circuit	\$773.12	\$771.41	\$773.12	0.00	\$0.00	0.00	0.00	0.00%	\$0.00
Entrance Facility, Per Termination ESALT 50 Mbps	Circuit	\$1,001.63	\$999.41	\$1,001.63	0.00	\$0.00	0.00	0.00	0.00%	\$0.00
Direct Trunked Transport Facility/ Mile Voice Grade - Two Wire & Four Wire	Mile	\$5.91	\$5.90	\$5.91	0.00	\$0.00	0.00	0.00	0.00%	\$0.00
Direct Trunked Transport Facility/ Mile High Capacity DS1	Mile	\$27.75	\$27.69	\$27.75	384.20	\$10,661.55	0.00	0.00	0.00%	\$0.00
Direct Trunked Transport Facility/ Mile High Capacity DS3	Mile	\$241.71	\$241.17	\$241.71	0.00	\$0.00	0.00	0.00	0.00%	\$0.00
Direct Trunked Transport Facility/ Mile Synchronous Optical Channel OC3	Mile	\$258.73	\$258.16	\$258.73	0.00	\$0.00	0.00	0.00	0.00%	\$0.00
Direct Trunked Transport	Mile	\$324.76	\$324.04	\$324.76	0.00	\$0.00	0.00	0.00	0.00%	\$0.00

Facility/ Mile Synchronous Optical Channel OC12										
Direct Trunked Transport Facility/ Mile ESALT 2 Mbps DTF-E1	Circuit Miles	\$81.72	\$81.54	\$81.72	0.00	\$0.00	0.00	0.00	0.00%	\$0.00
Direct Trunked Transport Facility/ Mile ESALT 2 Mbps DTF-E2	Circuit Miles	\$54.49	\$54.37	\$54.49	0.00	\$0.00	0.00	0.00	0.00%	\$0.00
Direct Trunked Transport Facility/ Mile ESALT 2 Mbps DTF-E3	Circuit Miles	\$81.14	\$80.96	\$81.14	0.00	\$0.00	0.00	0.00	0.00%	\$0.00
Direct Trunked Transport Facility/ Mile ESALT 2 Mbps DTF-E4	Circuit Miles	\$135.87	\$135.57	\$135.87	0.00	\$0.00	0.00	0.00	0.00%	\$0.00
Direct Trunked Transport Facility/ Mile ESALT 10 Mbps DTF-E1	Circuit Miles	\$207.22	\$206.76	\$207.22	0.00	\$0.00	0.00	0.00	0.00%	\$0.00
Direct Trunked Transport Facility/ Mile ESALT 10 Mbps DTF-E2	Circuit Miles	\$124.35	\$124.07	\$124.35	0.00	\$0.00	0.00	0.00	0.00%	\$0.00
Direct Trunked Transport Facility/ Mile ESALT 10 Mbps DTF-E3	Circuit Miles	\$204.24	\$203.79	\$204.24	0.00	\$0.00	0.00	0.00	0.00%	\$0.00
Direct Trunked Transport Facility/ Mile ESALT 10 Mbps DTF-E4	Circuit Miles	\$418.92	\$417.99	\$418.92	0.00	\$0.00	0.00	0.00	0.00%	\$0.00
Direct Trunked Transport Facility/ Mile ESALT 50 Mbps DTF-E1	Circuit Miles	\$580.24	\$578.95	\$580.24	0.00	\$0.00	0.00	0.00	0.00%	\$0.00
Direct Trunked Transport Facility/ Mile ESALT 50 Mbps DTF-E2	Circuit Miles	\$386.85	\$385.99	\$386.85	0.00	\$0.00	0.00	0.00	0.00%	\$0.00
Direct Trunked Transport Facility/ Mile ESALT 50 Mbps DTF-E3	Circuit Miles	\$667.04	\$665.56	\$667.04	0.00	\$0.00	0.00	0.00	0.00%	\$0.00
Direct Trunked Transport Facility/ Mile ESALT 50 Mbps DTF-E4	Circuit Miles	\$1,188.78	\$1,186.15	\$1,188.78	0.00	\$0.00	0.00	0.00	0.00%	\$0.00
Direct Trunked Transport Facility/Termination Voice Grade - Two Wire & Four Wire	Termination	\$59.47	\$59.34	\$59.47	0.00	\$0.00	0.00	0.00	0.00%	\$0.00
Direct Trunked Transport Facility/Termination High Capacity DS1	Termination	\$143.96	\$143.64	\$143.96	17.40	\$2,504.90	0.00	0.00	0.00%	\$0.00
Direct Trunked Transport Facility/Termination High Capacity DS3	Termination	\$924.44	\$922.39	\$924.44	0.00	\$0.00	0.00	0.00	0.00%	\$0.00
Direct Trunked Transport Facility/Termination Synchronous Optical Channel OC3	Termination	\$962.53	\$960.40	\$962.53	0.00	\$0.00	0.00	0.00	0.00%	\$0.00
Direct Trunked Transport Facility/Termination Synchronous Optical Channel OC12	Termination	\$2,095.73	\$2,091.09	\$2,095.73	0.00	\$0.00	0.00	0.00	0.00%	\$0.00
Direct Trunked Transport Facility/Termination ESALT 2 Mbps	Circuit terms	\$190.70	\$190.28	\$190.70	0.00	\$0.00	0.00	0.00	0.00%	\$0.00
Direct Trunked Transport Facility/Termination ESALT 10 Mbps	Circuit terms	\$233.14	\$232.62	\$233.14	0.00	\$0.00	0.00	0.00	0.00%	\$0.00
Direct Trunked Transport Facility/Termination ESALT 50 Mbps	Circuit terms	\$284.94	\$284.31	\$284.94	0.00	\$0.00	0.00	0.00	0.00%	\$0.00
Multiplexing, Per Arrangement DS3 to DS1	Termination	\$843.44	\$841.57	\$843.44	0.00	\$0.00	0.00	0.00	0.00%	\$0.00
Multiplexing, Per Arrangement DS1 to Voice	Termination	\$325.65	\$324.93	\$325.65	0.00	\$0.00	0.00	0.00	0.00%	\$0.00
Customer Node Per Node OC3 155.52 Mbps	Port	\$875.57	\$873.63	\$875.57	0.00	\$0.00	0.00	0.00	0.00%	\$0.00
Customer Node Per Node OC12 622.08 Mbps	Port	\$2,529.43	\$2,523.83	\$2,529.43	0.00	\$0.00	0.00	0.00	0.00%	\$0.00
Customer Premises Port, Per Port OC3 155.52 Mbps	Port	\$287.29	\$286.65	\$287.29	0.00	\$0.00	0.00	0.00	0.00%	\$0.00
Customer Premises Port, Per Port STS-1 51.84 Mbps	Port	\$344.94	\$344.18	\$344.94	0.00	\$0.00	0.00	0.00	0.00%	\$0.00

Customer Premises Port, Per Port DS3 44.736 Mbps	Port	\$344.94	\$344.18	\$344.94	0.00	\$0.00	0.00	0.00	0.00%	\$0.00
Customer Premises Port, Per Port DS1 1.544 Mbps	Port	\$88.42	\$88.22	\$88.42	0.00	\$0.00	0.00	0.00	0.00%	\$0.00
Add/Drop Multiplexing Central Office Port, Per Port DS1 1.544 Mbps	Port	\$70.74	\$70.58	\$70.74	0.00	\$0.00	0.00	0.00	0.00%	\$0.00
Add/Drop Multiplexing Central Office Port, Per Port OC3 155.52 Mbps	Port	\$287.29	\$286.65	\$287.29	0.00	\$0.00	0.00	0.00	0.00%	\$0.00
Add/Drop Multiplexing Central Office Port, Per Port DS3 44.736 Mbps	Port	\$176.87	\$176.48	\$176.87	0.00	\$0.00	0.00	0.00	0.00%	\$0.00
Network Blocking, Per Blocked Call Network Blocking, Per Blocked Call, Applies to FGD only	Call	\$0.01670000	\$0.01670000	\$0.01670000	0.00	\$0.00	0.00	0.00	0.00%	\$0.00
ESALT Real Time CoS/QoS, Per ESALT DTF-E1 Facility ESALT 2 Mbps	Facility	\$15.60	\$15.57	\$15.60	0.00	\$0.00	0.00	0.00	0.00%	\$0.00
ESALT Real Time CoS/QoS, Per ESALT DTF-E1 Facility ESALT 10 Mbps	Facility	\$78.04	\$77.87	\$78.04	0.00	\$0.00	0.00	0.00	0.00%	\$0.00
ESALT Real Time CoS/QoS, Per ESALT DTF-E1 Facility ESALT 50 Mbps	Facility	\$242.84	\$242.30	\$242.84	0.00	\$0.00	0.00	0.00	0.00%	\$0.00
ESALT Entrance Facility Protection, Per ESALT Entrance Facility ESALT 2 Mbps	Circuit	\$289.69	\$289.05	\$289.69	0.00	\$0.00	0.00	0.00	0.00%	\$0.00
ESALT Entrance Facility Protection, Per ESALT Entrance Facility ESALT 10 Mbps	Circuit	\$289.69	\$289.05	\$289.69	0.00	\$0.00	0.00	0.00	0.00%	\$0.00
ESALT Entrance Facility Protection, Per ESALT Entrance Facility ESALT 50 Mbps	Circuit	\$289.69	\$289.05	\$289.69	0.00	\$0.00	0.00	0.00	0.00%	\$0.00
Common Channel Signaling Network Connection Signaling Mileage Facility, Per Mile	Mile	\$7.98	\$7.96	\$7.98	0.00	\$0.00	0.00	0.00	0.00%	\$0.00
Common Channel Signaling Network Connection Signaling Mileage Termination, Per Termination	Termination	\$80.05	\$79.87	\$80.05	0.00	\$0.00	0.00	0.00	0.00%	\$0.00
Common Channel Signaling Network Connection Signaling Entrance Facility, Per Facility	Facility	\$153.32	\$152.98	\$153.32	0.00	\$0.00	0.00	0.00	0.00%	\$0.00
Common Channel Signaling Network Connection STP Port, Per Port	Port	\$790.06	\$788.31	\$790.06	0.00	\$0.00	0.00	0.00	0.00%	\$0.00
Terminating Tandem Switched Transport Terminating Tandem Switched Transport Facility	Minutes / Mile	\$0.00020400	\$0.00020400	\$0.00020400	429,220,497.00	\$87,560.98	0.00	0.00	0.00%	\$0.00
Terminating Tandem Switched Transport Terminating Tandem Switched Termination	Minutes	\$0.00106700	\$0.00106500	\$0.00106700	15,732,472.00	\$16,786.55	0.00	0.00	0.00%	\$0.00
Terminating Tandem Switched Transport Terminating Tandem Switching	Minutes	\$0.00269100	\$0.00268500	\$0.00269100	0.00	\$0.00	0.00	0.00	0.00%	\$0.00
Nonrecurring Charges Voice Grade Two Wire	Facility	\$490.36	\$489.27	\$490.36	0.00	\$0.00	0.00	0.00	0.00%	\$0.00
Nonrecurring Charges Voice Grade Four Wire	Facility	\$490.36	\$489.27	\$490.36	0.00	\$0.00	0.00	0.00	0.00%	\$0.00
Nonrecurring Charges High Capacity DS1	Facility	\$359.61	\$358.81	\$359.61	0.00	\$0.00	0.00	0.00	0.00%	\$0.00
Nonrecurring Charges High Capacity DS3	Facility	\$484.91	\$483.84	\$484.91	0.00	\$0.00	0.00	0.00	0.00%	\$0.00
Nonrecurring Charges Synchronous Optical	Facility	\$392.29	\$391.42	\$392.29	0.00	\$0.00	0.00	0.00	0.00%	\$0.00

Channel OC3										
Nonrecurring Charges Synchronous Optical Channel OC12	Facility	\$392.29	\$391.42	\$392.29	0.00	\$0.00	0.00	0.00	0.00%	\$0.00
Nonrecurring Charges Interim NXX Translation, Per Order	Order	\$239.74	\$239.21	\$239.74	0.00	\$0.00	0.00	0.00	0.00%	\$0.00
Nonrecurring Charges FGC and FGD Conversion of Multifrequency Address Signaling to SS7 Signaling or SS7 Signaling to Multifrequency Address Signaling, per 24 trunks converted or fraction thereof on a per order basis	Order	\$481.64	\$480.57	\$481.64	0.00	\$0.00	0.00	0.00	0.00%	\$0.00
Nonrecurring Charges Trunk Activation, per 24 trunks activated or fraction thereof on a per order basis	Order	\$500.16	\$499.05	\$500.16	0.00	\$0.00	0.00	0.00	0.00%	\$0.00
Nonrecurring Charges Flexible Automatic Number Identification (Flex ANI), per End Office, per CIC	End Office	\$0.00000000	\$0.00000000	\$0.00000000	0.00	\$0.00	0.00	0.00	0.00%	\$0.00
Nonrecurring Charges ESALT 2 Mbps	Facility	\$581.16	\$579.87	\$581.16	0.00	\$0.00	0.00	0.00	0.00%	\$0.00
Nonrecurring Charges ESALT 10 Mbps	Facility	\$581.16	\$579.87	\$581.16	0.00	\$0.00	0.00	0.00	0.00%	\$0.00
Nonrecurring Charges ESALT 50 Mbps	Facility	\$581.16	\$579.87	\$581.16	0.00	\$0.00	0.00	0.00	0.00%	\$0.00
Nonrecurring Charges ESALT Direct Trunked Termination, per ESALT Direct Trunked Termination installed	Order	\$382.89	\$382.04	\$382.89	0.00	\$0.00	0.00	0.00	0.00%	\$0.00
Nonrecurring Charges ESALT Entrance Facility Protection, per ESALT Entrance Facility	Facility	\$587.44	\$586.14	\$587.44	0.00	\$0.00	0.00	0.00	0.00%	\$0.00



2018 CAF ICC Data Collection

NECA Home NECA Data Collections Contact Us CAF ICC - Instructions & Documents NECA IR - Paper Certification Tracking Logout

Logged in User: Ryan Denzel



Home Select Company Main Page Study Area Data Input Menu ▸ CAF & ARC Output ▸ Historic Reports ▸ E-Certification ▸

Study Area: CONSOLIDATED TELCOM (ID: 381607)

Study Area USAC Reports

[View printer-friendly report]

2018 USAC Data Report (Test Period 2018-2019) ▾

CONNECT AMERICA FUND

[Data to be provided to USAC/FCC in June 2018 for CAF ICC Purposes]

Settlement Type: Cost

Test Period 7/1/18-6/30/19 Post True-up (Filing) View

Rate-of-Return (ROR) Carrier Revenue Requirement		
1	2011 Interstate Switched Access Revenue Requirement	\$1,270,586
2	FY 2011 Intrastate Terminating Switched Access Revenues	\$743,083
3	FY 2011 Net Reciprocal Compensation Revenues	\$74,072
4	2011 ROR Carrier Base Period Revenue (Line 1 + Line 2 + Line 3)	\$2,087,741
5	ROR Carrier Baseline Adjustment Factor (0.95 ^ 7)	0.698337
6	ROR Carrier Revenue Requirement (Line 4 x Line 5)	\$1,457,947
7	Pool Administration Expenses	\$48,117
8	Total ROR Carrier Revenue Requirement (Line 6 + Line 7)	\$1,506,064
Revenues from Reformed Inter-carrier Compensation (ICC) Rates		
9	Interstate Switched Access Revenues	\$290,190
10	Interstate Allocated Switched Access Revenues#	\$268,822
11	Transitional Intrastate Access Service Revenues	\$54,026
12	Net Transitional Reciprocal Compensation Revenues	\$0
13	Total ICC Revenue (Line 10 + Line 11 + Line 12)	\$322,848
Eligible Recovery		
14	TRS Increment	\$8,459
15	Regulatory Fees Increment	\$443
16	NANPA Increment	\$0
17	Interstate Local Switching Support for Price Cap Affiliates or Estimated Duplicate LSS Costs in CAF II	\$0
18	Adjustment for Double Recovery or Corrections	\$0
19	Test Period 16/17 Trueup - Net Impact on Total Eligible Recovery	\$77,905
20	Eligible Recovery (Line 8 - Line 13) + (Line 14 + Line 15 + Line 16 + Line 18 + Line 19) - (Line 17)	\$1,270,023
Revenues from Access Recovery Charges (ARC)		
21	Residential ARC Revenues	\$0
22	Single Line Business ARC Revenues	\$11,664
23	Multi-Line Business ARC Revenues	\$54,072
24	Total ARC Revenues (Line 21 + Line 22 + Line 23)	\$65,736
Connect America Fund (CAF) ICC Support**		
25	Connect America Fund (CAF) ICC Support (Line 20 - Line 24)	\$1,204,287
Revised CAF ICC Support with Imputed ARC Revenues for Broadband-Only Loops		
26	ARC Revenue Adjustment following "Second Order on Reconsideration & Clarification" FCC 18-13	\$3,060
27	Adjusted Test Period 2018-2019 CAFICC Support (Line 25 - Line 26)	\$1,201,227

NOTES:

#Per FCC Designation Order, calculated as (Sum of Line 9 for all TS pool participants) * (Line 1/ Sum of Line 1 for all TS pool participants)

**NECA estimate provided for informational purposes only - actual to be calculated by USAC.

RATE FLOOR DATA COLLECTION - OMB Control Number 3060-0986

Block 1 - Contact Information

ROW #	DATA ELEMENT	FORMAT OF REQUESTED DATA	RESPONSE
1	Carrier Study Area Code	6 numeric digits	381607
2	Carrier Study Area Name	alpha characters	CONSOLIDATED TELCOM
3	Service Provider Identification Number	9 numeric digits	143002202
4	Residential Local Service Charge Effective Date	mm/dd/yy	06/01/18
5	Contact Name	alpha characters	Weisenberger, Ken
6	Contact Telephone Number (include area code)	9 numeric digits	701-483-4000
7	Sheet Number	numeric digit(s)	
8	Total Number of Sheets	numeric digit(s)	

Block 2 - Residential Local Service Rates, Fees, and Line Counts

Column 1 Residential Local Service Charge	Column 2 State Subscriber Line Charge	Column 3 State Universal Service Fee	Column 4 Mandatory Extended Area Service Charge	Column 5 Loops	Column 6 Exchange Name/ Zone Name	Column 7 Class Of Service
9	23.50	0.00	1.80	283	279 "Rhame"	Monthly residential flat rate
10	23.50	0.00	1.23	529	523 "Bowman"	Monthly residential flat rate
11	23.50	0.00	0.41	73	564 "S Hettinger"	Monthly residential flat rate
12	23.50	0.00	0.41	457	567 "Hettinger"	Monthly residential flat rate
13	23.50	0.00	0.41	380	824 "Mott"	Monthly residential flat rate
14	23.50	0.00	1.20	52	846 "Dodge"	Monthly residential flat rate
15	23.50	0.00	0.90	239	938 "Halliday"	Monthly residential flat rate

Certification of Officer as to the Accuracy of the Data Reported for the Rate Floor Data

I certify that I am an officer of the reporting carrier; my responsibilities include ensuring the accuracy of the actual rate floor data reported ; and, to the best of my knowledge, the information reported on this form is accurate.

Name of Reporting Carrier				Consolidated Telcom		
Signature of authorized officer			<i>Ken Weisenberger</i>		Date	6/7/2018
Printed name of authorized officer			Ken Weisenberger			
Title or position of authorized officer			Chief Financial Officer			
Telephone number of authorized officer: (701) 478-3736 ext.						
Study Area Code of Reporting Carrier	381607	Filing Due Date for this form (mm/dd/yyyy)	07/01/2018			

TO BE COMPLETED BY THE REPORTING CARRIER, IF AN AGENT IS FILING RATE FLOOR DATA ON THE CARRIER'S BEHALF:

Certification of Officer to Authorize an Agent to File Rate Floor Data on Behalf of Reporting Carrier

I certify that National Exchange Carrier Association (NECA) is authorized to submit the information reported on behalf of the reporting carrier. I also certify that I am an officer of the reporting carrier; my responsibilities include ensuring the accuracy of the actual rate floor data provided to the authorized agent; and, to the best of my knowledge, the actual rate floor data provided to the authorized agent is accurate.

I certify that I am authorized to submit the information reported on this form on behalf of the reporting carrier; that I have provided the information reported herein based on data provided by the reporting carrier; and to the best of my knowledge the information reported herein is accurate.

Name of Authorized Agent				National Exchange Carrier Association (NECA)			
Name of Reporting Carrier				Consolidated Telcom			
Signature of authorized officer			<i>Ken Weisenberger</i>		Date		6/7/2018
Printed name of authorized officer				Ken Weisenberger			
Title or position of authorized officer				Chief Financial Officer			
Telephone number of authorized officer:				(701) 483-7376 ext.			
Study Area Code of Reporting Carrier		381607		Filing Due Date for this form (mm/dd/yyyy)		07/01/2018	