

RECEIVED

APR 25 2018

ND Public Service Commission

Client ID: 148

Exam Date: 03/20/2018

Examiner: 2

NDPSC Bin Capacity Chart

04/23/2018 04:08:56 PM

Beach Co-operative Grain Co.
Box 247
Beach, ND
County:

Golden Valley

Page: 5

Facility: Golden Valley

Section: GV

Status	Section	Bin Number	Bin Type	Base Point	Diameter or Bu/Ft (Ireg)	Length	Width	Side wall	Add for Hopper	Det. for Dist.	Effective Depth	Add for Peak	Depth for Capac.	Bushels per Foot	Base Pack%	Bushel Capacity with Pack
Added	GV	001	Peaked		45.000	0.000	0.000	35.00	0.00	0.00	35.000	2.700	37.7	1278.5	10.0	53.019
Added	GV	002	Peaked		45.000	0.000	0.000	35.00	0.00	0.00	35.000	2.700	37.7	1278.5	10.0	53.019
Added	GV	003	Peaked		20.500	0.000	0.000	35.00	0.00	0.00	35.000	1.200	36.2	265.3	6.80	10.257
Added	GV	004	Peaked		20.500	0.000	0.000	35.00	0.00	0.00	35.000	1.200	36.2	265.3	6.80	10.257
Added	GV	005	Peaked		20.500	0.000	0.000	35.00	0.00	0.00	35.000	1.200	36.2	265.3	6.80	10.257
Added	GV	006	Peaked		20.500	0.000	0.000	35.00	0.00	0.00	35.000	1.200	36.2	265.3	6.80	10.257
Added	GV	007	Peaked		12.000	0.000	0.000	15.00	1.00	0.00	16.000	0.700	16.7	90.9	5.00	1.594
Added	GV	008	Peaked		18.000	0.000	0.000	20.00	2.00	0.00	22.000	1.100	23.1	204.6	6.00	5.010
Added	GV	009	Peaked		18.000	0.000	0.000	20.00	2.00	0.00	22.000	1.100	23.1	204.6	6.00	5.010
Added	GV	010	Peaked		16.000	0.000	0.000	25.00	2.50	0.00	27.500	1.000	28.5	161.6	5.80	4.873
Added	GV	011	Peaked		16.000	0.000	0.000	25.00	2.50	0.00	27.500	1.000	28.5	161.6	5.80	4.873
Added	GV	012	Peaked		16.000	0.000	0.000	25.00	2.50	0.00	27.500	1.000	28.5	161.6	5.80	4.873
Added	GV	013	Peaked		16.000	0.000	0.000	25.00	2.50	0.00	27.500	1.000	28.5	161.6	5.80	4.873
Added	GV	014	Peaked		16.000	0.000	0.000	25.00	2.50	0.00	27.500	1.000	28.5	161.6	5.80	4.873
Added	GV	015	Peaked		16.000	0.000	0.000	25.00	2.50	0.00	27.500	1.000	28.5	161.6	5.80	4.873
Added	GV	016	Peaked		16.000	0.000	0.000	25.00	2.50	0.00	27.500	1.000	28.5	161.6	5.80	4.873
Added	GV	017	Peaked		12.000	0.000	0.000	10.00	2.50	0.00	12.500	0.700	13.2	90.9	5.00	1.260
Added	GV	018	Peaked		12.000	0.000	0.000	10.00	2.50	0.00	12.500	0.700	13.2	90.9	5.00	1.260
Added	GV	019	Peaked		16.000	0.000	0.000	20.00	2.50	0.00	22.500	1.000	23.5	161.6	5.80	4.018
Added	GV	020	Peaked		16.000	0.000	0.000	20.00	2.50	0.00	22.500	1.000	23.5	161.6	5.80	4.018
Added	GV	021	Peaked		16.000	0.000	0.000	20.00	2.50	0.00	22.500	1.000	23.5	161.6	5.80	4.018



Client ID: 148

NDPSC Bin Capacity Chart

04/23/2018 04:08:56 PM

Exam Date: 03/20/2018

Examiner: 2

Beach Co-operative Grain Co
Box 247
Beach, ND
County:

Golden Valley

Page: 6

Status	Section	Bin Number	Bin Type	Base Point	Diameter or Bu./ft (Irreg.)	Length	Width	Side wall	Add for Hopper	Ded. for Obsi.	Effective Depth	Add for Peak	Depth for Capac.	Bushels per Foot	Base Pack%	Bushel Capacity with Pack
--------	---------	------------	----------	------------	-----------------------------	--------	-------	-----------	----------------	----------------	-----------------	--------------	------------------	------------------	------------	---------------------------

Bin count: 21

Facility: Golden Valley Section: GV Total:

207,365


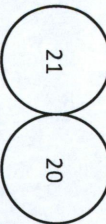
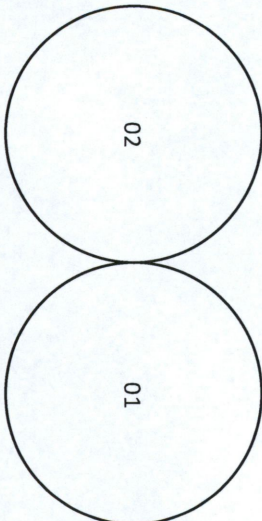
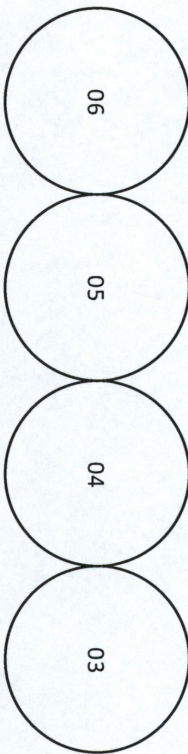
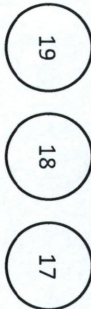
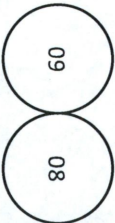
To Even:

208,000

Overall Licensed Bin Capacity for:	Licensed Capacity:	1,237,291 Bu.
Beach Co-operative Grain Co	<i>(includes pack)</i>	
Bin count: 95	Licensed Capacity (to even):	1,239,000 Bu.
	<i>(includes pack and section totals are rounded up to next highest 1000)</i>	



Golden Valley Ingredients
Lic# XXX
Beach, ND
4/23/18



N
W + E
S