



June 12, 2019

North Dakota Public Service Commission  
Mr. Darrell Nitschke, Executive Secretary  
600 E Boulevard, Dept 408  
Bismarck, ND 58505-0480

RE: 2019 CAF ICC Data and Local Rate Data Collections

Mr. Nitschke:

We hereby submit the enclosed Local Rate Floor Data, Intrastate TRP, USAC Report with the CAF/ICC Post True-Up amount and Post True-Up Access Recovery Charge (ARC) Report, along with the associated certifications that were submitted to NECA. Information is being submitted on behalf of the following telecommunications companies:

Polar Communications Mutual Aid Corp	381630
Polar Communications Mutual Aid Corp	381614
Wolverton Telephone Company	381509

If you have any questions please contact me at [sflanders@polartel.com](mailto:sflanders@polartel.com) or 701-284-4343. Thank you.

Sincerely,

Shari Flanders  
CFO

Enclosures

2 PU-19-61 Filed 06/12/2019 Pages: 39  
CAF ICC Annual Support Data  
Wolverton Telephone Company  
Shari Flanders, CFO

PO Box 270  
110 4th Street East  
Park River, ND 58270  
701.284.7221  
[www.thinkpolar.com](http://www.thinkpolar.com)



**POLAR**

**TO BE COMPLETED BY THE REPORTING CARRIER,**

**Certification of Officer as to the Accuracy of the CAF ICC Data Reported**

I certify that I am an officer of the reporting carrier; my responsibilities include ensuring the accuracy of the actual data reported; and, to the best of my knowledge, the information reported on this form is accurate.

Name of Reporting Carrier <b>Polar Communications Mutual Aid Corp</b>			
Signature of Authorized Officer 		Date <b>5/17/2019</b>	
Printed name of Authorized Officer <b>Karl Blake</b>			
Title or position of Authorized Officer <b>CEO</b>			
Telephone number of Authorized Officer: <b>(701) 284-7221</b> , ext. _____			
Study Area Code of Reporting Carrier	<b>381630</b>	Filing Due Date for this form (mm/dd/yyyy)	<b>June 17 2019</b>
Persons willfully making false statements on this form can be punished by fine or forfeiture under the Communications Act of 1934, 47 U.S.C. §§ 502, 503(b), or fine or imprisonment under Title 18 of the United States Code, 18 U.S.C. § 1001.			

TO BE COMPLETED BY THE REPORTING CARRIER, IF AN AGENT IS FILING DATA ON THE CARRIER'S BEHALF:

**Certification of Officer to Authorize an Agent to File Data Reported on Behalf of Reporting Carrier**

I certify that (Name of Agent) National Exchange Carrier Association, Inc. (NECA) is authorized to submit the information reported on behalf of the reporting carrier. I also certify that I am an officer of the reporting carrier; my responsibilities include ensuring the accuracy of the data provided to the Authorized Agent; and, to the best of my knowledge, the actual data provided to the Authorized Agent are accurate.

Name of Authorized Agent National Exchange Carrier Association, Inc. (NECA)

Name of Reporting Carrier Polar Communications Mutual Aid Corp

Signature of Authorized Officer  Date 5/17/2019

Printed name of Authorized Officer Karl Blake

Title or position of Authorized Officer CEO

Telephone number of Authorized Officer: (701) 284-7221, ext. \_\_\_\_\_

Study Area Code of Reporting Carrier 381630

Filing Due Date for this form  
(mm/dd/yyyy)

June 17 2019

Persons willfully making false statements on this form can be punished by fine or forfeiture under the Communications Act of 1934, 47 U.S.C. §§ 502, 503(b), or fine or imprisonment under Title 18 of the United States Code, 18 U.S.C. § 1001.

**TO BE COMPLETED BY AN OFFICER OF THE REPORTING CARRIER**

**Certification of Officer for Rate-of-Return Carrier Eligibility for CAF/ICC Recovery**

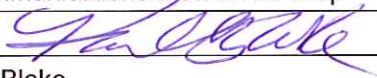
I certify that I am an officer of the reporting carrier and that, to the best of my knowledge, the reporting carrier on this form certifies that it has complied with Eligible Recovery §51.917(d) and Access Recovery Charge §51.917(e) and is eligible to receive the CAF ICC support requested pursuant to §51.917(f).

Name of Reporting Carrier: Polar Communications Mutual Aid Corp				
Signature of authorized officer: 			Date:	5/17/2019
Printed name of authorized officer: Karl Blake				
Title or position of authorized officer: CEO				
Telephone number of authorized officer: (701) 284-7221 ext.				
Study Area Code of Reporting Carrier	381630	Filing Due Date for this form (mm/dd/yyyy)	June 17 2019	
<small>Persons willfully making false statements on this form can be punished by fine or forfeiture under the Communications Act of 1934, 47 U.S.C. §§ 502, 503(b), or fine or imprisonment under Title 18 of the United States Code, 18 U.S.C. § 1001.</small>				

**TO BE COMPLETED BY AN OFFICER OF THE REPORTING CARRIER**

**Certification of Officer for Rate-of-Return Carrier Not Seeking Duplicative Recovery**

I certify that I am an officer of the reporting carrier and that, to the best of my knowledge, this reporting carrier is not seeking duplicative recovery in the state jurisdiction for any Eligible Recovery subject to the recovery mechanism as per 51.917(d)(vii).

Name of Reporting Carrier				Polar Communications Mutual Aid Corp	
Signature of authorized officer				Date	5/17/2019
Printed name of authorized officer		Karl Blake			
Title or position of authorized officer		CEO			
Telephone number of authorized officer: (701) 284-7221 ext.					
Study Area Code of Reporting Carrier		381630	Filing Due Date for this form (mm/dd/yyyy)	June 17 2019	
Persons willfully making false statements on this form can be punished by fine or forfeiture under the Communications Act of 1934, 47 U.S.C. §§ 502, 503(b), or fine or imprisonment under Title 18 of the United States Code, 18 U.S.C. § 1001.					

Certification of Officer as to the Accuracy of the Data Reported for the Rate Floor Data

I certify that I am an officer of the reporting carrier; my responsibilities include ensuring the accuracy of the actual rate floor data reported and, to the best of my knowledge, the information reported on this form is accurate.

Name of Reporting Carrier: POLAR Communications

Signature of Authorized Officer:



Date:

6-4-19

Printed name of Authorized Officer:

KARL BLAKE

Title or position of Authorized Officer

CEO

Telephone number of Authorized Officer

701-284-7221

Study Area Code of Reporting Carrier

381630

Filing Due Date for this form (mm/dd/yyyy)

07/01/2019

X

I certify that our company receives or is projected to receive High Cost Loop Support (or Frozen High Cost Support that is based on HCLS or High Cost Model Support) during the period July 2019 through June 2020, but has no monthly residential rates (plus charges as defined) less than \$18.00.



2019 CAF ICC Data Collection

NECA Home NECA Data Collections Contact Us CAF ICC - Instructions & Documents NECA IR - Paper Certification Tracking Logout

Logged in User: Patricia Hoyt



Home Select Company Main Page Study Area Data Input Menu ▾ CAF & ARC Output ▾ Historic Reports ▾ E-Certification ▾

Study Area: POLAR COMMUNICATIONS MUTUAL AID CORP (ID: 381630)  
 Holding Company: POLAR COMM. MUTUAL AID (ID: 200000267)

Access Recovery Charges

Recalculate ARC Rates & CAF Support revenues

Test Period 2019-20 Pre-True-up View Test Period 2019-20 Post-True-Up (Filing) View

Test Period 2019-2020 Post True-Up (Filing) View

Exchange/Zone Name	Residential Lines excluding Lifelines	Residential ARC	Residential ARC Revenue	SLB Lines	SLB ARC	SLB ARC Revenue	MLB Lines	MLB ARC	MLB ARC Revenue	Total ARC Revenue
Aneta	118	\$0.00	\$0.00							
Arthur	121	\$0.00	\$0.00							
Brocket	70	\$0.00	\$0.00							
Cavalier	780	\$0.00	\$0.00							
Crystal	108	\$0.00	\$0.00							
Dahlen	29	\$0.00	\$0.00							
Drayton	242	\$0.00	\$0.00							
East Drayton	26	\$0.00	\$0.00							
Edinburg	212	\$0.00	\$0.00							
Fairdale	31	\$0.00	\$0.00							
Galesburg	102	\$0.00	\$0.00							
Hoople	138	\$0.00	\$0.00							
Hunter	128	\$0.00	\$0.00							
Inkster	62	\$0.00	\$0.00							
Lankin	62	\$0.00	\$0.00							
Michigan	120	\$0.00	\$0.00							
Neché	154	\$0.00	\$0.00							
Nekoma	38	\$0.00	\$0.00							
Niagara	96	\$0.00	\$0.00							
Park River	650	\$0.00	\$0.00							
Petersburg	76	\$0.00	\$0.00							
Saint Thomas	146	\$0.00	\$0.00							
<b>Study Area Summary</b>	<b>3509</b>		<b>\$0.00</b>	<b>696</b>	<b>\$3.00</b>	<b>\$25,056.00</b>	<b>1033</b>	<b>\$3.00</b>	<b>\$37,188.00</b>	<b>\$62,244.00</b>



**Study Area: POLAR COMMUNICATIONS MUTUAL AID CORP (ID: 381630)**  
**Holding Company: POLAR COMM. MUTUAL AID (ID: 200000267)**

**CONNECT AMERICA FUND**

[Data to be provided to USAC/FCC in June 2019 for CAF ICC Purposes]

**Settlement Type: Cost**

Test Period 7/1/19-6/30/20 Post True-up (Filing) View

<b>Rate-of-Return (ROR) Carrier Revenue Requirement</b>		
1	2011 Interstate Switched Access Revenue Requirement	\$1,462,354
2	FY 2011 Intrastate Terminating Switched Access Revenues	\$503,148
3	FY 2011 Net Reciprocal Compensation Revenues	\$75,747
4	2011 ROR Carrier Base Period Revenue (Line 1 + Line 2 + Line 3)	\$2,041,249
5	ROR Carrier Baseline Adjustment Factor (0.95 ^ 8)	0.663420
6	ROR Carrier Revenue Requirement (Line 4 x Line 5)	\$1,354,205
7	Pool Administration Expenses	\$40,044
8	Total ROR Carrier Revenue Requirement (Line 6 + Line 7)	<b>\$1,394,250</b>
<b>Revenues from Reformed Inter-carrier Compensation (ICC) Rates</b>		
9	Interstate Switched Access Revenues	\$192,307
10	Interstate Allocated Switched Access Revenues#	\$262,945
11	Transitional Intrastate Access Service Revenues	\$42,993
12	Net Transitional Reciprocal Compensation Revenues	\$0
13	Total ICC Revenue (Line 10 + Line 11 + Line 12)	<b>\$305,938</b>
<b>Eligible Recovery</b>		
14	TRS Increment	\$0
15	Regulatory Fees Increment	\$0
16	NANPA Increment	\$0
17	Interstate Local Switching Support for Price Cap Affiliates or Estimated Duplicate LSS Costs in CAF II	\$0
18	Adjustment for Double Recovery or Corrections	(\$50,753)
19	Test Period 17/18 Trueup - Net Impact on Total Eligible Recovery	<b>\$56,496</b>
20	Eligible Recovery (Line 8 - Line 13) + (Line 14 + Line 15 + Line 16 + Line 18 + Line 19) - (Line 17)	<b>\$1,094,055</b>
<b>Revenues from Access Recovery Charges (ARC)</b>		
21	Residential ARC Revenues	\$0
22	Single Line Business ARC Revenues	\$25,056
23	Multi-Line Business ARC Revenues	\$37,188
24	Total ARC Revenues (Line 21 + Line 22 + Line 23)	<b>\$62,244</b>
<b>Connect America Fund (CAF) ICC Support**</b>		
25	Connect America Fund (CAF) ICC Support (Line 20 - Line 24)	\$1,031,811
<b>Revised CAF ICC Support with Imputed ARC Revenues for Broadband-Only Loops</b>		
26	ARC Revenue Adjustment following "Second Order on Reconsideration & Clarification" FCC 18-13	\$0
27	<b>Adjusted Test Period 2019-2020 CAFICC Support (Line 25 - Line 26)</b>	<b>\$1,031,811</b>

**NOTES:**

#Per FCC Designation Order, calculated as (Sum of Line 9 for all TS pool participants) \* (Line 1/ Sum of Line 1 for all TS pool participants)  
\*\*NECA estimate provided for informational purposes only - actual to be calculated by USAC.



2019 CAF ICC Data Collection

NECA Home NECA Data Collections Contact Us CAF ICC - Instructions & Documents NECA IR - Paper Certification Tracking Logout  
 Logged in User: Patricia Hoyt

Home Select Company Main Page Study Area Data Input Menu ▶ CAF & ARC Output ▶ Historic Reports ▶ E-Certification ▶

Study Area: POLAR COMMUNICATIONS MUTUAL AID CORP (ID: 381630)  
 Holding Company: POLAR COMM. MUTUAL AID (ID: 20000267)

Historic Intrastate Rates and Demand Data (TRP)

2019 Intrastate TRP Data Report

[Go Back to Main Page]

Intrastate Revenues

Test Year 2019-2020 Expected Maximum Intrastate Revenue: \$0.00

Col D --	Col E --	Col F --	Col G --	Col H --	Col I --	Col J H'I	Col K --	Col L --	Col M -- ((L/K)^(12/21)-1)*100	Col N -- H'L
Rate Element Description	Unit of Demand	7/1/2019 Intrastate Rate	Test Year 2018-2019 Current Intrastate Rate	7/1/2019 Proposed Intrastate Rate	FY 2011 Intrastate Units: Terminating for Non-Dedicated or Originating and Terminating for Dedicated Elements	Intrastate Price-out with 7/1/2019 proposed intrastate rate and FY2011 Demand	FY 2018 Intrastate Units: Terminating for Non-Dedicated and total for Dedicated Elements	Test Year 2019-2020 Forecasted Intrastate Units	Intrastate Units Growth Rate %	TY 2019-20 Forecasted Intrastate Revenue
Terminating End Office Access Service	MOU	\$0.00070000	\$0.00213300	\$0.00070000	5,139,960.00	\$3,597.97	0.00	0.00	0.00%	\$0.00
Terminating End Office, Premium, per access minute										
Terminating End Office Access Service	MOU	\$0.00070000	\$0.00213300	\$0.00070000	0.00	\$0.00	0.00	0.00	0.00%	\$0.00
Terminating End Office, Non-Premium, per access minute										
Entrance Facility, Per Termination Voice Grade Two Wire	Termination	\$82.70	\$83.07	\$82.70	0.00	\$0.00	0.00	0.00	0.00%	\$0.00
Entrance Facility, Per Termination Voice Grade Four Wire	Termination	\$132.34	\$132.93	\$132.34	0.00	\$0.00	0.00	0.00	0.00%	\$0.00
Entrance Facility, Per Termination High Capacity DS1	Termination	\$403.18	\$404.99	\$403.18	0.00	\$0.00	0.00	0.00	0.00%	\$0.00
Entrance Facility, Per Termination High Capacity DS3	Termination	\$3,681.34	\$3,697.83	\$3,681.34	0.00	\$0.00	0.00	0.00	0.00%	\$0.00
Entrance Facility, Per Termination Synchronous Optical Channel OC3	Termination	\$3,753.86	\$3,770.68	\$3,753.86	0.00	\$0.00	0.00	0.00	0.00%	\$0.00
Entrance Facility, Per Termination Synchronous Optical Channel OC12	Termination	\$4,007.91	\$4,025.87	\$4,007.91	0.00	\$0.00	0.00	0.00	0.00%	\$0.00
Entrance Facility, Per Termination ESALT 2 Mbps	Circuit	\$714.11	\$717.31	\$714.11	0.00	\$0.00	0.00	0.00	0.00%	\$0.00
Entrance Facility, Per Termination ESALT 10 Mbps	Circuit	\$769.67	\$773.12	\$769.67	0.00	\$0.00	0.00	0.00	0.00%	\$0.00
Entrance Facility, Per Termination ESALT 50 Mbps	Circuit	\$997.16	\$1,001.63	\$997.16	0.00	\$0.00	0.00	0.00	0.00%	\$0.00
Direct Trunked Transport Facility/ Mile Voice Grade - Two Wire & Four Wire	Mile	\$5.88	\$5.91	\$5.88	0.00	\$0.00	0.00	0.00	0.00%	\$0.00
Direct Trunked Transport Facility/ Mile High Capacity DS1	Mile	\$27.63	\$27.75	\$27.63	0.00	\$0.00	0.00	0.00	0.00%	\$0.00
Direct Trunked Transport Facility/ Mile High Capacity DS3	Mile	\$240.63	\$241.71	\$240.63	0.00	\$0.00	0.00	0.00	0.00%	\$0.00
Direct Trunked Transport Facility/ Mile Synchronous Optical Channel OC3	Mile	\$257.58	\$258.73	\$257.58	0.00	\$0.00	0.00	0.00	0.00%	\$0.00

Direct Trunked Transport Facility/ Mile Synchronous Optical Channel OC12	Mile	\$323.31	\$324.76	\$323.31	0.00	\$0.00	0.00	0.00	0.00%	\$0.00
Direct Trunked Transport Facility/ Mile ESALT 2 Mbps DTF-E1	Circuit Miles	\$81.36	\$81.72	\$81.36	0.00	\$0.00	0.00	0.00	0.00%	\$0.00
Direct Trunked Transport Facility/ Mile ESALT 2 Mbps DTF-E2	Circuit Miles	\$54.25	\$54.49	\$54.25	0.00	\$0.00	0.00	0.00	0.00%	\$0.00
Direct Trunked Transport Facility/ Mile ESALT 2 Mbps DTF-E3	Circuit Miles	\$80.78	\$81.14	\$80.78	0.00	\$0.00	0.00	0.00	0.00%	\$0.00
Direct Trunked Transport Facility/ Mile ESALT 2 Mbps DTF-E4	Circuit Miles	\$135.26	\$135.87	\$135.26	0.00	\$0.00	0.00	0.00	0.00%	\$0.00
Direct Trunked Transport Facility/ Mile ESALT 10 Mbps DTF-E1	Circuit Miles	\$206.30	\$207.22	\$206.30	0.00	\$0.00	0.00	0.00	0.00%	\$0.00
Direct Trunked Transport Facility/ Mile ESALT 10 Mbps DTF-E2	Circuit Miles	\$123.80	\$124.35	\$123.80	0.00	\$0.00	0.00	0.00	0.00%	\$0.00
Direct Trunked Transport Facility/ Mile ESALT 10 Mbps DTF-E3	Circuit Miles	\$203.33	\$204.24	\$203.33	0.00	\$0.00	0.00	0.00	0.00%	\$0.00
Direct Trunked Transport Facility/ Mile ESALT 10 Mbps DTF-E4	Circuit Miles	\$417.05	\$418.92	\$417.05	0.00	\$0.00	0.00	0.00	0.00%	\$0.00
Direct Trunked Transport Facility/ Mile ESALT 50 Mbps DTF-E1	Circuit Miles	\$577.65	\$580.24	\$577.65	0.00	\$0.00	0.00	0.00	0.00%	\$0.00
Direct Trunked Transport Facility/ Mile ESALT 50 Mbps DTF-E2	Circuit Miles	\$385.12	\$386.85	\$385.12	0.00	\$0.00	0.00	0.00	0.00%	\$0.00
Direct Trunked Transport Facility/ Mile ESALT 50 Mbps DTF-E3	Circuit Miles	\$664.07	\$667.04	\$664.07	0.00	\$0.00	0.00	0.00	0.00%	\$0.00
Direct Trunked Transport Facility/ Mile ESALT 50 Mbps DTF-E4	Circuit Miles	\$1,183.48	\$1,188.78	\$1,183.48	0.00	\$0.00	0.00	0.00	0.00%	\$0.00
Direct Trunked Transport Facility/Termination Voice Grade - Two Wire & Four Wire	Termination	\$59.20	\$59.47	\$59.20	0.00	\$0.00	0.00	0.00	0.00%	\$0.00
Direct Trunked Transport Facility/Termination High Capacity DS1	Termination	\$143.32	\$143.96	\$143.32	0.00	\$0.00	0.00	0.00	0.00%	\$0.00
Direct Trunked Transport Facility/Termination High Capacity DS3	Termination	\$920.32	\$924.44	\$920.32	0.00	\$0.00	0.00	0.00	0.00%	\$0.00
Direct Trunked Transport Facility/Termination Synchronous Optical Channel OC3	Termination	\$958.24	\$962.53	\$958.24	0.00	\$0.00	0.00	0.00	0.00%	\$0.00
Direct Trunked Transport Facility/Termination Synchronous Optical Channel OC12	Termination	\$2,086.38	\$2,095.73	\$2,086.38	0.00	\$0.00	0.00	0.00	0.00%	\$0.00
Direct Trunked Transport Facility/Termination ESALT 2 Mbps	Circuit terms	\$189.85	\$190.70	\$189.85	0.00	\$0.00	0.00	0.00	0.00%	\$0.00
Direct Trunked Transport Facility/Termination ESALT 10 Mbps	Circuit terms	\$232.10	\$233.14	\$232.10	0.00	\$0.00	0.00	0.00	0.00%	\$0.00
Direct Trunked Transport Facility/Termination ESALT 50 Mbps	Circuit terms	\$283.67	\$284.94	\$283.67	0.00	\$0.00	0.00	0.00	0.00%	\$0.00
Multiplexing, Per Arrangement DS3 to DS1	Termination	\$839.68	\$843.44	\$839.68	0.00	\$0.00	0.00	0.00	0.00%	\$0.00
Multiplexing, Per Arrangement DS1 to Voice	Termination	\$324.20	\$325.65	\$324.20	0.00	\$0.00	0.00	0.00	0.00%	\$0.00
Customer Node Per Node OC3 155.52 Mbps	Port	\$871.66	\$875.57	\$871.66	0.00	\$0.00	0.00	0.00	0.00%	\$0.00
Customer Node Per Node OC12 622.08 Mbps	Port	\$2,518.15	\$2,529.43	\$2,518.15	0.00	\$0.00	0.00	0.00	0.00%	\$0.00
Customer Premises Port, Per Port OC3 155.52 Mbps	Port	\$286.01	\$287.29	\$286.01	0.00	\$0.00	0.00	0.00	0.00%	\$0.00
Customer Premises Port, Per Port STS-1 51.84 Mbps	Port	\$343.40	\$344.94	\$343.40	0.00	\$0.00	0.00	0.00	0.00%	\$0.00


Customer Premises Port, Per Port DS3 44.736 Mbps	Port	\$343.40	\$344.94	\$343.40	0.00	\$0.00	0.00	0.00	0.00%	\$0.00
Customer Premises Port, Per Port DS1 1.544 Mbps	Port	\$88.03	\$88.42	\$88.03	0.00	\$0.00	0.00	0.00	0.00%	\$0.00
Add/Drop Multiplexing Central Office Port, Per Port DS1 1.544 Mbps	Port	\$70.42	\$70.74	\$70.42	0.00	\$0.00	0.00	0.00	0.00%	\$0.00
Add/Drop Multiplexing Central Office Port, Per Port OC3 155.52 Mbps	Port	\$286.01	\$287.29	\$286.01	0.00	\$0.00	0.00	0.00	0.00%	\$0.00
Add/Drop Multiplexing Central Office Port, Per Port DS3 44.736 Mbps	Port	\$176.08	\$176.87	\$176.08	0.00	\$0.00	0.00	0.00	0.00%	\$0.00
Network Blocking, Per Blocked Call Network Blocking, Per Blocked Call, Applies to FGD only	Call	\$0.01660000	\$0.01670000	\$0.01660000	0.00	\$0.00	0.00	0.00	0.00%	\$0.00
ESALT Real Time CoS/QoS, Per ESALT DTF-E1 Facility ESALT 2 Mbps	Facility	\$15.53	\$15.60	\$15.53	0.00	\$0.00	0.00	0.00	0.00%	\$0.00
ESALT Real Time CoS/QoS, Per ESALT DTF-E1 Facility ESALT 10 Mbps	Facility	\$77.69	\$78.04	\$77.69	0.00	\$0.00	0.00	0.00	0.00%	\$0.00
ESALT Real Time CoS/QoS, Per ESALT DTF-E1 Facility ESALT 50 Mbps	Facility	\$241.76	\$242.84	\$241.76	0.00	\$0.00	0.00	0.00	0.00%	\$0.00
ESALT Entrance Facility Protection, Per ESALT Entrance Facility ESALT 2 Mbps	Circuit	\$288.40	\$289.69	\$288.40	0.00	\$0.00	0.00	0.00	0.00%	\$0.00
ESALT Entrance Facility Protection, Per ESALT Entrance Facility ESALT 10 Mbps	Circuit	\$288.40	\$289.69	\$288.40	0.00	\$0.00	0.00	0.00	0.00%	\$0.00
ESALT Entrance Facility Protection, Per ESALT Entrance Facility ESALT 50 Mbps	Circuit	\$288.40	\$289.69	\$288.40	0.00	\$0.00	0.00	0.00	0.00%	\$0.00
Common Channel Signaling Network Connection Signaling Mileage Facility, Per Mile	Mile	\$7.94	\$7.98	\$7.94	0.00	\$0.00	0.00	0.00	0.00%	\$0.00
Common Channel Signaling Network Connection Signaling Mileage Termination, Per Termination	Termination	\$79.69	\$80.05	\$79.69	0.00	\$0.00	0.00	0.00	0.00%	\$0.00
Common Channel Signaling Network Connection Signaling Entrance Facility, Per Facility	Facility	\$152.64	\$153.32	\$152.64	0.00	\$0.00	0.00	0.00	0.00%	\$0.00
Common Channel Signaling Network Connection STP Port, Per Port	Port	\$786.54	\$790.06	\$786.54	0.00	\$0.00	0.00	0.00	0.00%	\$0.00
Terminating Tandem Switched Transport Terminating Tandem Switched Transport Facility	Minutes / Mile	\$0.00043700	\$0.00043900	\$0.00043700	165,664,782.00	\$72,395.51	0.00	0.00	0.00%	\$0.00
Terminating Tandem Switched Transport Terminating Tandem Switched Termination	Minutes	\$0.00226700	\$0.00227700	\$0.00226700	11,102,724.00	\$25,169.88	0.00	0.00	0.00%	\$0.00
Terminating Tandem Switched Transport Terminating Tandem Switching	Minutes	\$0.00571800	\$0.00574400	\$0.00571800	4,214,086.00	\$24,096.14	0.00	0.00	0.00%	\$0.00
Nonrecurring Charges Voice Grade Two Wire	Facility	\$488.17	\$490.36	\$488.17	0.00	\$0.00	0.00	0.00	0.00%	\$0.00
Nonrecurring Charges Voice Grade Four Wire	Facility	\$488.17	\$490.36	\$488.17	0.00	\$0.00	0.00	0.00	0.00%	\$0.00
Nonrecurring Charges High Capacity DS1	Facility	\$358.01	\$359.61	\$358.01	0.00	\$0.00	0.00	0.00	0.00%	\$0.00
Nonrecurring Charges High Capacity DS3	Facility	\$482.75	\$484.91	\$482.75	0.00	\$0.00	0.00	0.00	0.00%	\$0.00
Nonrecurring Charges Synchronous Optical	Facility	\$390.54	\$392.29	\$390.54	0.00	\$0.00	0.00	0.00	0.00%	\$0.00

Channel OC3										
Nonrecurring Charges Synchronous Optical Channel OC12	Facility	\$390.54	\$392.29	\$390.54	0.00	\$0.00	0.00	0.00	0.00%	\$0.00
Nonrecurring Charges Interim NXX Translation, Per Order	Order	\$238.67	\$239.74	\$238.67	0.00	\$0.00	0.00	0.00	0.00%	\$0.00
Nonrecurring Charges FGC and FGD Conversion of Multifrequency Address Signaling to SS7 Signaling or SS7 Signaling to Multifrequency Address Signaling, per 24 trunks converted or fraction thereof on a per order basis	Order	\$479.49	\$481.64	\$479.49	0.00	\$0.00	0.00	0.00	0.00%	\$0.00
Nonrecurring Charges Trunk Activation, per 24 trunks activated or fraction thereof on a per order basis	Order	\$497.93	\$500.16	\$497.93	0.00	\$0.00	0.00	0.00	0.00%	\$0.00
Nonrecurring Charges Flexible Automatic Number Identification (Flex ANI), per End Office, per CIC	End Office	\$0.00000000	\$0.00000000	\$0.00000000	0.00	\$0.00	0.00	0.00	0.00%	\$0.00
Nonrecurring Charges ESALT 2 Mbps	Facility	\$578.57	\$581.16	\$578.57	0.00	\$0.00	0.00	0.00	0.00%	\$0.00
Nonrecurring Charges ESALT 10 Mbps	Facility	\$578.57	\$581.16	\$578.57	0.00	\$0.00	0.00	0.00	0.00%	\$0.00
Nonrecurring Charges ESALT 50 Mbps	Facility	\$578.57	\$581.16	\$578.57	0.00	\$0.00	0.00	0.00	0.00%	\$0.00
Nonrecurring Charges ESALT Direct Trunked Termination, per ESALT Direct Trunked Termination Installed	Order	\$381.18	\$382.89	\$381.18	0.00	\$0.00	0.00	0.00	0.00%	\$0.00
Nonrecurring Charges ESALT Entrance Facility Protection, per ESALT Entrance Facility	Facility	\$584.82	\$587.44	\$584.82	0.00	\$0.00	0.00	0.00	0.00%	\$0.00
						\$125,259.50				\$0.00

TO BE COMPLETED BY THE REPORTING CARRIER,

Certification of Officer as to the Accuracy of the CAF ICC Data Reported

I certify that I am an officer of the reporting carrier; my responsibilities include ensuring the accuracy of the actual data reported; and, to the best of my knowledge, the information reported on this form is accurate.

Name of Reporting Carrier				Polar Communications Mutual Aid Corp			
Signature of Authorized Officer					Date	5/17/2019	
Printed name of Authorized Officer				Karl Blake			
Title or position of Authorized Officer				CEO			
Telephone number of Authorized Officer:				(701) 284-7221, ext.			
Study Area Code of Reporting Carrier		381614	Filing Due Date for this form (mm/dd/yyyy)	June 17 2019			
Persons willfully making false statements on this form can be punished by fine or forfeiture under the Communications Act of 1934, 47 U.S.C. §§ 502, 503(b), or fine or imprisonment under Title 18 of the United States Code, 18 U.S.C. § 1001.							

TO BE COMPLETED BY THE REPORTING CARRIER, IF AN AGENT IS FILING DATA ON THE CARRIER'S BEHALF:

**Certification of Officer to Authorize an Agent to File Data Reported on Behalf of Reporting Carrier**

I certify that (Name of Agent) National Exchange Carrier Association, Inc. (NECA) is authorized to submit the information reported on behalf of the reporting carrier. I also certify that I am an officer of the reporting carrier; my responsibilities include ensuring the accuracy of the data provided to the Authorized Agent; and, to the best of my knowledge, the actual data provided to the Authorized Agent are accurate.

Name of Authorized Agent National Exchange Carrier Association, Inc. (NECA)

Name of Reporting Carrier Polar Communications Mutual Aid Corp

Signature of Authorized Officer  Date 5/17/2019

Printed name of Authorized Officer Karl Blake

Title or position of Authorized Officer CEO

Telephone number of Authorized Officer: (701) 284-7221 ext. \_\_\_\_\_


Study Area Code of Reporting Carrier	<u>381614</u>	Filing Due Date for this form (mm/dd/yyyy)	<u>June 17 2019</u>
--------------------------------------	---------------	---	---------------------

Persons willfully making false statements on this form can be punished by fine or forfeiture under the Communications Act of 1934, 47 U.S.C. §§ 502, 503(b), or fine or imprisonment under Title 18 of the United States Code, 18 U.S.C. § 1001.

TO BE COMPLETED BY AN OFFICER OF THE REPORTING CARRIER

Certification of Officer for Rate-of-Return Carrier Eligibility for CAF/ICC Recovery

I certify that I am an officer of the reporting carrier and that, to the best of my knowledge, the reporting carrier on this form certifies that it has complied with Eligible Recovery §51.917(d) and Access Recovery Charge §51.917(e) and is eligible to receive the CAF ICC support requested pursuant to §51.917(f).

Name of Reporting Carrier				Polar Communications Mutual Aid Corp	
Signature of authorized officer				Date	5/17/2019
Printed name of authorized officer		Karl Blake			
Title or position of authorized officer		CEO			
Telephone number of authorized officer: (701) 284-7221 <sub>ext.</sub>					
Study Area Code of Reporting Carrier		381614	Filing Due Date for this form (mm/dd/yyyy)	June 17 2019	
Persons willfully making false statements on this form can be punished by fine or forfeiture under the Communications Act of 1934, 47 U.S.C. §§ 502, 503(b), or fine or imprisonment under Title 18 of the United States Code, 18 U.S.C. § 1001.					

TO BE COMPLETED BY AN OFFICER OF THE REPORTING CARRIER

Certification of Officer for Rate-of-Return Carrier Not Seeking Duplicative Recovery

I certify that I am an officer of the reporting carrier and that, to the best of my knowledge, this reporting carrier is not seeking duplicative recovery in the state jurisdiction for any Eligible Recovery subject to the recovery mechanism as per 51.917(d)(vii).

Name of Reporting Carrier				Polar Communications Mutual Aid Corp			
Signature of authorized officer			Date		5/17/2019		
Printed name of authorized officer						Karl Blake	
Title or position of authorized officer						CEO	
Telephone number of authorized officer:						(701) 284-7221	
Study Area Code of Reporting Carrier		381614		Filing Due Date for this form (mm/dd/yyyy)		June 17 2019	
Persons willfully making false statements on this form can be punished by fine or forfeiture under the Communications Act of 1934, 47 U.S.C. §§ 502, 503(b), or fine or imprisonment under Title 18 of the United States Code, 18 U.S.C. § 1001.							

Certification of Officer as to the Accuracy of the Data Reported for the Rate Floor Data

I certify that I am an officer of the reporting carrier; my responsibilities include ensuring the accuracy of the actual rate floor data reported and, to the best of my knowledge, the information reported on this form is accurate.

Name of Reporting Carrier: POLAR COMMUNICATIONS

Signature of Authorized Officer: 

Date: 6-4-19

Printed name of Authorized Officer: KARL BLAKE

Title or position of Authorized Officer: CEO

Telephone number of Authorized Officer: 701-284-7221

Study Area Code of Reporting Carrier	381614		Filing Due Date for this form (mm/dd/yyyy)	07/01/2019	
--------------------------------------	--------	--	--	------------	--

X

I certify that our company receives or is projected to receive High Cost Loop Support (or Frozen High Cost Support that is based on HCLS or High Cost Model Support) during the period July 2019 through June 2020, but has no monthly residential rates (plus charges as defined) less than \$18.00.



2019 CAF ICC Data Collection

[NECA Home](#)
[NECA Data Collections](#)
[Contact Us](#)
[CAF ICC - Instructions & Documents](#)
[NECA IR - Paper Certification Tracking](#)
[Logout](#)

Logged in User: Patricia Hoyt



[Home](#)
[Select Company](#)
[Main Page](#)
[Study Area Data Input Menu](#)
[CAF & ARC Output](#)
[Historic Reports](#)
[E-Certification](#)

**Study Area: POLAR COMMUNICATIONS MUTUAL AID CORP (A) (ID: 381614)**  
**Holding Company: POLAR COMM. MUTUAL AID (ID: 200000267)**

Access Recovery Charges

Recalculate ARC Rates & CAF Support revenues

[Test Period 2019-20 Pre-True-up View](#)
[Test Period 2019-20 Post-True-Up \(Filing\) View](#)

Test Period 2019-2020 Post True-Up (Filing) View

Exchange/Zone Name	Residential Lines excluding Lifelines	Residential ARC	Residential ARC Revenue	SLB Lines	SLB ARC	SLB ARC Revenue	MLB Lines	MLB ARC	MLB ARC Revenue	Total ARC Revenue
Adams	76	\$0.00	\$0.00							
Edmore	105	\$0.00	\$0.00							
Fordville	89	\$0.00	\$0.00							
Gilby	100	\$0.00	\$0.00							
Lakota	259	\$0.00	\$0.00							
Pembina	191	\$0.00	\$0.00							
Saint Vincent	26	\$0.00	\$0.00							
<b>Study Area Summary</b>	<b>846</b>		<b>\$0.00</b>	<b>154</b>	<b>\$3.00</b>	<b>\$5,544.00</b>	<b>427</b>	<b>\$3.00</b>	<b>\$15,372.00</b>	<b>\$20,916.00</b>



**Study Area: POLAR COMMUNICATIONS MUTUAL AID CORP (A) (ID: 381614)**  
**Holding Company: POLAR COMM. MUTUAL AID (ID: 200000267)**

**CONNECT AMERICA FUND**

[Data to be provided to USAC/FCC in June 2019 for CAF ICC Purposes]

**Settlement Type: Average Schedule**

Test Period 7/1/19-6/30/20 Post True-up (Filing) View

<b>Rate-of-Return (ROR) Carrier Revenue Requirement</b>		
1	2011 Interstate Switched Access Revenue Requirement	\$315,086
2	FY 2011 Intrastate Terminating Switched Access Revenues	\$177,989
3	FY 2011 Net Reciprocal Compensation Revenues	\$20,956
4	2011 ROR Carrier Base Period Revenue (Line 1 + Line 2 + Line 3)	\$514,031
5	ROR Carrier Baseline Adjustment Factor (0.95 ^ 8)	0.663420
6	ROR Carrier Revenue Requirement (Line 4 x Line 5)	\$341,018
7	Pool Administration Expenses	\$13,326
8	Total ROR Carrier Revenue Requirement (Line 6 + Line 7)	<b>\$354,344</b>
<b>Revenues from Reformed Inter-carrier Compensation (ICC) Rates</b>		
9	Interstate Switched Access Revenues	\$129,153
10	Interstate Allocated Switched Access Revenues#	\$56,655
11	Transitional Intrastate Access Service Revenues	\$11,703
12	Net Transitional Reciprocal Compensation Revenues	\$0
13	Total ICC Revenue (Line 10 + Line 11 + Line 12)	<b>\$68,358</b>
<b>Eligible Recovery</b>		
14	TRS Increment	\$0
15	Regulatory Fees Increment	\$0
16	NANPA Increment	\$0
17	Interstate Local Switching Support for Price Cap Affiliates or Estimated Duplicate LSS Costs in CAF II	\$0
18	Adjustment for Double Recovery or Corrections	\$0
19	Test Period 17/18 Trueup - Net Impact on Total Eligible Recovery	<b>\$13,077</b>
20	Eligible Recovery (Line 8 - Line 13) + (Line 14 + Line 15 + Line 16 + Line 18 + Line 19) - (Line 17)	<b>\$299,063</b>
<b>Revenues from Access Recovery Charges (ARC)</b>		
21	Residential ARC Revenues	\$0
22	Single Line Business ARC Revenues	\$5,544
23	Multi-Line Business ARC Revenues	\$15,372
24	Total ARC Revenues (Line 21 + Line 22 + Line 23)	<b>\$20,916</b>
<b>Connect America Fund (CAF) ICC Support**</b>		
25	Connect America Fund (CAF) ICC Support (Line 20 - Line 24)	\$278,147
<b>Revised CAF ICC Support with Imputed ARC Revenues for Broadband-Only Loops</b>		
26	ARC Revenue Adjustment following "Second Order on Reconsideration & Clarification" FCC 18-13	\$0
27	<b>Adjusted Test Period 2019-2020 CAFICC Support (Line 25 - Line 26)</b>	<b>\$278,147</b>

**NOTES:**

#Per FCC Designation Order, calculated as (Sum of Line 9 for all TS pool participants) \* (Line 1/ Sum of Line 1 for all TS pool participants)  
\*\*NECA estimate provided for informational purposes only - actual to be calculated by USAC.



2019 CAF ICC Data Collection

NECA Home NECA Data Collections Contact Us CAF ICC - Instructions & Documents NECA IR - Paper Certification Tracking Logout

Logged in User: Patricia Hoyt



Home Select Company Main Page Study Area Data Input Menu > CAF & ARC Output > Historic Reports > E-Certification >

Study Area: POLAR COMMUNICATIONS MUTUAL AID CORP (A) (ID: 381614)

Holding Company: POLAR COMM. MUTUAL AID (ID: 200000267)

Historic Intrastate Rates and Demand Data (TRP)

2019 Intrastate TRP Data Report

[Go Back to Main Page]

Intrastate Revenues

Test Year 2019-2020 Expected Maximum Intrastate Revenue: \$0.00

Col D --	Col E --	Col F --	Col G --	Col H --	Col I --	Col J -- H'	Col K --	Col L --	Col M -- [[L/K]^(12/21)-1]*100	Col N -- H'L
Rate Element Description	Unit of Demand	7/1/2019 Interstate Rate	Test Year 2018-2019 Current Intrastate Rate	7/1/2019 Proposed Intrastate Rate	FY 2011 Intrastate Units: Terminating for Non-Dedicated or Originating and Terminating for Dedicated Elements	Intrastate Price-out with 7/1/2019 proposed intrastate rate and FY2011 Demand	FY 2018 Intrastate Units: Terminating for Non-Dedicated and total for Dedicated Elements	Test Year 2019-2020 Forecasted Intrastate Units	Intrastate Units Growth Rate %	TY 2019-20 Forecasted Intrastate Revenue
Terminating End Office Access Service	MOU	\$0.00070000	\$0.00213300	\$0.00070000	1,318,263.00	\$922.78	0.00	0.00	0.00%	\$0.00
Terminating End Office, Premium, per access minute										
Terminating End Office Access Service	MOU	\$0.00070000	\$0.00213300	\$0.00070000	0.00	\$0.00	0.00	0.00	0.00%	\$0.00
Terminating End Office, Non-Premium, per access minute										
Entrance Facility, Per Termination Voice Grade Two Wire	Termination	\$47.68	\$47.89	\$47.68	0.00	\$0.00	0.00	0.00	0.00%	\$0.00
Entrance Facility, Per Termination Voice Grade Four Wire	Termination	\$76.30	\$76.64	\$76.30	0.00	\$0.00	0.00	0.00	0.00%	\$0.00
Entrance Facility, Per Termination High Capacity DS1	Termination	\$232.45	\$233.49	\$232.45	0.00	\$0.00	0.00	0.00	0.00%	\$0.00
Entrance Facility, Per Termination High Capacity DS3	Termination	\$2,122.41	\$2,131.92	\$2,122.41	0.00	\$0.00	0.00	0.00	0.00%	\$0.00
Entrance Facility, Per Termination Synchronous Optical Channel OC3	Termination	\$2,164.22	\$2,173.92	\$2,164.22	0.00	\$0.00	0.00	0.00	0.00%	\$0.00
Entrance Facility, Per Termination Synchronous Optical Channel OC12	Termination	\$2,310.70	\$2,321.05	\$2,310.70	0.00	\$0.00	0.00	0.00	0.00%	\$0.00
Entrance Facility, Per Termination ESALT 2 Mbps	Circuit	\$411.72	\$413.56	\$411.72	0.00	\$0.00	0.00	0.00	0.00%	\$0.00
Entrance Facility, Per Termination ESALT 10 Mbps	Circuit	\$443.75	\$445.74	\$443.75	0.00	\$0.00	0.00	0.00	0.00%	\$0.00
Entrance Facility, Per Termination ESALT 50 Mbps	Circuit	\$574.91	\$577.49	\$574.91	0.00	\$0.00	0.00	0.00	0.00%	\$0.00
Direct Trunked Transport Facility/ Mile Voice Grade - Two Wire & Four Wire	Mile	\$3.40	\$3.42	\$3.40	0.00	\$0.00	0.00	0.00	0.00%	\$0.00
Direct Trunked Transport Facility/ Mile High Capacity DS1	Mile	\$15.93	\$16.00	\$15.93	0.00	\$0.00	0.00	0.00	0.00%	\$0.00
Direct Trunked Transport Facility/ Mile High Capacity DS3	Mile	\$138.74	\$139.36	\$138.74	0.00	\$0.00	0.00	0.00	0.00%	\$0.00
Direct Trunked Transport Facility/ Mile Synchronous Optical Channel OC3	Mile	\$148.50	\$149.17	\$148.50	0.00	\$0.00	0.00	0.00	0.00%	\$0.00
Direct Trunked Transport	Mile	\$186.38	\$187.22	\$186.38	0.00	\$0.00	0.00	0.00	0.00%	\$0.00

Facility/ Mile Synchronous Optical Channel OC12											
Direct Trunked Transport Facility/ Mile ESALT 2 Mbps DTF-E1	Circuit Miles	\$46.90	\$47.11	\$46.90	0.00	\$0.00	0.00	0.00	0.00%	\$0.00	
Direct Trunked Transport Facility/ Mile ESALT 2 Mbps DTF-E2	Circuit Miles	\$31.28	\$31.42	\$31.28	0.00	\$0.00	0.00	0.00	0.00%	\$0.00	
Direct Trunked Transport Facility/ Mile ESALT 2 Mbps DTF-E3	Circuit Miles	\$80.78	\$81.14	\$80.78	0.00	\$0.00	0.00	0.00	0.00%	\$0.00	
Direct Trunked Transport Facility/ Mile ESALT 2 Mbps DTF-E4	Circuit Miles	\$135.26	\$135.87	\$135.26	0.00	\$0.00	0.00	0.00	0.00%	\$0.00	
Direct Trunked Transport Facility/ Mile ESALT 10 Mbps DTF-E1	Circuit Miles	\$118.94	\$119.47	\$118.94	0.00	\$0.00	0.00	0.00	0.00%	\$0.00	
Direct Trunked Transport Facility/ Mile ESALT 10 Mbps DTF-E2	Circuit Miles	\$71.37	\$71.69	\$71.37	0.00	\$0.00	0.00	0.00	0.00%	\$0.00	
Direct Trunked Transport Facility/ Mile ESALT 10 Mbps DTF-E3	Circuit Miles	\$203.33	\$204.24	\$203.33	0.00	\$0.00	0.00	0.00	0.00%	\$0.00	
Direct Trunked Transport Facility/ Mile ESALT 10 Mbps DTF-E4	Circuit Miles	\$417.05	\$418.92	\$417.05	0.00	\$0.00	0.00	0.00	0.00%	\$0.00	
Direct Trunked Transport Facility/ Mile ESALT 50 Mbps DTF-E1	Circuit Miles	\$333.03	\$334.52	\$333.03	0.00	\$0.00	0.00	0.00	0.00%	\$0.00	
Direct Trunked Transport Facility/ Mile ESALT 50 Mbps DTF-E2	Circuit Miles	\$222.04	\$223.03	\$222.04	0.00	\$0.00	0.00	0.00	0.00%	\$0.00	
Direct Trunked Transport Facility/ Mile ESALT 50 Mbps DTF-E3	Circuit Miles	\$664.07	\$667.04	\$664.07	0.00	\$0.00	0.00	0.00	0.00%	\$0.00	
Direct Trunked Transport Facility/ Mile ESALT 50 Mbps DTF-E4	Circuit Miles	\$1,183.48	\$1,188.78	\$1,183.48	0.00	\$0.00	0.00	0.00	0.00%	\$0.00	
Direct Trunked Transport Facility/Termination Voice Grade - Two Wire & Four Wire	Termination	\$34.14	\$34.29	\$34.14	0.00	\$0.00	0.00	0.00	0.00%	\$0.00	
Direct Trunked Transport Facility/Termination High Capacity DS1	Termination	\$82.63	\$83.00	\$82.63	0.00	\$0.00	0.00	0.00	0.00%	\$0.00	
Direct Trunked Transport Facility/Termination High Capacity DS3	Termination	\$530.58	\$532.96	\$530.58	0.00	\$0.00	0.00	0.00	0.00%	\$0.00	
Direct Trunked Transport Facility/Termination Synchronous Optical Channel OC3	Termination	\$552.46	\$554.94	\$552.46	0.00	\$0.00	0.00	0.00	0.00%	\$0.00	
Direct Trunked Transport Facility/Termination Synchronous Optical Channel OC12	Termination	\$1,202.88	\$1,208.27	\$1,202.88	0.00	\$0.00	0.00	0.00	0.00%	\$0.00	
Direct Trunked Transport Facility/Termination ESALT 2 Mbps	Circuit terms	\$109.46	\$109.95	\$109.46	0.00	\$0.00	0.00	0.00	0.00%	\$0.00	
Direct Trunked Transport Facility/Termination ESALT 10 Mbps	Circuit terms	\$133.81	\$134.41	\$133.81	0.00	\$0.00	0.00	0.00	0.00%	\$0.00	
Direct Trunked Transport Facility/Termination ESALT 50 Mbps	Circuit terms	\$163.54	\$164.27	\$163.54	0.00	\$0.00	0.00	0.00	0.00%	\$0.00	
Multiplexing, Per Arrangement DS3 to DS1	Termination	\$484.11	\$486.28	\$484.11	0.00	\$0.00	0.00	0.00	0.00%	\$0.00	
Multiplexing, Per Arrangement DS1 to Voice	Termination	\$186.90	\$187.74	\$186.90	0.00	\$0.00	0.00	0.00	0.00%	\$0.00	
Customer Node Per Node OC3 155.52 Mbps	Port	\$502.55	\$504.80	\$502.55	0.00	\$0.00	0.00	0.00	0.00%	\$0.00	
Customer Node Per Node OC12 622.08 Mbps	Port	\$1,451.81	\$1,458.31	\$1,451.81	0.00	\$0.00	0.00	0.00	0.00%	\$0.00	
Customer Premises Port, Per Port OC3 155.52 Mbps	Port	\$164.91	\$165.65	\$164.91	0.00	\$0.00	0.00	0.00	0.00%	\$0.00	
Customer Premises Port, Per Port STS-1 51.84 Mbps	Port	\$197.99	\$198.88	\$197.99	0.00	\$0.00	0.00	0.00	0.00%	\$0.00	
Customer Premises Port, Per Port DS3 44.736	Port	\$197.99	\$198.88	\$197.99	0.00	\$0.00	0.00	0.00	0.00%	\$0.00	

Mbps										
Customer Premises Port, Per Port DS1 1.544 Mbps	Port	\$50.73	\$50.96	\$50.73	0.00	\$0.00	0.00	0.00	0.00%	\$0.00
Add/Drop Multiplexing Central Office Port, Per Port DS1 1.544 Mbps	Port	\$40.61	\$40.79	\$40.61	0.00	\$0.00	0.00	0.00	0.00%	\$0.00
Add/Drop Multiplexing Central Office Port, Per Port OC3 155.52 Mbps	Port	\$164.91	\$165.65	\$164.91	0.00	\$0.00	0.00	0.00	0.00%	\$0.00
Add/Drop Multiplexing Central Office Port, Per Port DS3 44.736 Mbps	Port	\$101.53	\$101.98	\$101.53	0.00	\$0.00	0.00	0.00	0.00%	\$0.00
Network Blocking, Per Blocked Call Network Blocking, Per Blocked Call, Applies to FGD only	Call	\$0.01660000	\$0.01670000	\$0.01660000	0.00	\$0.00	0.00	0.00	0.00%	\$0.00
ESALT Real Time CoS/QoS, Per ESALT DTF-E1 Facility ESALT 2 Mbps	Facility	\$8.96	\$9.00	\$8.96	0.00	\$0.00	0.00	0.00	0.00%	\$0.00
ESALT Real Time CoS/QoS, Per ESALT DTF-E1 Facility ESALT 10 Mbps	Facility	\$44.80	\$45.00	\$44.80	0.00	\$0.00	0.00	0.00	0.00%	\$0.00
ESALT Real Time CoS/QoS, Per ESALT DTF-E1 Facility ESALT 50 Mbps	Facility	\$139.43	\$140.05	\$139.43	0.00	\$0.00	0.00	0.00	0.00%	\$0.00
ESALT Entrance Facility Protection, Per ESALT Entrance Facility ESALT 2 Mbps	Circuit	\$288.40	\$289.69	\$288.40	0.00	\$0.00	0.00	0.00	0.00%	\$0.00
ESALT Entrance Facility Protection, Per ESALT Entrance Facility ESALT 10 Mbps	Circuit	\$288.40	\$289.69	\$288.40	0.00	\$0.00	0.00	0.00	0.00%	\$0.00
ESALT Entrance Facility Protection, Per ESALT Entrance Facility ESALT 50 Mbps	Circuit	\$288.40	\$289.69	\$288.40	0.00	\$0.00	0.00	0.00	0.00%	\$0.00
Common Channel Signaling Network Connection Signaling Mileage Facility, Per Mile	Mile	\$4.57	\$4.59	\$4.57	0.00	\$0.00	0.00	0.00	0.00%	\$0.00
Common Channel Signaling Network Connection Signaling Mileage Termination, Per Termination	Termination	\$45.94	\$46.15	\$45.94	0.00	\$0.00	0.00	0.00	0.00%	\$0.00
Common Channel Signaling Network Connection Signaling Entrance Facility, Per Facility	Facility	\$88.00	\$88.39	\$88.00	0.00	\$0.00	0.00	0.00	0.00%	\$0.00
Common Channel Signaling Network Connection STP Port, Per Port	Port	\$453.47	\$455.50	\$453.47	0.00	\$0.00	0.00	0.00	0.00%	\$0.00
Terminating Tandem Switched Transport Terminating Tandem Switched Transport Facility	Minutes / Mile	\$0.00043700	\$0.00043900	\$0.00043700	39,478,612.00	\$17,252.15	0.00	0.00	0.00%	\$0.00
Terminating Tandem Switched Transport Terminating Tandem Switched Termination	Minutes	\$0.00226700	\$0.00227700	\$0.00226700	3,229,856.00	\$7,322.08	0.00	0.00	0.00%	\$0.00
Terminating Tandem Switched Transport Terminating Tandem Switching	Minutes	\$0.00571800	\$0.00574400	\$0.00571800	1,318,264.00	\$7,537.83	0.00	0.00	0.00%	\$0.00
Nonrecurring Charges Voice Grade Two Wire	Facility	\$488.17	\$490.36	\$488.17	0.00	\$0.00	0.00	0.00	0.00%	\$0.00
Nonrecurring Charges Voice Grade Four Wire	Facility	\$488.17	\$490.36	\$488.17	0.00	\$0.00	0.00	0.00	0.00%	\$0.00
Nonrecurring Charges High Capacity DS1	Facility	\$358.01	\$359.61	\$358.01	0.00	\$0.00	0.00	0.00	0.00%	\$0.00
Nonrecurring Charges High Capacity DS3	Facility	\$482.75	\$484.91	\$482.75	0.00	\$0.00	0.00	0.00	0.00%	\$0.00
Nonrecurring Charges Synchronous Optical Channel OC3	Facility	\$390.54	\$392.29	\$390.54	0.00	\$0.00	0.00	0.00	0.00%	\$0.00
Nonrecurring Charges Synchronous Optical Channel OC12	Facility	\$390.54	\$392.29	\$390.54	0.00	\$0.00	0.00	0.00	0.00%	\$0.00
Nonrecurring Charges	Order	\$238.67	\$239.74	\$238.67	0.00	\$0.00	0.00	0.00	0.00%	\$0.00


Interim NXX Translation, Per Order										
Nonrecurring Charges FGC and FGD Conversion of Multifrequency Address Signaling to SS7 Signaling or SS7 Signaling to Multifrequency Address Signaling, per 24 trunks converted or fraction thereof on a per order basis	Order	\$479.49	\$481.64	\$479.49	0.00	\$0.00	0.00	0.00	0.00%	\$0.00
Nonrecurring Charges Trunk Activation, per 24 trunks activated or fraction thereof on a per order basis	Order	\$497.93	\$500.16	\$497.93	0.00	\$0.00	0.00	0.00	0.00%	\$0.00
Nonrecurring Charges Flexible Automatic Number Identification (Flex ANI), per End Office, per CIC	End Office	\$0.00000000	\$0.00000000	\$0.00000000	0.00	\$0.00	0.00	0.00	0.00%	\$0.00
Nonrecurring Charges ESALT 2 Mbps	Facility	\$578.57	\$581.16	\$578.57	0.00	\$0.00	0.00	0.00	0.00%	\$0.00
Nonrecurring Charges ESALT 10 Mbps	Facility	\$578.57	\$581.16	\$578.57	0.00	\$0.00	0.00	0.00	0.00%	\$0.00
Nonrecurring Charges ESALT 50 Mbps	Facility	\$578.57	\$581.16	\$578.57	0.00	\$0.00	0.00	0.00	0.00%	\$0.00
Nonrecurring Charges ESALT Direct Trunked Termination, per ESALT Direct Trunked Termination Installed	Order	\$381.18	\$382.89	\$381.18	0.00	\$0.00	0.00	0.00	0.00%	\$0.00
Nonrecurring Charges ESALT Entrance Facility Protection, per ESALT Entrance Facility	Facility	\$584.82	\$587.44	\$584.82	0.00	\$0.00	0.00	0.00	0.00%	\$0.00
						\$33,034.84				\$0.00

**TO BE COMPLETED BY THE REPORTING CARRIER,**

**Certification of Officer as to the Accuracy of the CAF ICC Data Reported**

I certify that I am an officer of the reporting carrier; my responsibilities include ensuring the accuracy of the actual data reported; and, to the best of my knowledge, the information reported on this form is accurate.

Name of Reporting Carrier Wolverton Telephone Company

Signature of Authorized Officer 

Date 5/17/2019

Printed name of Authorized Officer Karl Blake

Title or position of Authorized Officer Executive Vice President

Telephone number of Authorized Officer: (701) 284-7221, ext.

Study Area Code of Reporting Carrier 381509

Filing Due Date for this form  
(mm/dd/yyyy)

June 17 2019

Persons willfully making false statements on this form can be punished by fine or forfeiture under the Communications Act of 1934, 47 U.S.C. §§ 502, 503(b), or fine or imprisonment under Title 18 of the United States Code, 18 U.S.C. § 1001.

**TO BE COMPLETED BY THE REPORTING CARRIER, IF AN AGENT IS FILING DATA ON THE CARRIER'S BEHALF:**

**Certification of Officer to Authorize an Agent to File Data Reported on Behalf of Reporting Carrier**

I certify that (Name of Agent) National Exchange Carrier Association, Inc. (NECA) is authorized to submit the information reported on behalf of the reporting carrier. I also certify that I am an officer of the reporting carrier; my responsibilities include ensuring the accuracy of the data provided to the Authorized Agent; and, to the best of my knowledge, the actual data provided to the Authorized Agent are accurate.

Name of Authorized Agent <u>National Exchange Carrier Association, Inc. (NECA)</u>			
Name of Reporting Carrier <u>Wolverton Telephone Company</u>			
Signature of Authorized Officer 			Date <u>5/17/2019</u>
Printed name of Authorized Officer <u>Karl Blake</u>			
Title or position of Authorized Officer <u>Executive Vice President</u>			
Telephone number of Authorized Officer: <u>(701) 284-7221</u> , ext. _____			
Study Area Code of Reporting Carrier	<u>381509</u>	Filing Due Date for this form (mm/dd/yyyy)	<u>June 17 2019</u>

Persons willfully making false statements on this form can be punished by fine or forfeiture under the Communications Act of 1934, 47 U.S.C. §§ 502, 503(b), or fine or imprisonment under Title 18 of the United States Code, 18 U.S.C. § 1001.

**TO BE COMPLETED BY AN OFFICER OF THE REPORTING CARRIER**

**Certification of Officer for Rate-of-Return Carrier Eligibility for CAF/ICC Recovery**

I certify that I am an officer of the reporting carrier and that, to the best of my knowledge, the reporting carrier on this form certifies that it has complied with Eligible Recovery §51.917(d) and Access Recovery Charge §51.917(e) and is eligible to receive the CAF ICC support requested pursuant to §51.917(f).

Name of Reporting Carrier <b>Wolverton Telephone Company</b>			
Signature of authorized officer 	Date	<b>5/17/2019</b>	
Printed name of authorized officer <b>Karl Blake</b>			
Title or position of authorized officer <b>Executive Vice President</b>			
Telephone number of authorized officer: <b>(701) 284-7221</b> , ext.			
Study Area Code of Reporting Carrier	<b>381509</b>	Filing Due Date for this form (mm/dd/yyyy)	<b>June 17 2019</b>
<small>Persons willfully making false statements on this form can be punished by fine or forfeiture under the Communications Act of 1934, 47 U.S.C. §§ 502, 503(b), or fine or imprisonment under Title 18 of the United States Code, 18 U.S.C. § 1001.</small>			

TO BE COMPLETED BY AN OFFICER OF THE REPORTING CARRIER

Certification of Officer for Rate-of-Return Carrier Not Seeking Duplicative Recovery

I certify that I am an officer of the reporting carrier and that, to the best of my knowledge, this reporting carrier is not seeking duplicative recovery in the state jurisdiction for any Eligible Recovery subject to the recovery mechanism as per 51.917(d)(vii).

Name of Reporting Carrier				Wolverton Telephone Company	
Signature of authorized officer				Date	5/17/2019
Printed name of authorized officer		Karl Blake			
Title or position of authorized officer		Executive Vice President			
Telephone number of authorized officer:		(701) 284-7221, ext.			
Study Area Code of Reporting Carrier	381509	Filing Due Date for this form (mm/dd/yyyy)	June 17 2019		

Persons willfully making false statements on this form can be punished by fine or forfeiture under the Communications Act of 1934, 47 U.S.C. §§ 502, 503(b), or fine or imprisonment under Title 18 of the United States Code, 18 U.S.C. § 1001.

Certification of Officer as to the Accuracy of the Data Reported for the Rate Floor Data

I certify that I am an officer of the reporting carrier; my responsibilities include ensuring the accuracy of the actual rate floor data reported and, to the best of my knowledge, the information reported on this form is accurate.

Name of Reporting Carrier: Wolverton Telephone Co

Signature of Authorized Officer: 

Date: 6-4-19

Printed name of Authorized Officer: KARL BLAKE

Title or position of Authorized Officer: Executive Vice President

Telephone number of Authorized Officer: 701-284-7221

Study Area Code of Reporting Carrier	<u>381509</u>		Filing Due Date for this form (mm/dd/yyyy)	<u>07/01/2019</u>	
--------------------------------------	---------------	--	--	-------------------	--

I certify that our company receives or is projected to receive High Cost Loop Support (or Frozen High Cost Support that is based on HCLS or High Cost Model Support) during the period July 2019 through June 2020, but has no monthly residential rates (plus charges as defined) less than \$18.00.



2019 CAF ICC Data Collection

[NECA Home](#)
[NECA Data Collections](#)
[Contact Us](#)
[CAF ICC - Instructions & Documents](#)
[NECA IR - Paper Certification Tracking](#)
[Logout](#)

Logged in User: Ryan Denzel



[Home](#)
[Select Company](#)
[Main Page](#)
[Study Area Data Input Menu](#)
[CAF & ARC Output](#)
[Historic Reports](#)
[E-Certification](#)

**Study Area: WOLVERTON TEL. CO. (ID: 381509)**  
**Holding Company: POLAR COMM. MUTUAL AID (ID: 200000267)**

Access Recovery Charges

Recalculate ARC Rates & CAF Support revenues

[Test Period 2019-20 Pre-True-up View](#)
[Test Period 2019-20 Post-True-Up \(Filing\) View](#)

Test Period 2019-2020 Post True-Up (Filing) View

Exchange/Zone Name	Residential Lines excluding Lifelines	Residential ARC	Residential ARC Revenue	SLB Lines	SLB ARC	SLB ARC Revenue	MLB Lines	MLB ARC	MLB ARC Revenue	Total ARC Revenue
Christine	116	\$0.00	\$0.00							
Walcott	96	\$0.00	\$0.00							
<b>Study Area Summary</b>	<b>212</b>		<b>\$0.00</b>	<b>10</b>	<b>\$3.00</b>	<b>\$360.00</b>	<b>5</b>	<b>\$3.00</b>	<b>\$180.00</b>	<b>\$540.00</b>



2019 CAF ICC Data Collection

**Study Area: WOLVERTON TEL. CO. (ID: 381509)**  
**Holding Company: POLAR COMM. MUTUAL AID (ID: 200000267)**  
**Intrastate Revenues (FCC TRP exhibit)**

- Option 1: View TRP Output in Excel**
- Option 2: Download TRP Data in Excel**

**Intrastate Revenues**

Test Year 2019-2020 Expected Maximum Intrastate Revenue: \$0.00

Col D --	Col E --	Col F --	Col G --	Col H --	Col I --	Col J H*1	Col K --	Col L --	Col M --	Col N --
Rate Element Description	Unit of Demand	7/1/2019 Interstate Rate	Test Year 2018-2019 Current Intrastate Rate	7/1/2019 Proposed Intrastate Rate	FY 2011 Intrastate Units: Terminating for Non-Dedicated or Originating and Terminating for Dedicated Elements	Intrastate Price-out with 7/1/2019 proposed intrastate rate and FY2011 Demand	FY 2018 Intrastate Units: Terminating for Non-Dedicated and total for Dedicated Elements	Test Year 2019-2020 Forecasted Intrastate Units	$[(L/K)^{(12/24)} - 1] * 100$	TY 2019-20 Forecasted Intrastate Revenue
Terminating End Office Access Service	MOU	\$0.00070000	\$0.00213300	\$0.00070000	91,777.00	\$64.24	0.00	0.00	0.00%	\$0.00
Terminating End Office, Premium, per access minute	MOU	\$0.00070000	\$0.00213300	\$0.00070000	0.00	\$0.00	0.00	0.00	0.00%	\$0.00
Terminating End Office Access Service	Termination	\$82.70	\$83.07	\$82.70	0.00	\$0.00	0.00	0.00	0.00%	\$0.00
Terminating End Office, Non-Premium, per access minute	Termination	\$132.34	\$132.93	\$132.34	0.00	\$0.00	0.00	0.00	0.00%	\$0.00
Entrance Facility, Per Termination Voice Grade Two Wire	Termination	\$82.70	\$83.07	\$82.70	0.00	\$0.00	0.00	0.00	0.00%	\$0.00
Entrance Facility, Per Termination Voice Grade Four Wire	Termination	\$132.34	\$132.93	\$132.34	0.00	\$0.00	0.00	0.00	0.00%	\$0.00

Entrance Facility, Per Termination High Capacity DS1	Termination	\$403.18	\$404.99	\$403.18	0.00	\$0.00	0.00	0.00%	\$0.00
Entrance Facility, Per Termination High Capacity DS3	Termination	\$3,681.34	\$3,697.83	\$3,681.34	0.00	\$0.00	0.00	0.00%	\$0.00
Entrance Facility, Per Termination Synchronous Optical Channel OC3	Termination	\$3,753.86	\$3,770.68	\$3,753.86	0.00	\$0.00	0.00	0.00%	\$0.00
Entrance Facility, Per Termination Synchronous Optical Channel OC12	Termination	\$4,007.91	\$4,025.87	\$4,007.91	0.00	\$0.00	0.00	0.00%	\$0.00
Entrance Facility, Per Termination ESALT 2 Mbps	Circuit	\$714.11	\$717.31	\$714.11	0.00	\$0.00	0.00	0.00%	\$0.00
Entrance Facility, Per Termination ESALT 10 Mbps	Circuit	\$769.67	\$773.12	\$769.67	0.00	\$0.00	0.00	0.00%	\$0.00
Entrance Facility, Per Termination ESALT 50 Mbps	Circuit	\$997.16	\$1,001.63	\$997.16	0.00	\$0.00	0.00	0.00%	\$0.00
Direct Trunked Transport Facility/ Mile Voice Grade - Two Wire & Four Wire	Mile	\$5.88	\$5.91	\$5.88	0.00	\$0.00	0.00	0.00%	\$0.00
Direct Trunked Transport Facility/ Mile High Capacity DS1	Mile	\$27.63	\$27.75	\$27.63	0.00	\$0.00	0.00	0.00%	\$0.00
Direct Trunked Transport Facility/ Mile High Capacity DS3	Mile	\$240.63	\$241.71	\$240.63	0.00	\$0.00	0.00	0.00%	\$0.00
Direct Trunked Transport Facility/ Mile Synchronous Optical Channel OC3	Mile	\$257.58	\$258.73	\$257.58	0.00	\$0.00	0.00	0.00%	\$0.00
Direct Trunked Transport Facility/ Mile Synchronous Optical Channel OC12	Mile	\$323.31	\$324.76	\$323.31	0.00	\$0.00	0.00	0.00%	\$0.00
Direct Trunked Transport Facility/ Mile ESALT 2 Mbps DTF-E1	Circuit Miles	\$81.36	\$81.72	\$81.36	0.00	\$0.00	0.00	0.00%	\$0.00
Direct Trunked Transport Facility/ Mile ESALT 2 Mbps DTF-E2	Circuit Miles	\$54.25	\$54.49	\$54.25	0.00	\$0.00	0.00	0.00%	\$0.00
Direct Trunked Transport Facility/ Mile ESALT 2 Mbps DTF-E3	Circuit Miles	\$80.78	\$81.14	\$80.78	0.00	\$0.00	0.00	0.00%	\$0.00
Direct Trunked Transport Facility/ Mile ESALT 2 Mbps DTF-E4	Circuit Miles	\$135.26	\$135.87	\$135.26	0.00	\$0.00	0.00	0.00%	\$0.00

Direct Trunked Transport Facility/ Mile ESALT 10 Mbps DTF-E1	Circuit Miles	\$206.30	\$207.22	\$206.30	0.00	\$0.00	0.00	0.00	0.00%	\$0.00
Direct Trunked Transport Facility/ Mile ESALT 10 Mbps DTF-E2	Circuit Miles	\$123.80	\$124.35	\$123.80	0.00	\$0.00	0.00	0.00	0.00%	\$0.00
Direct Trunked Transport Facility/ Mile ESALT 10 Mbps DTF-E3	Circuit Miles	\$203.33	\$204.24	\$203.33	0.00	\$0.00	0.00	0.00	0.00%	\$0.00
Direct Trunked Transport Facility/ Mile ESALT 10 Mbps DTF-E4	Circuit Miles	\$417.05	\$418.92	\$417.05	0.00	\$0.00	0.00	0.00	0.00%	\$0.00
Direct Trunked Transport Facility/ Mile ESALT 50 Mbps DTF-E1	Circuit Miles	\$577.65	\$580.24	\$577.65	0.00	\$0.00	0.00	0.00	0.00%	\$0.00
Direct Trunked Transport Facility/ Mile ESALT 50 Mbps DTF-E2	Circuit Miles	\$385.12	\$386.85	\$385.12	0.00	\$0.00	0.00	0.00	0.00%	\$0.00
Direct Trunked Transport Facility/ Mile ESALT 50 Mbps DTF-E3	Circuit Miles	\$664.07	\$667.04	\$664.07	0.00	\$0.00	0.00	0.00	0.00%	\$0.00
Direct Trunked Transport Facility/ Mile ESALT 50 Mbps DTF-E4	Circuit Miles	\$1,183.48	\$1,188.78	\$1,183.48	0.00	\$0.00	0.00	0.00	0.00%	\$0.00
Direct Trunked Transport Facility/Termination Voice Grade - Two Wire & Four Wire	Termination	\$59.20	\$59.47	\$59.20	0.00	\$0.00	0.00	0.00	0.00%	\$0.00
Direct Trunked Transport Facility/Termination High Capacity DS1	Termination	\$143.32	\$143.96	\$143.32	0.00	\$0.00	0.00	0.00	0.00%	\$0.00
Direct Trunked Transport Facility/Termination High Capacity DS3	Termination	\$920.32	\$924.44	\$920.32	0.00	\$0.00	0.00	0.00	0.00%	\$0.00
Direct Trunked Transport Facility/Termination Synchronous Optical Channel OC3	Termination	\$958.24	\$962.53	\$958.24	0.00	\$0.00	0.00	0.00	0.00%	\$0.00
Direct Trunked Transport Facility/Termination Synchronous Optical Channel OC12	Termination	\$2,086.38	\$2,095.73	\$2,086.38	0.00	\$0.00	0.00	0.00	0.00%	\$0.00
Direct Trunked Transport Facility/Termination ESALT 2 Mbps	Circuit terms	\$189.85	\$190.70	\$189.85	0.00	\$0.00	0.00	0.00	0.00%	\$0.00
Direct Trunked Transport Facility/Termination ESALT	Circuit terms	\$232.10	\$233.14	\$232.10	0.00	\$0.00	0.00	0.00	0.00%	\$0.00





Nonrecurring Charges High Capacity DS3	Facility	\$482.75	\$484.91	\$482.75	\$0.00	\$0.00	0.00%	0.00	\$0.00
Nonrecurring Charges Synchronous Optical Channel OC3	Facility	\$390.54	\$392.29	\$390.54	0.00	0.00	0.00%	0.00	\$0.00
Nonrecurring Charges Synchronous Optical Channel OC12	Facility	\$390.54	\$392.29	\$390.54	0.00	0.00	0.00%	0.00	\$0.00
Nonrecurring Charges Interim NXX Translation, Per Order	Order	\$238.67	\$239.74	\$238.67	0.00	0.00	0.00%	0.00	\$0.00
Nonrecurring Charges FGC and FGD Conversion of Multifrequency Address Signaling to SS7 Signaling or SS7 Signaling to Multifrequency Address Signaling, per 24 trunks converted or fraction thereof on a per order basis	Order	\$479.49	\$481.64	\$479.49	0.00	0.00	0.00%	0.00	\$0.00
Nonrecurring Charges Trunk Activation, per 24 trunks activated or fraction thereof on a per order basis	Order	\$497.93	\$500.16	\$497.93	0.00	0.00	0.00%	0.00	\$0.00
Nonrecurring Charges Flexible Automatic Number Identification (Flex ANI), per End Office, per CIC	End Office	\$0.00000000	\$0.00000000	\$0.00000000	0.00	0.00	0.00%	0.00	\$0.00
Nonrecurring Charges ESALT 2 Mbps	Facility	\$578.57	\$581.16	\$578.57	0.00	0.00	0.00%	0.00	\$0.00
Nonrecurring Charges ESALT 10 Mbps	Facility	\$578.57	\$581.16	\$578.57	0.00	0.00	0.00%	0.00	\$0.00
Nonrecurring Charges ESALT 50 Mbps	Facility	\$578.57	\$581.16	\$578.57	0.00	0.00	0.00%	0.00	\$0.00
Nonrecurring Charges ESALT Direct Trunked Termination, per ESALT Direct Trunked Termination installed	Order	\$381.18	\$382.89	\$381.18	0.00	0.00	0.00%	0.00	\$0.00
Nonrecurring Charges ESALT Entrance Facility Protection, per ESALT Entrance Facility	Facility	\$584.82	\$587.44	\$584.82	0.00	0.00	0.00%	0.00	\$0.00
						\$3,250.69			\$0.00





## 2019 CAF ICC Data Collection

NECA Home NECA Data Collections Contact Us CAF ICC - Instructions & Documents NECA IR - Paper Certification Tracking Logout  
 Logged in User: Ryan Denzel



Home Select Company Main Page Study Area Data Input Menu ▸ CAF & ARC Output ▸ Historic Reports ▸ E-Certification ▸

Study Area: WOLVERTON TEL. CO. (ID: 381509)

Holding Company: POLAR COMM. MUTUAL AID (ID: 200000267)

## Study Area USAC Reports

[ View printer-friendly report ]

2019 USAC Data Report (Test Period 2019-2020) ▼

## CONNECT AMERICA FUND

[Data to be provided to USAC/FCC in June 2019 for CAF ICC Purposes]

Settlement Type: Average Schedule

Test Period 7/1/19-6/30/20 Post True-up (Filing) View

Rate-of-Return (ROR) Carrier Revenue Requirement		
1	2011 Interstate Switched Access Revenue Requirement	\$71,571
2	FY 2011 Intrastate Terminating Switched Access Revenues	\$9,800
3	FY 2011 Net Reciprocal Compensation Revenues	\$2,955
4	2011 ROR Carrier Base Period Revenue (Line 1 + Line 2 + Line 3)	\$84,326
5	ROR Carrier Baseline Adjustment Factor (0.95 ^ 8)	0.663420
6	ROR Carrier Revenue Requirement (Line 4 x Line 5)	\$55,944
7	Pool Administration Expenses	\$1,617
8	Total ROR Carrier Revenue Requirement (Line 6 + Line 7)	\$57,560
Revenues from Reformed Inter-carrier Compensation (ICC) Rates		
9	Interstate Switched Access Revenues	\$9,545
10	Interstate Allocated Switched Access Revenues#	\$12,869
11	Transitional Intrastate Access Service Revenues	\$2,746
12	Net Transitional Reciprocal Compensation Revenues	\$0
13	Total ICC Revenue (Line 10 + Line 11 + Line 12)	\$15,615
Eligible Recovery		
14	TRS Increment	\$0
15	Regulatory Fees Increment	\$0
16	NANPA Increment	\$0
17	Interstate Local Switching Support for Price Cap Affiliates or Estimated Duplicate LSS Costs in CAF II	\$0
18	Adjustment for Double Recovery or Corrections	\$0
19	Test Period 17/18 Trueup - Net Impact on Total Eligible Recovery	\$374
20	Eligible Recovery (Line 8 - Line 13) + (Line 14 + Line 15 + Line 16 + Line 18 + Line 19) - (Line 17)	\$42,319
Revenues from Access Recovery Charges (ARC)		
21	Residential ARC Revenues	\$0
22	Single Line Business ARC Revenues	\$360
23	Multi-Line Business ARC Revenues	\$180
24	Total ARC Revenues (Line 21 + Line 22 + Line 23)	\$540
Connect America Fund (CAF) ICC Support**		
25	Connect America Fund (CAF) ICC Support (Line 20 - Line 24)	\$41,779
Revised CAF ICC Support with Imputed ARC Revenues for Broadband-Only Loops		
26	ARC Revenue Adjustment following "Second Order on Reconsideration & Clarification" FCC 18-13	\$0
27	Adjusted Test Period 2019-2020 CAFICC Support (Line 25 - Line 26)	\$41,779

## NOTES:

# Per FCC Designation Order, calculated as (Sum of Line 9 for all TS pool participants) \* (Line 1/ Sum of Line 1 for all TS pool participants)

\*\*NECA estimate provided for informational purposes only - actual to be calculated by USAC.