



June 9, 2020

North Dakota Public Service Commission
Mr. Steve Kahl, Executive Secretary
600 E Boulevard, Dept 408
Bismarck, ND 58505-0480

RE: 2020 CAF ICC Data Collection

Mr. Kahl:

We hereby submit the enclosed Intrastate TRP, Post True-up Access Recovery Charge (ARC) report, USAC report with the Post True-up CAF ICC amount, and the associated certifications that were submitted to NECA. Information is being submitted on behalf of the following telecommunications companies:

Polar Communications Mutual Aid Corp	381630
Polar Communications Mutual Aid Corp	381614
Wolverton Telephone Company	381509

If you have any questions please contact me at sflanders@polartel.com or 701-284-4343. Thank you.

Sincerely,

Shari Flanders
CFO

Enclosures

2 **PU-20-76** Filed: 6/9/2020 Pages: 31
Copy of FCC 47CFR Section 54.304 CAF ICC Annual Support Data

Wolverton Telephone Company
Shari Flanders, CFO

2 **PU-20-75** Filed: 6/9/2020 Pages: 31
Copy of FCC 47CFR Section 54.304 CAF ICC Annual Support Data

Polar Communications Mutual Aid Corporation
Shari Flanders, CFO

PO Box 270
110 4th Street East
Park River, ND 58270
701.284.7221
www.thinkpolar.com



POLAR

TO BE COMPLETED BY AN OFFICER OF THE REPORTING CARRIER

Certification of Officer for Rate-of-Return Carrier Not Seeking Duplicative Recovery

I certify that I am an officer of the reporting carrier and that, to the best of my knowledge, this reporting carrier is not seeking duplicative recovery in the state jurisdiction for any Eligible Recovery subject to the recovery mechanism as per 51.917(d)(vii).

Name of Reporting Carrier **Wolverton Telephone Co.**

Signature of authorized officer *Karl Blake* Date **5/27/2020**

Printed name of authorized officer **Karl Blake**

Title or position of authorized officer **Executive Vice President**

Telephone number of authorized officer: **(701) 284-7221**

Study Area Code of Reporting Carrier **381509** Filing Due Date for this form (mm/dd/yyyy) **June 16, 2020**

Persons willfully making false statements on this form can be punished by fine or forfeiture under the Communications Act of 1934, 47 U.S.C. §§ 502, 503(b), or fine or imprisonment under Title 18 of the United States Code, 18 U.S.C. § 1001.

TO BE COMPLETED BY AN OFFICER OF THE REPORTING CARRIER

Certification of Officer for Rate-of-Return Carrier Eligibility for CAF/ICC Recovery

I certify that I am an officer of the reporting carrier and that, to the best of my knowledge, the reporting carrier on this form certifies that it has complied with Eligible Recovery §51.917(d) and Access Recovery Charge §51.917(e) and is eligible to receive the CAF ICC support requested pursuant to §51.917(f).

Name of Reporting Carrier **Wolverton Telephone Co**

Signature of authorized officer  Date **5/27/2020**

Printed name of authorized officer **Karl Blake**

Title or position of authorized officer **Executive Vice President**

Telephone number of authorized officer: **(701) 284-7221**, ext.


Study Area Code of Reporting Carrier	381509	Filing Due Date for this form (mm/dd/yyyy)	June 16, 2020
--------------------------------------	---------------	--	----------------------

Persons willfully making false statements on this form can be punished by fine or forfeiture under the Communications Act of 1934, 47 U.S.C. §§ 502, 503(b), or fine or imprisonment under Title 18 of the United States Code, 18 U.S.C. § 1001.

TO BE COMPLETED BY THE REPORTING CARRIER,

Certification of Officer as to the Accuracy of the CAF ICC Data Reported

I certify that I am an officer of the reporting carrier; my responsibilities include ensuring the accuracy of the actual data reported; and, to the best of my knowledge, the information reported on this form is accurate.

Name of Reporting Carrier				Wolverton Telephone Co.	
Signature of Authorized Officer					
Printed name of Authorized Officer			Karl Blake		
Title or position of Authorized Officer			Executive Vice President		
Telephone number of Authorized Officer:			(701) 284-7221 ext.		
Study Area Code of Reporting Carrier		381509	Filing Due Date for this form (mm/dd/yyyy)	June 16, 2020	
Persons willfully making false statements on this form can be punished by fine or forfeiture under the Communications Act of 1934, 47 U.S.C. §§ 502, 503(b), or fine or imprisonment under Title 18 of the United States Code, 18 U.S.C. § 1001.					

TO BE COMPLETED BY THE REPORTING CARRIER, IF AN AGENT IS FILING DATA ON THE CARRIER'S BEHALF:

Certification of Officer to Authorize an Agent to File Data Reported on Behalf of Reporting Carrier

I certify that (Name of Agent) National Exchange Carrier Association, Inc. (NECA) is authorized to submit the information reported on behalf of the reporting carrier. I also certify that I am an officer of the reporting carrier; my responsibilities include ensuring the accuracy of the data provided to the Authorized Agent; and, to the best of my knowledge, the actual data provided to the Authorized Agent are accurate.

Name of Authorized Agent National Exchange Carrier Association, Inc. (NECA)

Name of Reporting Carrier Wolverton Telephone Co.

Signature of Authorized Officer  Date 5/27/2020

Printed name of Authorized Officer Karl Blake

Title or position of Authorized Officer Executive Vice President

Telephone number of Authorized Officer: (701) 284-7221 ext. _____

Study Area Code of Reporting Carrier	<u>381509</u>	Filing Due Date for this form (mm/dd/yyyy)	<u>June 16, 2020</u>
--------------------------------------	---------------	---	----------------------

Persons willfully making false statements on this form can be punished by fine or forfeiture under the Communications Act of 1934, 47 U.S.C. §§ 502, 503(b), or fine or imprisonment under Title 18 of the United States Code, 18 U.S.C. § 1001.



2020 CAF ICC Data Collection

[NECA Home](#)
[NECA Data Collections](#)
[Contact Us](#)
[CAF ICC - Instructions & Documents](#)
[NECA IR - Paper Certification Tracking](#)
[Logout](#)

Logged in User: Patricia Hoyt



[Home](#)
[Select Company](#)
[Main Page](#)
[Study Area Data Input Menu](#)
[CAF & ARC Output](#)
[Historic Reports](#)
[E-Certification](#)

Study Area: WOLVERTON TEL. CO. (ID: 381509)

Access Recovery Charges

Recalculate ARC Rates & CAF Support revenues

[Test Period 2020-21 Pre-True-up View](#)
[Test Period 2020-21 Post-True-Up \(Filing\) View](#)

Test Period 2020-2021 Post True-Up (Filing) View

Exchange/Zone Name	Residential Lines excluding Lifelines	Residential ARC	Residential ARC Revenue	SLB Lines	SLB ARC	SLB ARC Revenue	MLB Lines	MLB ARC	MLB ARC Revenue	Total ARC Revenue
Christine	100	\$0.00	\$0.00							
Walcott	80	\$0.00	\$0.00							
Study Area Summary	180		\$0.00	12	\$3.00	\$432.00	4	\$3.00	\$144.00	\$576.00



2020 CAF ICC Data Collection

NECA Home NECA Data Collections Contact Us CAF ICC - Instructions & Documents NECA IR - Paper Certification Tracking Logout
 Logged in User: Patricia Hoyt

Home Select Company Main Page Study Area Data Input Menu ▾ CAF & ARC Output ▾ Historic Reports ▾ E-Certification ▾

Study Area: WOLVERTON TEL. CO. (ID: 381509)

Study Area USAC Reports

[View printer-friendly report]

2020 USAC Data Report (Test Period 2020-2021) ▾

CONNECT AMERICA FUND

[Data to be provided to USAC/FCC in June 2020 for CAF ICC Purposes]

Settlement Type: Average Schedule

Test Period 7/1/20-6/30/21 Post True-up (Filing) View

Rate-of-Return (ROR) Carrier Revenue Requirement		
1	2011 Interstate Switched Access Revenue Requirement	\$71,571
2	FY 2011 Intrastate Terminating Switched Access Revenues	\$9,800
3	FY 2011 Net Reciprocal Compensation Revenues	\$2,955
4	2011 ROR Carrier Base Period Revenue (Line 1 + Line 2 + Line 3)	\$84,326
5	ROR Carrier Baseline Adjustment Factor (0.95 ^ 9)	0.630249
6	ROR Carrier Revenue Requirement (Line 4 x Line 5)	\$53,146
7	Pool Administration Expenses	\$1,733
8	Total ROR Carrier Revenue Requirement (Line 6 + Line 7)	\$54,879
Revenues from Reformed Inter-carrier Compensation (ICC) Rates		
9	Interstate Switched Access Revenues	\$6,760
10	Interstate Allocated Switched Access Revenues#	\$10,572
11	Transitional Intrastate Access Service Revenues	\$2,581
12	Net Transitional Reciprocal Compensation Revenues	\$0
13	Total ICC Revenue (Line 10 + Line 11 + Line 12)	\$13,152
Eligible Recovery		
14	TRS Increment	\$0
15	Regulatory Fees Increment	\$0
16	NANPA Increment	\$0
17	Interstate Local Switching Support for Price Cap Affiliates or Estimated Duplicate LSS Costs in CAF II	\$0
18	Adjustment for Double Recovery or Corrections	\$0
19	Test Period 18/19 Trueup - Net Impact on Total Eligible Recovery	\$1,192
20	Eligible Recovery (Line 8 - Line 13) + (Line 14 + Line 15 + Line 16 + Line 18 + Line 19) - (Line 17)	\$42,919
Revenues from Access Recovery Charges (ARC)		
21	Residential ARC Revenues	\$0
22	Single Line Business ARC Revenues	\$432
23	Multi-Line Business ARC Revenues	\$144
24	Total ARC Revenues (Line 21 + Line 22 + Line 23)	\$576
Connect America Fund (CAF) ICC Support**		
25	Connect America Fund (CAF) ICC Support (Line 20 - Line 24)	\$42,343
Revised CAF ICC Support with Imputed ARC Revenues for Broadband-Only Loops		
26	ARC Revenue Adjustment following "Second Order on Reconsideration & Clarification" FCC 18-13	\$0
27	Adjusted Test Period 2020-2021 CAFICC Support (Line 25 - Line 26)	\$42,343

NOTES:

#Per FCC Designation Order, calculated as (Sum of Line 9 for all TS pool participants) * (Line 1/ Sum of Line 1 for all TS pool participants)

**NECA estimate provided for informational purposes only - actual to be calculated by USAC.



2020 CAF ICC Data Collection

NECA Home NECA Data Collections Contact Us CAF ICC - Instructions & Documents NECA IR - Paper Certification Tracking Logout

Logged in User: Patricia Hoyt



Home Select Company Main Page Study Area Data Input Menu > CAF & ARC Output > Historic Reports > E-Certification >

Study Area: WOLVERTON TEL. CO. (ID: 381509)

Historic Intrastate Rates and Demand Data (TRP)

2020 Intrastate TRP Data Report

[Go Back to Main Page]

Intrastate Revenues

Test Year 2020-2021 Expected Maximum Intrastate Revenue: \$0.00

Col D --	Col E --	Col F --	Col G --	Col H --	Col I --	Col J -- H¹	Col K --	Col L --	Col M -- [(L/K)^(12/21)-1]*100	Col N -- H¹L
Rate Element Description	Unit of Demand	7/1/2020 Interstate Rate	Test Year 2019-2020 Current Intrastate Rate	7/1/2020 Proposed Intrastate Rate	FY 2011 Intrastate Units: Terminating for Non-Dedicated or Originating and Terminating for Dedicated Elements	Intrastate Price-out with 7/1/2020 proposed intrastate rate and FY2011 Demand	FY 2019 Intrastate Units: Terminating for Non-Dedicated and total for Dedicated Elements	Test Year 2020-2021 Forecasted Intrastate Units	Intrastate Units Growth Rate %	TY 2020-21 Forecasted Intrastate Revenue
Terminating End Office Access Service	MOU	\$0.00000000	\$0.00070000	\$0.00000000	91,777.00	\$0.00	0.00	0.00	0.00%	\$0.00
Terminating End Office, Premium, per access minute										
Terminating End Office Access Service	MOU	\$0.00000000	\$0.00070000	\$0.00000000	0.00	\$0.00	0.00	0.00	0.00%	\$0.00
Terminating End Office, Non-Premium, per access minute										
Entrance Facility, Per Termination Voice Grade Two Wire	Termination	\$81.47	\$82.70	\$81.47	0.00	\$0.00	0.00	0.00	0.00%	\$0.00
Entrance Facility, Per Termination Voice Grade Four Wire	Termination	\$130.37	\$132.34	\$130.37	0.00	\$0.00	0.00	0.00	0.00%	\$0.00
Entrance Facility, Per Termination High Capacity DS1	Termination	\$397.17	\$403.18	\$397.17	0.00	\$0.00	0.00	0.00	0.00%	\$0.00
Entrance Facility, Per Termination High Capacity DS3	Termination	\$3,626.49	\$3,681.34	\$3,626.49	0.00	\$0.00	0.00	0.00	0.00%	\$0.00
Entrance Facility, Per Termination Synchronous Optical Channel OC3	Termination	\$3,697.93	\$3,753.86	\$3,697.93	0.00	\$0.00	0.00	0.00	0.00%	\$0.00
Entrance Facility, Per Termination Synchronous Optical Channel OC12	Termination	\$3,948.19	\$4,007.91	\$3,948.19	0.00	\$0.00	0.00	0.00	0.00%	\$0.00
Entrance Facility, Per Termination ESALT 2 Mbps	Circuit	\$703.47	\$714.11	\$703.47	0.00	\$0.00	0.00	0.00	0.00%	\$0.00
Entrance Facility, Per Termination ESALT 10 Mbps	Circuit	\$758.20	\$769.67	\$758.20	0.00	\$0.00	0.00	0.00	0.00%	\$0.00
Entrance Facility, Per Termination ESALT 50 Mbps	Circuit	\$982.30	\$997.16	\$982.30	0.00	\$0.00	0.00	0.00	0.00%	\$0.00
Direct Trunked Transport Facility/ Mile Voice Grade - Two Wire & Four Wire	Mile	\$5.79	\$5.88	\$5.79	0.00	\$0.00	0.00	0.00	0.00%	\$0.00
Direct Trunked Transport Facility/ Mile High Capacity DS1	Mile	\$27.22	\$27.63	\$27.22	0.00	\$0.00	0.00	0.00	0.00%	\$0.00
Direct Trunked Transport Facility/ Mile High Capacity DS3	Mile	\$237.04	\$240.63	\$237.04	0.00	\$0.00	0.00	0.00	0.00%	\$0.00
Direct Trunked Transport Facility/ Mile Synchronous Optical Channel OC3	Mile	\$253.74	\$257.58	\$253.74	0.00	\$0.00	0.00	0.00	0.00%	\$0.00
Direct Trunked Transport Facility/ Mile Synchronous Optical Channel OC12	Mile	\$318.49	\$323.31	\$318.49	0.00	\$0.00	0.00	0.00	0.00%	\$0.00

Direct Trunked Transport Facility/ Mile ESALT 2 Mbps DTF-E1	Circuit Miles	\$80.15	\$81.36	\$80.15	0.00	\$0.00	0.00	0.00	0.00%	\$0.00
Direct Trunked Transport Facility/ Mile ESALT 2 Mbps DTF-E2	Circuit Miles	\$53.44	\$54.25	\$53.44	0.00	\$0.00	0.00	0.00	0.00%	\$0.00
Direct Trunked Transport Facility/ Mile ESALT 2 Mbps DTF-E3	Circuit Miles	\$79.58	\$80.78	\$79.58	0.00	\$0.00	0.00	0.00	0.00%	\$0.00
Direct Trunked Transport Facility/ Mile ESALT 2 Mbps DTF-E4	Circuit Miles	\$133.24	\$135.26	\$133.24	0.00	\$0.00	0.00	0.00	0.00%	\$0.00
Direct Trunked Transport Facility/ Mile ESALT 10 Mbps DTF-E1	Circuit Miles	\$203.23	\$206.30	\$203.23	0.00	\$0.00	0.00	0.00	0.00%	\$0.00
Direct Trunked Transport Facility/ Mile ESALT 10 Mbps DTF-E2	Circuit Miles	\$121.96	\$123.80	\$121.96	0.00	\$0.00	0.00	0.00	0.00%	\$0.00
Direct Trunked Transport Facility/ Mile ESALT 10 Mbps DTF-E3	Circuit Miles	\$200.30	\$203.33	\$200.30	0.00	\$0.00	0.00	0.00	0.00%	\$0.00
Direct Trunked Transport Facility/ Mile ESALT 10 Mbps DTF-E4	Circuit Miles	\$410.84	\$417.05	\$410.84	0.00	\$0.00	0.00	0.00	0.00%	\$0.00
Direct Trunked Transport Facility/ Mile ESALT 50 Mbps DTF-E1	Circuit Miles	\$569.04	\$577.65	\$569.04	0.00	\$0.00	0.00	0.00	0.00%	\$0.00
Direct Trunked Transport Facility/ Mile ESALT 50 Mbps DTF-E2	Circuit Miles	\$379.38	\$385.12	\$379.38	0.00	\$0.00	0.00	0.00	0.00%	\$0.00
Direct Trunked Transport Facility/ Mile ESALT 50 Mbps DTF-E3	Circuit Miles	\$654.18	\$664.07	\$654.18	0.00	\$0.00	0.00	0.00	0.00%	\$0.00
Direct Trunked Transport Facility/ Mile ESALT 50 Mbps DTF-E4	Circuit Miles	\$1,165.85	\$1,183.48	\$1,165.85	0.00	\$0.00	0.00	0.00	0.00%	\$0.00
Direct Trunked Transport Facility/Termination Voice Grade - Two Wire & Four Wire	Termination	\$58.32	\$59.20	\$58.32	0.00	\$0.00	0.00	0.00	0.00%	\$0.00
Direct Trunked Transport Facility/Termination High Capacity DS1	Termination	\$141.18	\$143.32	\$141.18	0.00	\$0.00	0.00	0.00	0.00%	\$0.00
Direct Trunked Transport Facility/Termination High Capacity DS3	Termination	\$906.61	\$920.32	\$906.61	0.00	\$0.00	0.00	0.00	0.00%	\$0.00
Direct Trunked Transport Facility/Termination Synchronous Optical Channel OC3	Termination	\$943.96	\$958.24	\$943.96	0.00	\$0.00	0.00	0.00	0.00%	\$0.00
Direct Trunked Transport Facility/Termination Synchronous Optical Channel OC12	Termination	\$2,055.29	\$2,086.38	\$2,055.29	0.00	\$0.00	0.00	0.00	0.00%	\$0.00
Direct Trunked Transport Facility/Termination ESALT 2 Mbps	Circuit terms	\$187.02	\$189.85	\$187.02	0.00	\$0.00	0.00	0.00	0.00%	\$0.00
Direct Trunked Transport Facility/Termination ESALT 10 Mbps	Circuit terms	\$228.64	\$232.10	\$228.64	0.00	\$0.00	0.00	0.00	0.00%	\$0.00
Direct Trunked Transport Facility/Termination ESALT 50 Mbps	Circuit terms	\$279.44	\$283.67	\$279.44	0.00	\$0.00	0.00	0.00	0.00%	\$0.00
Multiplexing, Per Arrangement DS3 to DS1	Termination	\$827.17	\$839.68	\$827.17	0.00	\$0.00	0.00	0.00	0.00%	\$0.00
Multiplexing, Per Arrangement DS1 to Voice	Termination	\$319.37	\$324.20	\$319.37	0.00	\$0.00	0.00	0.00	0.00%	\$0.00
Customer Node Per Node OC3 155.52 Mbps	Port	\$858.67	\$871.66	\$858.67	0.00	\$0.00	0.00	0.00	0.00%	\$0.00
Customer Node Per Node OC12 622.08 Mbps	Port	\$2,480.63	\$2,518.15	\$2,480.63	0.00	\$0.00	0.00	0.00	0.00%	\$0.00
Customer Premises Port, Per Port OC3 155.52 Mbps	Port	\$281.75	\$286.01	\$281.75	0.00	\$0.00	0.00	0.00	0.00%	\$0.00
Customer Premises Port, Per Port STS-1 51.84 Mbps	Port	\$338.28	\$343.40	\$338.28	0.00	\$0.00	0.00	0.00	0.00%	\$0.00
Customer Premises Port, Per Port DS3 44.736 Mbps	Port	\$338.28	\$343.40	\$338.28	0.00	\$0.00	0.00	0.00	0.00%	\$0.00
Customer Premises Port, Per Port DS1 1.544 Mbps	Port	\$86.72	\$88.03	\$86.72	0.00	\$0.00	0.00	0.00	0.00%	\$0.00


Add/Drop Multiplexing Central Office Port, Per Port DS1 1.544 Mbps	Port	\$69.37	\$70.42	\$69.37	0.00	\$0.00	0.00	0.00	0.00%	\$0.00
Add/Drop Multiplexing Central Office Port, Per Port OC3 155.52 Mbps	Port	\$281.75	\$286.01	\$281.75	0.00	\$0.00	0.00	0.00	0.00%	\$0.00
Add/Drop Multiplexing Central Office Port, Per Port DS3 44.736 Mbps	Port	\$173.46	\$176.08	\$173.46	0.00	\$0.00	0.00	0.00	0.00%	\$0.00
Network Blocking, Per Blocked Call Network Blocking, Per Blocked Call, Applies to FGD only	Call	\$0.01640000	\$0.01660000	\$0.01640000	0.00	\$0.00	0.00	0.00	0.00%	\$0.00
ESALT Real Time CoS/QoS, Per ESALT DTF-E1 Facility ESALT 2 Mbps	Facility	\$15.30	\$15.53	\$15.30	0.00	\$0.00	0.00	0.00	0.00%	\$0.00
ESALT Real Time CoS/QoS, Per ESALT DTF-E1 Facility ESALT 10 Mbps	Facility	\$76.53	\$77.69	\$76.53	0.00	\$0.00	0.00	0.00	0.00%	\$0.00
ESALT Real Time CoS/QoS, Per ESALT DTF-E1 Facility ESALT 50 Mbps	Facility	\$238.16	\$241.76	\$238.16	0.00	\$0.00	0.00	0.00	0.00%	\$0.00
ESALT Entrance Facility Protection, Per ESALT Entrance Facility ESALT 2 Mbps	Circuit	\$284.10	\$288.40	\$284.10	0.00	\$0.00	0.00	0.00	0.00%	\$0.00
ESALT Entrance Facility Protection, Per ESALT Entrance Facility ESALT 10 Mbps	Circuit	\$284.10	\$288.40	\$284.10	0.00	\$0.00	0.00	0.00	0.00%	\$0.00
ESALT Entrance Facility Protection, Per ESALT Entrance Facility ESALT 50 Mbps	Circuit	\$284.10	\$288.40	\$284.10	0.00	\$0.00	0.00	0.00	0.00%	\$0.00
Common Channel Signaling Network Connection Signaling Mileage Facility, Per Mile	Mile	\$7.82	\$7.94	\$7.82	0.00	\$0.00	0.00	0.00	0.00%	\$0.00
Common Channel Signaling Network Connection Signaling Mileage Termination, Per Termination	Termination	\$78.50	\$79.69	\$78.50	0.00	\$0.00	0.00	0.00	0.00%	\$0.00
Common Channel Signaling Network Connection Signaling Entrance Facility, Per Facility	Facility	\$150.37	\$152.64	\$150.37	0.00	\$0.00	0.00	0.00	0.00%	\$0.00
Common Channel Signaling Network Connection STP Port, Per Port	Port	\$774.82	\$786.54	\$774.82	0.00	\$0.00	0.00	0.00	0.00%	\$0.00
Terminating Tandem Switched Transport Terminating Tandem Switched Transport Facility	Minutes / Mile	\$0.00020000	\$0.00020300	\$0.00020000	12,944,785.00	\$2,588.96	0.00	0.00	0.00%	\$0.00
Terminating Tandem Switched Transport Terminating Tandem Switched Termination	Minutes	\$0.00104600	\$0.00106200	\$0.00104600	294,532.00	\$308.08	0.00	0.00	0.00%	\$0.00
Terminating Tandem Switched Transport Terminating Tandem Switching	Minutes	\$0.00263900	\$0.00267900	\$0.00263900	91,777.00	\$242.20	0.00	0.00	0.00%	\$0.00
Nonrecurring Charges Voice Grade Two Wire	Facility	\$480.90	\$488.17	\$480.90	0.00	\$0.00	0.00	0.00	0.00%	\$0.00
Nonrecurring Charges Voice Grade Four Wire	Facility	\$480.90	\$488.17	\$480.90	0.00	\$0.00	0.00	0.00	0.00%	\$0.00
Nonrecurring Charges High Capacity DS1	Facility	\$352.68	\$358.01	\$352.68	0.00	\$0.00	0.00	0.00	0.00%	\$0.00
Nonrecurring Charges High Capacity DS3	Facility	\$475.56	\$482.75	\$475.56	0.00	\$0.00	0.00	0.00	0.00%	\$0.00
Nonrecurring Charges Synchronous Optical Channel OC3	Facility	\$384.72	\$390.54	\$384.72	0.00	\$0.00	0.00	0.00	0.00%	\$0.00
Nonrecurring Charges Synchronous Optical Channel OC12	Facility	\$384.72	\$390.54	\$384.72	0.00	\$0.00	0.00	0.00	0.00%	\$0.00
Nonrecurring Charges Interim NXX Translation, Per Order	Order	\$235.11	\$238.67	\$235.11	0.00	\$0.00	0.00	0.00	0.00%	\$0.00
Nonrecurring Charges	Order	\$472.35	\$479.49	\$472.35	0.00	\$0.00	0.00	0.00	0.00%	\$0.00

FGC and FGD Conversion of Multifrequency Address Signaling to SS7 Signaling or SS7 Signaling to Multifrequency Address Signaling, per 24 trunks converted or fraction thereof on a per order basis										
Nonrecurring Charges Trunk Activation, per 24 trunks activated or fraction thereof on a per order basis	Order	\$490.51	\$497.93	\$490.51	0.00	\$0.00	0.00	0.00	0.00%	\$0.00
Nonrecurring Charges Flexible Automatic Number Identification (Flex ANI), per End Office, per CIC	End Office	\$0.00000000	\$0.00000000	\$0.00000000	0.00	\$0.00	0.00	0.00	0.00%	\$0.00
Nonrecurring Charges ESALT 2 Mbps	Facility	\$569.95	\$578.57	\$569.95	0.00	\$0.00	0.00	0.00	0.00%	\$0.00
Nonrecurring Charges ESALT 10 Mbps	Facility	\$569.95	\$578.57	\$569.95	0.00	\$0.00	0.00	0.00	0.00%	\$0.00
Nonrecurring Charges ESALT 50 Mbps	Facility	\$569.95	\$578.57	\$569.95	0.00	\$0.00	0.00	0.00	0.00%	\$0.00
Nonrecurring Charges ESALT Direct Trunked Termination, per ESALT Direct Trunked Termination installed	Order	\$375.50	\$381.18	\$375.50	0.00	\$0.00	0.00	0.00	0.00%	\$0.00
Nonrecurring Charges ESALT Entrance Facility Protection, per ESALT Entrance Facility	Facility	\$576.11	\$584.82	\$576.11	0.00	\$0.00	0.00	0.00	0.00%	\$0.00
						\$3,139.24				\$0.00

TO BE COMPLETED BY AN OFFICER OF THE REPORTING CARRIER

Certification of Officer for Rate-of-Return Carrier Not Seeking Duplicative Recovery

I certify that I am an officer of the reporting carrier and that, to the best of my knowledge, this reporting carrier is not seeking duplicative recovery in the state jurisdiction for any Eligible Recovery subject to the recovery mechanism as per 51.917(d)(vii).

Name of Reporting Carrier				Polar Communications	
Signature of authorized officer				Date	5/27/2020
Printed name of authorized officer		Karl Blake			
Title or position of authorized officer		CEO			
Telephone number of authorized officer: (701) 284-7221 ext.					
Study Area Code of Reporting Carrier		381614	Filing Due Date for this form (mm/dd/yyyy)	June 16, 2020	
Persons willfully making false statements on this form can be punished by fine or forfeiture under the Communications Act of 1934, 47 U.S.C. §§ 502, 503(b), or fine or imprisonment under Title 18 of the United States Code, 18 U.S.C. § 1001.					


TO BE COMPLETED BY AN OFFICER OF THE REPORTING CARRIER

Certification of Officer for Rate-of-Return Carrier Eligibility for CAF/ICC Recovery

I certify that I am an officer of the reporting carrier and that, to the best of my knowledge, the reporting carrier on this form certifies that it has complied with Eligible Recovery §51.917(d) and Access Recovery Charge §51.917(e) and is eligible to receive the CAF ICC support requested pursuant to §51.917(f).

Name of Reporting Carrier Polar Communications

Signature of authorized officer



Date

5/27/2020

Printed name of authorized officer

Karl Blake

Title or position of authorized officer

CEO

Telephone number of authorized officer:

(701) 284-7221

Study Area Code of Reporting Carrier

381614

Filing Due Date for this form
(mm/dd/yyyy)

June 16, 2020

Persons willfully making false statements on this form can be punished by fine or forfeiture under the Communications Act of 1934, 47 U.S.C. §§ 502, 503(b), or fine or imprisonment under Title 18 of the United States Code, 18 U.S.C. § 1001.

TO BE COMPLETED BY THE REPORTING CARRIER,

Certification of Officer as to the Accuracy of the CAF ICC Data Reported

I certify that I am an officer of the reporting carrier; my responsibilities include ensuring the accuracy of the actual data reported; and, to the best of my knowledge, the information reported on this form is accurate.

Name of Reporting Carrier Polar Communications

Signature of Authorized Officer *Karl Blake*

Date 5/27/2020

Printed name of Authorized Officer Karl Blake

Title or position of Authorized Officer CEO

Telephone number of Authorized Officer: (701) 284-7221 ext.

Study Area Code of Reporting Carrier 381614

Filing Due Date for this form
(mm/dd/yyyy)

June 16, 2020

Persons willfully making false statements on this form can be punished by fine or forfeiture under the Communications Act of 1934, 47 U.S.C. §§ 502, 503(b), or fine or imprisonment under Title 18 of the United States Code, 18 U.S.C. § 1001.

TO BE COMPLETED BY THE REPORTING CARRIER, IF AN AGENT IS FILING DATA ON THE CARRIER'S BEHALF:

Certification of Officer to Authorize an Agent to File Data Reported on Behalf of Reporting Carrier

I certify that (Name of Agent) National Exchange Carrier Association, Inc. (NECA) is authorized to submit the information reported on behalf of the reporting carrier. I also certify that I am an officer of the reporting carrier; my responsibilities include ensuring the accuracy of the data provided to the Authorized Agent; and, to the best of my knowledge, the actual data provided to the Authorized Agent are accurate.

Name of Authorized Agent National Exchange Carrier Association, Inc. (NECA)

Name of Reporting Carrier Polar Communications

Signature of Authorized Officer  Date 5/27/2020

Printed name of Authorized Officer Karl Blake

Title or position of Authorized Officer CEO

Telephone number of Authorized Officer: (701) 284-7221 ext. _____

Study Area Code of Reporting Carrier	<u>381614</u>	Filing Due Date for this form (mm/dd/yyyy)	<u>June 16, 2020</u>
--------------------------------------	---------------	---	----------------------

Persons willfully making false statements on this form can be punished by fine or forfeiture under the Communications Act of 1934, 47 U.S.C. §§ 502, 503(b), or fine or imprisonment under Title 18 of the United States Code, 18 U.S.C. § 1001.



2020 CAF ICC Data Collection

[NECA Home](#)
[NECA Data Collections](#)
[Contact Us](#)
[CAF ICC - Instructions & Documents](#)
[NECA IR - Paper Certification Tracking](#)
[Logout](#)

Logged in User: Patricia Hoyt



[Home](#)
[Select Company](#)
[Main Page](#)
[Study Area Data Input Menu](#)
[CAF & ARC Output](#)
[Historic Reports](#)
[E-Certification](#)

Study Area: POLAR COMMUNICATIONS MUTUAL AID CORP (A) (ID: 381614)

Access Recovery Charges

Recalculate ARC Rates & CAF Support revenues

[Test Period 2020-21 Pre-True-up View](#)
[Test Period 2020-21 Post-True-Up \(Filing\) View](#)

Test Period 2020-2021 Post True-Up (Filing) View

Exchange/Zone Name	Residential Lines excluding Lifelines	Residential ARC	Residential ARC Revenue	SLB Lines	SLB ARC	SLB ARC Revenue	MLB Lines	MLB ARC	MLB ARC Revenue	Total ARC Revenue
Adams	69	\$0.00	\$0.00							
Edmore	96	\$0.00	\$0.00							
Fordville	70	\$0.00	\$0.00							
Gilby	88	\$0.00	\$0.00							
Lakota	210	\$0.00	\$0.00							
Pembina	158	\$0.00	\$0.00							
Saint Vincent	21	\$0.00	\$0.00							
Study Area Summary	712		\$0.00	146	\$3.00	\$5,256.00	410	\$3.00	\$14,760.00	\$20,016.00



2020 CAF ICC Data Collection

NECA Home NECA Data Collections Contact Us CAF ICC - Instructions & Documents NECA IR - Paper Certification Tracking Logout

Logged in User: Patricia Hoyt



Home Select Company Main Page Study Area Data Input Menu ▾ CAF & ARC Output ▾ Historic Reports ▾ E-Certification ▾

Study Area: POLAR COMMUNICATIONS MUTUAL AID CORP (A) (ID: 381614)

Study Area USAC Reports

[View printer-friendly report]

2020 USAC Data Report (Test Period 2020-2021) ▾

CONNECT AMERICA FUND

[Data to be provided to USAC/FCC in June 2020 for CAF ICC Purposes]

Settlement Type: Average Schedule

Test Period 7/1/20-6/30/21 Post True-up (Filing) View

Rate-of-Return (ROR) Carrier Revenue Requirement		
1	2011 Interstate Switched Access Revenue Requirement	\$315,086
2	FY 2011 Intrastate Terminating Switched Access Revenues	\$177,989
3	FY 2011 Net Reciprocal Compensation Revenues	\$20,956
4	2011 ROR Carrier Base Period Revenue (Line 1 + Line 2 + Line 3)	\$514,031
5	ROR Carrier Baseline Adjustment Factor (0.95 ^ 9)	0.630249
6	ROR Carrier Revenue Requirement (Line 4 x Line 5)	\$323,968
7	Pool Administration Expenses	\$13,745
8	Total ROR Carrier Revenue Requirement (Line 6 + Line 7)	\$337,713
Revenues from Reformed Inter-carrier Compensation (ICC) Rates		
9	Interstate Switched Access Revenues	\$98,826
10	Interstate Allocated Switched Access Revenues#	\$46,541
11	Transitional Intrastate Access Service Revenues	\$10,482
12	Net Transitional Reciprocal Compensation Revenues	\$0
13	Total ICC Revenue (Line 10 + Line 11 + Line 12)	\$57,023
Eligible Recovery		
14	TRS Increment	\$0
15	Regulatory Fees Increment	\$0
16	NANPA Increment	\$0
17	Interstate Local Switching Support for Price Cap Affiliates or Estimated Duplicate LSS Costs in CAF II	\$0
18	Adjustment for Double Recovery or Corrections	\$0
19	Test Period 18/19 Trueup - Net Impact on Total Eligible Recovery	\$14,765
20	Eligible Recovery (Line 8 - Line 13) + (Line 14 + Line 15 + Line 16 + Line 18 + Line 19) - (Line 17)	\$295,455
Revenues from Access Recovery Charges (ARC)		
21	Residential ARC Revenues	\$0
22	Single Line Business ARC Revenues	\$5,256
23	Multi-Line Business ARC Revenues	\$14,760
24	Total ARC Revenues (Line 21 + Line 22 + Line 23)	\$20,016
Connect America Fund (CAF) ICC Support**		
25	Connect America Fund (CAF) ICC Support (Line 20 - Line 24)	\$275,439
Revised CAF ICC Support with Imputed ARC Revenues for Broadband-Only Loops		
26	ARC Revenue Adjustment following "Second Order on Reconsideration & Clarification" FCC 18-13	\$0
27	Adjusted Test Period 2020-2021 CAFICC Support (Line 25 - Line 26)	\$275,439

NOTES:

#Per FCC Designation Order, calculated as (Sum of Line 9 for all TS pool participants) * (Line 1/ Sum of Line 1 for all TS pool participants)

**NECA estimate provided for informational purposes only - actual to be calculated by USAC.



2020 CAF ICC Data Collection

NECA Home NECA Data Collections Contact Us CAF ICC - Instructions & Documents NECA IR - Paper Certification Tracking Logout
 Logged in User: Patricia Hoyt

Home Select Company Main Page Study Area Data Input Menu ▾ CAF & ARC Output ▾ Historic Reports ▾ E-Certification ▾

Study Area: POLAR COMMUNICATIONS MUTUAL AID CORP (A) (ID: 381614)

Historic Intrastate Rates and Demand Data (TRP)

2020 Intrastate TRP Data Report ▾

[Go Back to Main Page]

Intrastate Revenues

Test Year 2020-2021 Expected Maximum Intrastate Revenue: \$0.00

Col D --	Col E --	Col F --	Col G --	Col H --	Col I --	Col J H^I	Col K --	Col L --	Col M -- [(L/K)^(12/21)-1]*100	Col N -- H^L
Rate Element Description	Unit of Demand	7/1/2020 Interstate Rate	Test Year 2019-2020 Current Intrastate Rate	7/1/2020 Proposed Intrastate Rate	FY 2011 Intrastate Units: Terminating for Non-Dedicated or Originating and Terminating for Dedicated Elements	Intrastate Price-out with 7/1/2020 proposed intrastate rate and FY2011 Demand	FY 2019 Intrastate Units: Terminating for Non-Dedicated and total for Dedicated Elements	Test Year 2020-2021 Forecasted Intrastate Units	Intrastate Units Growth Rate %	TY 2020-21 Forecasted Intrastate Revenue
Terminating End Office Access Service Terminating End Office, Premium, per access minute	MOU	\$0.00000000	\$0.00070000	\$0.00000000	1,318,263.00	\$0.00	0.00	0.00	0.00%	\$0.00
Terminating End Office Access Service Terminating End Office, Non-Premium, per access minute	MOU	\$0.00000000	\$0.00070000	\$0.00000000	0.00	\$0.00	0.00	0.00	0.00%	\$0.00
Entrance Facility, Per Termination Voice Grade Two Wire	Termination	\$46.97	\$47.68	\$46.97	0.00	\$0.00	0.00	0.00	0.00%	\$0.00
Entrance Facility, Per Termination Voice Grade Four Wire	Termination	\$75.16	\$76.30	\$75.16	0.00	\$0.00	0.00	0.00	0.00%	\$0.00
Entrance Facility, Per Termination High Capacity DS1	Termination	\$228.99	\$232.45	\$228.99	0.00	\$0.00	0.00	0.00	0.00%	\$0.00
Entrance Facility, Per Termination High Capacity DS3	Termination	\$2,090.79	\$2,122.41	\$2,090.79	0.00	\$0.00	0.00	0.00	0.00%	\$0.00
Entrance Facility, Per Termination Synchronous Optical Channel OC3	Termination	\$2,131.97	\$2,164.22	\$2,131.97	0.00	\$0.00	0.00	0.00	0.00%	\$0.00
Entrance Facility, Per Termination Synchronous Optical Channel OC12	Termination	\$2,276.27	\$2,310.70	\$2,276.27	0.00	\$0.00	0.00	0.00	0.00%	\$0.00
Entrance Facility, Per Termination ESALT 2 Mbps	Circuit	\$405.59	\$411.72	\$405.59	0.00	\$0.00	0.00	0.00	0.00%	\$0.00
Entrance Facility, Per Termination ESALT 10 Mbps	Circuit	\$437.14	\$443.75	\$437.14	0.00	\$0.00	0.00	0.00	0.00%	\$0.00
Entrance Facility, Per Termination ESALT 50 Mbps	Circuit	\$566.34	\$574.91	\$566.34	0.00	\$0.00	0.00	0.00	0.00%	\$0.00
Direct Trunked Transport Facility/ Mile Voice Grade - Two Wire & Four Wire	Mile	\$3.35	\$3.40	\$3.35	0.00	\$0.00	0.00	0.00	0.00%	\$0.00
Direct Trunked Transport Facility/ Mile High Capacity DS1	Mile	\$15.69	\$15.93	\$15.69	0.00	\$0.00	0.00	0.00	0.00%	\$0.00
Direct Trunked Transport Facility/ Mile High Capacity DS3	Mile	\$136.67	\$138.74	\$136.67	0.00	\$0.00	0.00	0.00	0.00%	\$0.00
Direct Trunked Transport Facility/ Mile Synchronous Optical Channel OC3	Mile	\$146.29	\$148.50	\$146.29	0.00	\$0.00	0.00	0.00	0.00%	\$0.00
Direct Trunked Transport Facility/ Mile Synchronous	Mile	\$183.60	\$186.38	\$183.60	0.00	\$0.00	0.00	0.00	0.00%	\$0.00

Optical Channel OC12										
Direct Trunked Transport Facility/ Mile ESALT 2 Mbps DTF-E1	Circuit Miles	\$46.20	\$46.90	\$46.20	0.00	\$0.00	0.00	0.00	0.00%	\$0.00
Direct Trunked Transport Facility/ Mile ESALT 2 Mbps DTF-E2	Circuit Miles	\$30.81	\$31.28	\$30.81	0.00	\$0.00	0.00	0.00	0.00%	\$0.00
Direct Trunked Transport Facility/ Mile ESALT 2 Mbps DTF-E3	Circuit Miles	\$79.58	\$80.78	\$79.58	0.00	\$0.00	0.00	0.00	0.00%	\$0.00
Direct Trunked Transport Facility/ Mile ESALT 2 Mbps DTF-E4	Circuit Miles	\$133.24	\$135.26	\$133.24	0.00	\$0.00	0.00	0.00	0.00%	\$0.00
Direct Trunked Transport Facility/ Mile ESALT 10 Mbps DTF-E1	Circuit Miles	\$117.17	\$118.94	\$117.17	0.00	\$0.00	0.00	0.00	0.00%	\$0.00
Direct Trunked Transport Facility/ Mile ESALT 10 Mbps DTF-E2	Circuit Miles	\$70.31	\$71.37	\$70.31	0.00	\$0.00	0.00	0.00	0.00%	\$0.00
Direct Trunked Transport Facility/ Mile ESALT 10 Mbps DTF-E3	Circuit Miles	\$200.30	\$203.33	\$200.30	0.00	\$0.00	0.00	0.00	0.00%	\$0.00
Direct Trunked Transport Facility/ Mile ESALT 10 Mbps DTF-E4	Circuit Miles	\$410.84	\$417.05	\$410.84	0.00	\$0.00	0.00	0.00	0.00%	\$0.00
Direct Trunked Transport Facility/ Mile ESALT 50 Mbps DTF-E1	Circuit Miles	\$328.07	\$333.03	\$328.07	0.00	\$0.00	0.00	0.00	0.00%	\$0.00
Direct Trunked Transport Facility/ Mile ESALT 50 Mbps DTF-E2	Circuit Miles	\$218.73	\$222.04	\$218.73	0.00	\$0.00	0.00	0.00	0.00%	\$0.00
Direct Trunked Transport Facility/ Mile ESALT 50 Mbps DTF-E3	Circuit Miles	\$654.18	\$664.07	\$654.18	0.00	\$0.00	0.00	0.00	0.00%	\$0.00
Direct Trunked Transport Facility/ Mile ESALT 50 Mbps DTF-E4	Circuit Miles	\$1,165.85	\$1,183.48	\$1,165.85	0.00	\$0.00	0.00	0.00	0.00%	\$0.00
Direct Trunked Transport Facility/Termination Voice Grade - Two Wire & Four Wire	Termination	\$33.63	\$34.14	\$33.63	0.00	\$0.00	0.00	0.00	0.00%	\$0.00
Direct Trunked Transport Facility/Termination High Capacity DS1	Termination	\$81.40	\$82.63	\$81.40	0.00	\$0.00	0.00	0.00	0.00%	\$0.00
Direct Trunked Transport Facility/Termination High Capacity DS3	Termination	\$522.67	\$530.58	\$522.67	0.00	\$0.00	0.00	0.00	0.00%	\$0.00
Direct Trunked Transport Facility/Termination Synchronous Optical Channel OC3	Termination	\$544.23	\$552.46	\$544.23	0.00	\$0.00	0.00	0.00	0.00%	\$0.00
Direct Trunked Transport Facility/Termination Synchronous Optical Channel OC12	Termination	\$1,184.96	\$1,202.88	\$1,184.96	0.00	\$0.00	0.00	0.00	0.00%	\$0.00
Direct Trunked Transport Facility/Termination ESALT 2 Mbps	Circuit terms	\$107.83	\$109.46	\$107.83	0.00	\$0.00	0.00	0.00	0.00%	\$0.00
Direct Trunked Transport Facility/Termination ESALT 10 Mbps	Circuit terms	\$131.82	\$133.81	\$131.82	0.00	\$0.00	0.00	0.00	0.00%	\$0.00
Direct Trunked Transport Facility/Termination ESALT 50 Mbps	Circuit terms	\$161.10	\$163.54	\$161.10	0.00	\$0.00	0.00	0.00	0.00%	\$0.00
Multiplexing, Per Arrangement DS3 to DS1	Termination	\$476.90	\$484.11	\$476.90	0.00	\$0.00	0.00	0.00	0.00%	\$0.00
Multiplexing, Per Arrangement DS1 to Voice	Termination	\$184.12	\$186.90	\$184.12	0.00	\$0.00	0.00	0.00	0.00%	\$0.00
Customer Node Per Node OC3 155.52 Mbps	Port	\$495.06	\$502.55	\$495.06	0.00	\$0.00	0.00	0.00	0.00%	\$0.00
Customer Node Per Node OC12 622.08 Mbps	Port	\$1,430.18	\$1,451.81	\$1,430.18	0.00	\$0.00	0.00	0.00	0.00%	\$0.00
Customer Premises Port, Per Port OC3 155.52 Mbps	Port	\$162.45	\$164.91	\$162.45	0.00	\$0.00	0.00	0.00	0.00%	\$0.00
Customer Premises Port, Per Port STS-1 51.84 Mbps	Port	\$195.04	\$197.99	\$195.04	0.00	\$0.00	0.00	0.00	0.00%	\$0.00
Customer Premises Port, Per Port DS3 44.736 Mbps	Port	\$195.04	\$197.99	\$195.04	0.00	\$0.00	0.00	0.00	0.00%	\$0.00


Customer Premises Port, Per Port DS1 1.544 Mbps	Port	\$49.97	\$50.73	\$49.97	0.00	\$0.00	0.00	0.00	0.00%	\$0.00
Add/Drop Multiplexing Central Office Port, Per Port DS1 1.544 Mbps	Port	\$40.00	\$40.61	\$40.00	0.00	\$0.00	0.00	0.00	0.00%	\$0.00
Add/Drop Multiplexing Central Office Port, Per Port OC3 155.52 Mbps	Port	\$162.45	\$164.91	\$162.45	0.00	\$0.00	0.00	0.00	0.00%	\$0.00
Add/Drop Multiplexing Central Office Port, Per Port DS3 44.736 Mbps	Port	\$100.02	\$101.53	\$100.02	0.00	\$0.00	0.00	0.00	0.00%	\$0.00
Network Blocking, Per Blocked Call Network Blocking, Per Blocked Call, Applies to FGD only	Call	\$0.01640000	\$0.01660000	\$0.01640000	0.00	\$0.00	0.00	0.00	0.00%	\$0.00
ESALT Real Time CoS/QoS, Per ESALT DTF-E1 Facility ESALT 2 Mbps	Facility	\$8.83	\$8.96	\$8.83	0.00	\$0.00	0.00	0.00	0.00%	\$0.00
ESALT Real Time CoS/QoS, Per ESALT DTF-E1 Facility ESALT 10 Mbps	Facility	\$44.13	\$44.80	\$44.13	0.00	\$0.00	0.00	0.00	0.00%	\$0.00
ESALT Real Time CoS/QoS, Per ESALT DTF-E1 Facility ESALT 50 Mbps	Facility	\$137.35	\$139.43	\$137.35	0.00	\$0.00	0.00	0.00	0.00%	\$0.00
ESALT Entrance Facility Protection, Per ESALT Entrance Facility ESALT 2 Mbps	Circuit	\$284.10	\$288.40	\$284.10	0.00	\$0.00	0.00	0.00	0.00%	\$0.00
ESALT Entrance Facility Protection, Per ESALT Entrance Facility ESALT 10 Mbps	Circuit	\$284.10	\$288.40	\$284.10	0.00	\$0.00	0.00	0.00	0.00%	\$0.00
ESALT Entrance Facility Protection, Per ESALT Entrance Facility ESALT 50 Mbps	Circuit	\$284.10	\$288.40	\$284.10	0.00	\$0.00	0.00	0.00	0.00%	\$0.00
Common Channel Signaling Network Connection Signaling Mileage Facility, Per Mile	Mile	\$4.50	\$4.57	\$4.50	0.00	\$0.00	0.00	0.00	0.00%	\$0.00
Common Channel Signaling Network Connection Signaling Mileage Termination, Per Termination	Termination	\$45.26	\$45.94	\$45.26	0.00	\$0.00	0.00	0.00	0.00%	\$0.00
Common Channel Signaling Network Connection Signaling Entrance Facility, Per Facility	Facility	\$86.69	\$88.00	\$86.69	0.00	\$0.00	0.00	0.00	0.00%	\$0.00
Common Channel Signaling Network Connection STP Port, Per Port	Port	\$446.71	\$453.47	\$446.71	0.00	\$0.00	0.00	0.00	0.00%	\$0.00
Terminating Tandem Switched Transport Terminating Tandem Switched Transport Facility	Minutes / Mile	\$0.00043000	\$0.00043700	\$0.00043000	39,478,612.00	\$16,975.80	0.00	0.00	0.00%	\$0.00
Terminating Tandem Switched Transport Terminating Tandem Switched Termination	Minutes	\$0.00223300	\$0.00226700	\$0.00223300	3,229,856.00	\$7,212.27	0.00	0.00	0.00%	\$0.00
Terminating Tandem Switched Transport Terminating Tandem Switching	Minutes	\$0.00563300	\$0.00571800	\$0.00563300	1,318,264.00	\$7,425.78	0.00	0.00	0.00%	\$0.00
Nonrecurring Charges Voice Grade Two Wire	Facility	\$480.90	\$488.17	\$480.90	0.00	\$0.00	0.00	0.00	0.00%	\$0.00
Nonrecurring Charges Voice Grade Four Wire	Facility	\$480.90	\$488.17	\$480.90	0.00	\$0.00	0.00	0.00	0.00%	\$0.00
Nonrecurring Charges High Capacity DS1	Facility	\$352.68	\$358.01	\$352.68	0.00	\$0.00	0.00	0.00	0.00%	\$0.00
Nonrecurring Charges High Capacity DS3	Facility	\$475.56	\$482.75	\$475.56	0.00	\$0.00	0.00	0.00	0.00%	\$0.00
Nonrecurring Charges Synchronous Optical Channel OC3	Facility	\$384.72	\$390.54	\$384.72	0.00	\$0.00	0.00	0.00	0.00%	\$0.00
Nonrecurring Charges Synchronous Optical Channel OC12	Facility	\$384.72	\$390.54	\$384.72	0.00	\$0.00	0.00	0.00	0.00%	\$0.00
Nonrecurring Charges Interim NXX Translation,	Order	\$235.11	\$238.67	\$235.11	0.00	\$0.00	0.00	0.00	0.00%	\$0.00

Per Order										
Nonrecurring Charges FGC and FGD Conversion of Multifrequency Address Signaling to SS7 Signaling or SS7 Signaling to Multifrequency Address Signaling, per 24 trunks converted or fraction thereof on a per order basis	Order	\$472.35	\$479.49	\$472.35	0.00	\$0.00	0.00	0.00	0.00%	\$0.00
Nonrecurring Charges Trunk Activation, per 24 trunks activated or fraction thereof on a per order basis	Order	\$490.51	\$497.93	\$490.51	0.00	\$0.00	0.00	0.00	0.00%	\$0.00
Nonrecurring Charges Flexible Automatic Number Identification (Flex ANI), per End Office, per CIC	End Office	\$0.00000000	\$0.00000000	\$0.00000000	0.00	\$0.00	0.00	0.00	0.00%	\$0.00
Nonrecurring Charges ESALT 2 Mbps	Facility	\$569.95	\$578.57	\$569.95	0.00	\$0.00	0.00	0.00	0.00%	\$0.00
Nonrecurring Charges ESALT 10 Mbps	Facility	\$569.95	\$578.57	\$569.95	0.00	\$0.00	0.00	0.00	0.00%	\$0.00
Nonrecurring Charges ESALT 50 Mbps	Facility	\$569.95	\$578.57	\$569.95	0.00	\$0.00	0.00	0.00	0.00%	\$0.00
Nonrecurring Charges ESALT Direct Trunked Termination, per ESALT Direct Trunked Termination installed	Order	\$375.50	\$381.18	\$375.50	0.00	\$0.00	0.00	0.00	0.00%	\$0.00
Nonrecurring Charges ESALT Entrance Facility Protection, per ESALT Entrance Facility	Facility	\$576.11	\$584.82	\$576.11	0.00	\$0.00	0.00	0.00	0.00%	\$0.00
						\$31,613.85				\$0.00

TO BE COMPLETED BY AN OFFICER OF THE REPORTING CARRIER

Certification of Officer for Rate-of-Return Carrier Not Seeking Duplicative Recovery


I certify that I am an officer of the reporting carrier and that, to the best of my knowledge, this reporting carrier is not seeking duplicative recovery in the state jurisdiction for any Eligible Recovery subject to the recovery mechanism as per 51.917(d)(vii).

Name of Reporting Carrier				Polar Communications	
Signature of authorized officer				Date	5/27/2020
Printed name of authorized officer		Karl Blake			
Title or position of authorized officer		CEO			
Telephone number of authorized officer: (701) 284-7221 ext.					
Study Area Code of Reporting Carrier		381630	Filing Due Date for this form (mm/dd/yyyy)	June 16, 2020	
Persons willfully making false statements on this form can be punished by fine or forfeiture under the Communications Act of 1934, 47 U.S.C. §§ 502, 503(b), or fine or imprisonment under Title 18 of the United States Code, 18 U.S.C. § 1001.					

TO BE COMPLETED BY AN OFFICER OF THE REPORTING CARRIER

Certification of Officer for Rate-of-Return Carrier Eligibility for CAF/ICC Recovery

I certify that I am an officer of the reporting carrier and that, to the best of my knowledge, the reporting carrier on this form certifies that it has complied with Eligible Recovery §51.917(d) and Access Recovery Charge §51.917(e) and is eligible to receive the CAF ICC support requested pursuant to §51.917(f).

Name of Reporting Carrier				Polar Communications	
Signature of authorized officer				Date	5/27/2020
Printed name of authorized officer		Karl Blake			
Title or position of authorized officer		CEO			
Telephone number of authorized officer: (701) 284-7221, ext.					
Study Area Code of Reporting Carrier		381630	Filing Due Date for this form (mm/dd/yyyy)	June 16, 2020	
Persons willfully making false statements on this form can be punished by fine or forfeiture under the Communications Act of 1934, 47 U.S.C. §§ 502, 503(b), or fine or imprisonment under Title 18 of the United States Code, 18 U.S.C. § 1001.					

TO BE COMPLETED BY THE REPORTING CARRIER,

Certification of Officer as to the Accuracy of the CAF ICC Data Reported

I certify that I am an officer of the reporting carrier; my responsibilities include ensuring the accuracy of the actual data reported; and, to the best of my knowledge, the information reported on this form is accurate.

Name of Reporting Carrier Polar Communications

Signature of Authorized Officer



Date 5/27/2020

Printed name of Authorized Officer Karl Blake

Title or position of Authorized Officer CEO

Telephone number of Authorized Officer: (701) 284-7221 ext.

Study Area Code of Reporting Carrier 381630

Filing Due Date for this form
(mm/dd/yyyy)

June 16, 2020

Persons willfully making false statements on this form can be punished by fine or forfeiture under the Communications Act of 1934, 47 U.S.C. §§ 502, 503(b), or fine or imprisonment under Title 18 of the United States Code, 18 U.S.C. § 1001.

TO BE COMPLETED BY THE REPORTING CARRIER, IF AN AGENT IS FILING DATA ON THE CARRIER'S BEHALF:

Certification of Officer to Authorize an Agent to File Data Reported on Behalf of Reporting Carrier

I certify that (Name of Agent) National Exchange Carrier Association, Inc. (NECA) is authorized to submit the information reported on behalf of the reporting carrier. I also certify that I am an officer of the reporting carrier; my responsibilities include ensuring the accuracy of the data provided to the Authorized Agent; and, to the best of my knowledge, the actual data provided to the Authorized Agent are accurate.

Name of Authorized Agent National Exchange Carrier Association, Inc. (NECA)

Name of Reporting Carrier Polar Communications

Signature of Authorized Officer  Date 5/27/2020

Printed name of Authorized Officer Karl Blake

Title or position of Authorized Officer CEO

Telephone number of Authorized Officer: (701) 284-7221, ext. _____

Study Area Code of Reporting Carrier	<u>381630</u>	Filing Due Date for this form (mm/dd/yyyy)	<u>June 16, 2020</u>
--------------------------------------	---------------	---	----------------------

Persons willfully making false statements on this form can be punished by fine or forfeiture under the Communications Act of 1934, 47 U.S.C. §§ 502, 503(b), or fine or imprisonment under Title 18 of the United States Code, 18 U.S.C. § 1001.



2020 CAF ICC Data Collection

[NECA Home](#)
[NECA Data Collections](#)
[Contact Us](#)
[CAF ICC - Instructions & Documents](#)
[NECA IR - Paper Certification Tracking](#)
[Logout](#)

Logged in User: Patricia Hoyt



[Home](#)
[Select Company](#)
[Main Page](#)
[Study Area Data Input Menu](#)
[CAF & ARC Output](#)
[Historic Reports](#)
[E-Certification](#)

Study Area: POLAR COMMUNICATIONS MUTUAL AID CORP (ID: 381630)

Access Recovery Charges

Recalculate ARC Rates & CAF Support revenues

[Test Period 2020-21 Pre-True-up View](#)
[Test Period 2020-21 Post-True-Up \(Filing\) View](#)

Test Period 2020-2021 Post True-Up (Filing) View

Exchange/Zone Name	Residential Lines excluding Lifelines	Residential ARC	Residential ARC Revenue	SLB Lines	SLB ARC	SLB ARC Revenue	MLB Lines	MLB ARC	MLB ARC Revenue	Total ARC Revenue
Aneta	110	\$0.00	\$0.00							
Arthur	100	\$0.00	\$0.00							
Brocket	60	\$0.00	\$0.00							
Cavalier	703	\$0.00	\$0.00							
Crystal	95	\$0.00	\$0.00							
Dahlen	25	\$0.00	\$0.00							
Drayton	188	\$0.00	\$0.00							
East Drayton	19	\$0.00	\$0.00							
Edinburg	195	\$0.00	\$0.00							
Fairdale	21	\$0.00	\$0.00							
Galesburg	84	\$0.00	\$0.00							
Hoople	122	\$0.00	\$0.00							
Hunter	106	\$0.00	\$0.00							
Inkster	52	\$0.00	\$0.00							
Lankin	55	\$0.00	\$0.00							
Michigan	88	\$0.00	\$0.00							
Neché	152	\$0.00	\$0.00							
Nekoma	30	\$0.00	\$0.00							
Niagara	75	\$0.00	\$0.00							
Park River	564	\$0.00	\$0.00							
Petersburg	68	\$0.00	\$0.00							
Saint Thomas	125	\$0.00	\$0.00							
Study Area Summary	3037		\$0.00	684	\$3.00	\$24,624.00	1026	\$3.00	\$36,936.00	\$61,560.00



2020 CAF ICC Data Collection

NECA Home NECA Data Collections Contact Us CAF ICC - Instructions & Documents NECA IR - Paper Certification Tracking Logout

Logged in User: Patricia Hoyt



Home Select Company Main Page Study Area Data Input Menu > CAF & ARC Output > Historic Reports > E-Certification >

Study Area: POLAR COMMUNICATIONS MUTUAL AID CORP (ID: 381630)

Study Area USAC Reports

[View printer-friendly report]

2020 USAC Data Report (Test Period 2020-2021) ▼

CONNECT AMERICA FUND

[Data to be provided to USAC/FCC in June 2020 for CAF ICC Purposes]

Settlement Type: Cost

Test Period 7/1/20-6/30/21 Post True-up (Filing) View

Rate-of-Return (ROR) Carrier Revenue Requirement		
1	2011 Interstate Switched Access Revenue Requirement	\$1,462,354
2	FY 2011 Intrastate Terminating Switched Access Revenues	\$503,148
3	FY 2011 Net Reciprocal Compensation Revenues	\$75,747
4	2011 ROR Carrier Base Period Revenue (Line 1 + Line 2 + Line 3)	\$2,041,249
5	ROR Carrier Baseline Adjustment Factor (0.95 ^ 9)	0.630249
6	ROR Carrier Revenue Requirement (Line 4 x Line 5)	\$1,286,495
7	Pool Administration Expenses	\$42,612
8	Total ROR Carrier Revenue Requirement (Line 6 + Line 7)	\$1,329,107
Revenues from Reformed Inter-carrier Compensation (ICC) Rates		
9	Interstate Switched Access Revenues	\$151,985
10	Interstate Allocated Switched Access Revenues#	\$216,001
11	Transitional Intrastate Access Service Revenues	\$37,098
12	Net Transitional Reciprocal Compensation Revenues	\$0
13	Total ICC Revenue (Line 10 + Line 11 + Line 12)	\$253,099
Eligible Recovery		
14	TRS Increment	\$0
15	Regulatory Fees Increment	\$0
16	NANPA Increment	\$0
17	Interstate Local Switching Support for Price Cap Affiliates or Estimated Duplicate LSS Costs in CAF II	\$0
18	Adjustment for Double Recovery or Corrections	(\$48,215)
19	Test Period 18/19 Trueup - Net Impact on Total Eligible Recovery	\$59,469
20	Eligible Recovery (Line 8 - Line 13) + (Line 14 + Line 15 + Line 16 + Line 18 + Line 19) - (Line 17)	\$1,087,261
Revenues from Access Recovery Charges (ARC)		
21	Residential ARC Revenues	\$0
22	Single Line Business ARC Revenues	\$24,624
23	Multi-Line Business ARC Revenues	\$36,936
24	Total ARC Revenues (Line 21 + Line 22 + Line 23)	\$61,560
Connect America Fund (CAF) ICC Support**		
25	Connect America Fund (CAF) ICC Support (Line 20 - Line 24)	\$1,025,701
Revised CAF ICC Support with Imputed ARC Revenues for Broadband-Only Loops		
26	ARC Revenue Adjustment following "Second Order on Reconsideration & Clarification" FCC 18-13	\$0
27	Adjusted Test Period 2020-2021 CAFICC Support (Line 25 - Line 26)	\$1,025,701

NOTES:

#Per FCC Designation Order, calculated as (Sum of Line 9 for all TS pool participants) * (Line 1/ Sum of Line 1 for all TS pool participants)

**NECA estimate provided for informational purposes only - actual to be calculated by USAC.



2020 CAF ICC Data Collection

NECA Home NECA Data Collections Contact Us CAF ICC - Instructions & Documents NECA IR - Paper Certification Tracking Logout

Logged in User: Patricia Hoyt



Home Select Company Main Page Study Area Data Input Menu > CAF & ARC Output > Historic Reports > E-Certification >

Study Area: POLAR COMMUNICATIONS MUTUAL AID CORP (ID: 381630)

Historic Intrastate Rates and Demand Data (TRP)

2020 Intrastate TRP Data Report

[Go Back to Main Page]

Intrastate Revenues

Test Year 2020-2021 Expected Maximum Intrastate Revenue: \$0.00

Col D --	Col E --	Col F --	Col G --	Col H --	Col I --	Col J H¹	Col K --	Col L --	Col M -- [(L/K)^(12/21)-1]*100	Col N H¹L
Rate Element Description	Unit of Demand	7/1/2020 Interstate Rate	Test Year 2019-2020 Current Intrastate Rate	7/1/2020 Proposed Intrastate Rate	FY 2011 Intrastate Units: Terminating for Non-Dedicated or Originating and Terminating for Dedicated Elements	Intrastate Price-out with 7/1/2020 proposed intrastate rate and FY2011 Demand	FY 2019 Intrastate Units: Terminating for Non-Dedicated and total for Dedicated Elements	Test Year 2020-2021 Forecasted Intrastate Units	Intrastate Units Growth Rate %	TY 2020-21 Forecasted Intrastate Revenue
Terminating End Office Access Service	MOU	\$0.00000000	\$0.00070000	\$0.00000000	5,139,960.00	\$0.00	0.00	0.00	0.00%	\$0.00
Terminating End Office, Premium, per access minute										
Terminating End Office Access Service	MOU	\$0.00000000	\$0.00070000	\$0.00000000	0.00	\$0.00	0.00	0.00	0.00%	\$0.00
Terminating End Office, Non-Premium, per access minute										
Entrance Facility, Per Termination Voice Grade Two Wire	Termination	\$81.47	\$82.70	\$81.47	0.00	\$0.00	0.00	0.00	0.00%	\$0.00
Entrance Facility, Per Termination Voice Grade Four Wire	Termination	\$130.37	\$132.34	\$130.37	0.00	\$0.00	0.00	0.00	0.00%	\$0.00
Entrance Facility, Per Termination High Capacity DS1	Termination	\$397.17	\$403.18	\$397.17	0.00	\$0.00	0.00	0.00	0.00%	\$0.00
Entrance Facility, Per Termination High Capacity DS3	Termination	\$3,626.49	\$3,681.34	\$3,626.49	0.00	\$0.00	0.00	0.00	0.00%	\$0.00
Entrance Facility, Per Termination Synchronous Optical Channel OC3	Termination	\$3,697.93	\$3,753.86	\$3,697.93	0.00	\$0.00	0.00	0.00	0.00%	\$0.00
Entrance Facility, Per Termination Synchronous Optical Channel OC12	Termination	\$3,948.19	\$4,007.91	\$3,948.19	0.00	\$0.00	0.00	0.00	0.00%	\$0.00
Entrance Facility, Per Termination ESALT 2 Mbps	Circuit	\$703.47	\$714.11	\$703.47	0.00	\$0.00	0.00	0.00	0.00%	\$0.00
Entrance Facility, Per Termination ESALT 10 Mbps	Circuit	\$758.20	\$769.67	\$758.20	0.00	\$0.00	0.00	0.00	0.00%	\$0.00
Entrance Facility, Per Termination ESALT 50 Mbps	Circuit	\$982.30	\$997.16	\$982.30	0.00	\$0.00	0.00	0.00	0.00%	\$0.00
Direct Trunked Transport Facility/ Mile Voice Grade - Two Wire & Four Wire	Mile	\$5.79	\$5.88	\$5.79	0.00	\$0.00	0.00	0.00	0.00%	\$0.00
Direct Trunked Transport Facility/ Mile High Capacity DS1	Mile	\$27.22	\$27.63	\$27.22	0.00	\$0.00	0.00	0.00	0.00%	\$0.00
Direct Trunked Transport Facility/ Mile High Capacity DS3	Mile	\$237.04	\$240.63	\$237.04	0.00	\$0.00	0.00	0.00	0.00%	\$0.00
Direct Trunked Transport Facility/ Mile Synchronous Optical Channel OC3	Mile	\$253.74	\$257.58	\$253.74	0.00	\$0.00	0.00	0.00	0.00%	\$0.00
Direct Trunked Transport	Mile	\$318.49	\$323.31	\$318.49	0.00	\$0.00	0.00	0.00	0.00%	\$0.00

Facility/ Mile Synchronous Optical Channel OC12										
Direct Trunked Transport Facility/ Mile ESALT 2 Mbps DTF-E1	Circuit Miles	\$80.15	\$81.36	\$80.15	0.00	\$0.00	0.00	0.00	0.00%	\$0.00
Direct Trunked Transport Facility/ Mile ESALT 2 Mbps DTF-E2	Circuit Miles	\$53.44	\$54.25	\$53.44	0.00	\$0.00	0.00	0.00	0.00%	\$0.00
Direct Trunked Transport Facility/ Mile ESALT 2 Mbps DTF-E3	Circuit Miles	\$79.58	\$80.78	\$79.58	0.00	\$0.00	0.00	0.00	0.00%	\$0.00
Direct Trunked Transport Facility/ Mile ESALT 2 Mbps DTF-E4	Circuit Miles	\$133.24	\$135.26	\$133.24	0.00	\$0.00	0.00	0.00	0.00%	\$0.00
Direct Trunked Transport Facility/ Mile ESALT 10 Mbps DTF-E1	Circuit Miles	\$203.23	\$206.30	\$203.23	0.00	\$0.00	0.00	0.00	0.00%	\$0.00
Direct Trunked Transport Facility/ Mile ESALT 10 Mbps DTF-E2	Circuit Miles	\$121.96	\$123.80	\$121.96	0.00	\$0.00	0.00	0.00	0.00%	\$0.00
Direct Trunked Transport Facility/ Mile ESALT 10 Mbps DTF-E3	Circuit Miles	\$200.30	\$203.33	\$200.30	0.00	\$0.00	0.00	0.00	0.00%	\$0.00
Direct Trunked Transport Facility/ Mile ESALT 10 Mbps DTF-E4	Circuit Miles	\$410.84	\$417.05	\$410.84	0.00	\$0.00	0.00	0.00	0.00%	\$0.00
Direct Trunked Transport Facility/ Mile ESALT 50 Mbps DTF-E1	Circuit Miles	\$569.04	\$577.65	\$569.04	0.00	\$0.00	0.00	0.00	0.00%	\$0.00
Direct Trunked Transport Facility/ Mile ESALT 50 Mbps DTF-E2	Circuit Miles	\$379.38	\$385.12	\$379.38	0.00	\$0.00	0.00	0.00	0.00%	\$0.00
Direct Trunked Transport Facility/ Mile ESALT 50 Mbps DTF-E3	Circuit Miles	\$654.18	\$664.07	\$654.18	0.00	\$0.00	0.00	0.00	0.00%	\$0.00
Direct Trunked Transport Facility/ Mile ESALT 50 Mbps DTF-E4	Circuit Miles	\$1,165.85	\$1,183.48	\$1,165.85	0.00	\$0.00	0.00	0.00	0.00%	\$0.00
Direct Trunked Transport Facility/Termination Voice Grade - Two Wire & Four Wire	Termination	\$58.32	\$59.20	\$58.32	0.00	\$0.00	0.00	0.00	0.00%	\$0.00
Direct Trunked Transport Facility/Termination High Capacity DS1	Termination	\$141.18	\$143.32	\$141.18	0.00	\$0.00	0.00	0.00	0.00%	\$0.00
Direct Trunked Transport Facility/Termination High Capacity DS3	Termination	\$906.61	\$920.32	\$906.61	0.00	\$0.00	0.00	0.00	0.00%	\$0.00
Direct Trunked Transport Facility/Termination Synchronous Optical Channel OC3	Termination	\$943.96	\$958.24	\$943.96	0.00	\$0.00	0.00	0.00	0.00%	\$0.00
Direct Trunked Transport Facility/Termination Synchronous Optical Channel OC12	Termination	\$2,055.29	\$2,086.38	\$2,055.29	0.00	\$0.00	0.00	0.00	0.00%	\$0.00
Direct Trunked Transport Facility/Termination ESALT 2 Mbps	Circuit terms	\$187.02	\$189.85	\$187.02	0.00	\$0.00	0.00	0.00	0.00%	\$0.00
Direct Trunked Transport Facility/Termination ESALT 10 Mbps	Circuit terms	\$228.64	\$232.10	\$228.64	0.00	\$0.00	0.00	0.00	0.00%	\$0.00
Direct Trunked Transport Facility/Termination ESALT 50 Mbps	Circuit terms	\$279.44	\$283.67	\$279.44	0.00	\$0.00	0.00	0.00	0.00%	\$0.00
Multiplexing, Per Arrangement DS3 to DS1	Termination	\$827.17	\$839.68	\$827.17	0.00	\$0.00	0.00	0.00	0.00%	\$0.00
Multiplexing, Per Arrangement DS1 to Voice	Termination	\$319.37	\$324.20	\$319.37	0.00	\$0.00	0.00	0.00	0.00%	\$0.00
Customer Node Per Node OC3 155.52 Mbps	Port	\$858.67	\$871.66	\$858.67	0.00	\$0.00	0.00	0.00	0.00%	\$0.00
Customer Node Per Node OC12 622.08 Mbps	Port	\$2,480.63	\$2,518.15	\$2,480.63	0.00	\$0.00	0.00	0.00	0.00%	\$0.00
Customer Premises Port, Per Port OC3 155.52 Mbps	Port	\$281.75	\$286.01	\$281.75	0.00	\$0.00	0.00	0.00	0.00%	\$0.00
Customer Premises Port, Per Port STS-1 51.84 Mbps	Port	\$338.28	\$343.40	\$338.28	0.00	\$0.00	0.00	0.00	0.00%	\$0.00
Customer Premises Port,	Port	\$338.28	\$343.40	\$338.28	0.00	\$0.00	0.00	0.00	0.00%	\$0.00

Per Port DS3 44.736 Mbps											
Customer Premises Port, Per Port DS1 1.544 Mbps	Port	\$86.72	\$88.03	\$86.72	0.00	\$0.00	0.00	0.00	0.00%	\$0.00	
Add/Drop Multiplexing Central Office Port, Per Port DS1 1.544 Mbps	Port	\$69.37	\$70.42	\$69.37	0.00	\$0.00	0.00	0.00	0.00%	\$0.00	
Add/Drop Multiplexing Central Office Port, Per Port OC3 155.52 Mbps	Port	\$281.75	\$286.01	\$281.75	0.00	\$0.00	0.00	0.00	0.00%	\$0.00	
Add/Drop Multiplexing Central Office Port, Per Port DS3 44.736 Mbps	Port	\$173.46	\$176.08	\$173.46	0.00	\$0.00	0.00	0.00	0.00%	\$0.00	
Network Blocking, Per Blocked Call Network Blocking, Per Blocked Call, Applies to FGD only	Call	\$0.01640000	\$0.01660000	\$0.01640000	0.00	\$0.00	0.00	0.00	0.00%	\$0.00	
ESALT Real Time CoS/QoS, Per ESALT DTF-E1 Facility ESALT 2 Mbps	Facility	\$15.30	\$15.53	\$15.30	0.00	\$0.00	0.00	0.00	0.00%	\$0.00	
ESALT Real Time CoS/QoS, Per ESALT DTF-E1 Facility ESALT 10 Mbps	Facility	\$76.53	\$77.69	\$76.53	0.00	\$0.00	0.00	0.00	0.00%	\$0.00	
ESALT Real Time CoS/QoS, Per ESALT DTF-E1 Facility ESALT 50 Mbps	Facility	\$238.16	\$241.76	\$238.16	0.00	\$0.00	0.00	0.00	0.00%	\$0.00	
ESALT Entrance Facility Protection, Per ESALT Entrance Facility ESALT 2 Mbps	Circuit	\$284.10	\$288.40	\$284.10	0.00	\$0.00	0.00	0.00	0.00%	\$0.00	
ESALT Entrance Facility Protection, Per ESALT Entrance Facility ESALT 10 Mbps	Circuit	\$284.10	\$288.40	\$284.10	0.00	\$0.00	0.00	0.00	0.00%	\$0.00	
ESALT Entrance Facility Protection, Per ESALT Entrance Facility ESALT 50 Mbps	Circuit	\$284.10	\$288.40	\$284.10	0.00	\$0.00	0.00	0.00	0.00%	\$0.00	
Common Channel Signaling Network Connection Signaling Mileage Facility, Per Mile	Mile	\$7.82	\$7.94	\$7.82	0.00	\$0.00	0.00	0.00	0.00%	\$0.00	
Common Channel Signaling Network Connection Signaling Mileage Termination, Per Termination	Termination	\$78.50	\$79.69	\$78.50	0.00	\$0.00	0.00	0.00	0.00%	\$0.00	
Common Channel Signaling Network Connection Signaling Entrance Facility, Per Facility	Facility	\$150.37	\$152.64	\$150.37	0.00	\$0.00	0.00	0.00	0.00%	\$0.00	
Common Channel Signaling Network Connection STP Port, Per Port	Port	\$774.82	\$786.54	\$774.82	0.00	\$0.00	0.00	0.00	0.00%	\$0.00	
Terminating Tandem Switched Transport Terminating Tandem Switched Transport Facility	Minutes / Mile	\$0.00043000	\$0.00043700	\$0.00043000	165,664,782.00	\$71,235.86	0.00	0.00	0.00%	\$0.00	
Terminating Tandem Switched Transport Terminating Tandem Switched Termination	Minutes	\$0.00223300	\$0.00226700	\$0.00223300	11,102,724.00	\$24,792.38	0.00	0.00	0.00%	\$0.00	
Terminating Tandem Switched Transport Terminating Tandem Switching	Minutes	\$0.00563300	\$0.00571800	\$0.00563300	4,214,086.00	\$23,737.95	0.00	0.00	0.00%	\$0.00	
Nonrecurring Charges Voice Grade Two Wire	Facility	\$480.90	\$488.17	\$480.90	0.00	\$0.00	0.00	0.00	0.00%	\$0.00	
Nonrecurring Charges Voice Grade Four Wire	Facility	\$480.90	\$488.17	\$480.90	0.00	\$0.00	0.00	0.00	0.00%	\$0.00	
Nonrecurring Charges High Capacity DS1	Facility	\$352.68	\$358.01	\$352.68	0.00	\$0.00	0.00	0.00	0.00%	\$0.00	
Nonrecurring Charges High Capacity DS3	Facility	\$475.56	\$482.75	\$475.56	0.00	\$0.00	0.00	0.00	0.00%	\$0.00	
Nonrecurring Charges Synchronous Optical Channel OC3	Facility	\$384.72	\$390.54	\$384.72	0.00	\$0.00	0.00	0.00	0.00%	\$0.00	

Nonrecurring Charges Synchronous Optical Channel OC12	Facility	\$384.72	\$390.54	\$384.72	0.00	\$0.00	0.00	0.00	0.00%	\$0.00
Nonrecurring Charges Interim NXX Translation, Per Order	Order	\$235.11	\$238.67	\$235.11	0.00	\$0.00	0.00	0.00	0.00%	\$0.00
Nonrecurring Charges FGC and FGD Conversion of Multifrequency Address Signaling to SS7 Signaling or SS7 Signaling to Multifrequency Address Signaling, per 24 trunks converted or fraction thereof on a per order basis	Order	\$472.35	\$479.49	\$472.35	0.00	\$0.00	0.00	0.00	0.00%	\$0.00
Nonrecurring Charges Trunk Activation, per 24 trunks activated or fraction thereof on a per order basis	Order	\$490.51	\$497.93	\$490.51	0.00	\$0.00	0.00	0.00	0.00%	\$0.00
Nonrecurring Charges Flexible Automatic Number Identification (Flex ANI), per End Office, per CIC	End Office	\$0.00000000	\$0.00000000	\$0.00000000	0.00	\$0.00	0.00	0.00	0.00%	\$0.00
Nonrecurring Charges ESALT 2 Mbps	Facility	\$569.95	\$578.57	\$569.95	0.00	\$0.00	0.00	0.00	0.00%	\$0.00
Nonrecurring Charges ESALT 10 Mbps	Facility	\$569.95	\$578.57	\$569.95	0.00	\$0.00	0.00	0.00	0.00%	\$0.00
Nonrecurring Charges ESALT 50 Mbps	Facility	\$569.95	\$578.57	\$569.95	0.00	\$0.00	0.00	0.00	0.00%	\$0.00
Nonrecurring Charges ESALT Direct Trunked Termination, per ESALT Direct Trunked Termination installed	Order	\$375.50	\$381.18	\$375.50	0.00	\$0.00	0.00	0.00	0.00%	\$0.00
Nonrecurring Charges ESALT Entrance Facility Protection, per ESALT Entrance Facility	Facility	\$576.11	\$584.82	\$576.11	0.00	\$0.00	0.00	0.00	0.00%	\$0.00
						\$119,766.19				\$0.00