

Bantz, Gosch & Cremer, L.L.C.
◆ Attorneys at Law ◆

Douglas W. Bantz (1909-1983)
Kenneth L. Gosch
James M. Cremer
Rory King
Greg L. Peterson*
Melissa E. Neville
Justin M. Scott
Marshall C. Lovrien^
Joshua G. Wurgler
*Also Licensed in North Dakota
^Also Licensed in Arizona



305 SIXTH AVENUE, S.E.
P.O. BOX 970
ABERDEEN, SD 57402-0970

Telephone (605) 225-2232
Fax (605) 225-2497

www.bantzlaw.com
Writer's Email: jcremer@bantzlaw.com

August 18, 2020

08416-039
Mr. Darrell Nitschke
Executive Secretary
North Dakota Public Service Commission
600 E. Boulevard Avenue, Dept. 408
Bismarck, ND 58505-0480

Re: James Valley Cooperative Telephone Company – 2020 ETC Annual Report

Dear Mr. Nitschke:

On behalf of James Valley Cooperative Telephone Company of Groton, South Dakota, enclosed are the following Annual Reports for Designated Eligible Telecommunications Carriers pursuant to NDAC 69-09-05-12.1:

1. The original 2020 Annual Report **for public filing** plus three copies, including:
 - Exhibit A - 2019 Federal Universal Service Receipts and Expenditures (*redacted*); and
 - Exhibit B - Estimates of USF for 2021/2022 (*redacted*); and
2. The original 2020 Annual Report **NOT for public filing** plus three copies, including:
 - Exhibit A - 2019 Federal Universal Service Receipts and Expenditures (*not redacted*); and

Exhibit B - Estimates of USF for 2021/2022 (*not redacted*).

Sincerely,



JAMES M. CREMER

JMC:sni

Enclosures

cc: Patrick Fahn/ND Public Service Commission via email
James Groft via email

STATE OF NORTH DAKOTA
BEFORE THE PUBLIC SERVICE COMMISSION

JAMES VALLEY COOPERATIVE
TELEPHONE COMPANY'S
2020 ETC ANNUAL REPORT

CASE NO. PU-20-311

As Required by ND Admin. Code § 69-09-
05-12.1

James Valley Cooperative Telephone Company ("JVT"), pursuant to North Dakota Administrative Code § 69-09-05-12.1, does hereby file this Annual Report for Designated Eligible Telecommunication Carriers and in support of the Report states as follows:


1. **Amount of High-Cost Universal Service Support Received in 2019 and Expected for 2021**– See attached:
 - a. **Exhibit A** – 2019 Federal Universal Service Receipts and Expenditures (*Confidential*) and
 - b. **Exhibit B** – Estimates of USF for 2021/2022 (*Confidential*).
2. **Outage Information** – During calendar year 2019, JVT experienced no service outages affecting at least 10 percent of its end user customers, for a period lasting longer than 30 minutes.
3. **Unfulfilled Requests for Service** –JVT was able to provide service to all potential customers that requested service during 2019 and, as of December 31, 2019, JVT had no unfulfilled requests for service.
4. **Complaints per One Thousand Lines** – During 2019, JVT's customer service department received no formal complaints from consumers.
5. **Service Quality Standards and Consumer Protection Rules** –JVT satisfying and will satisfy applicable consumer protection and service quality standards.
6. **Function in Emergency** –JVT is able to remain functional in emergency situations and has a reasonable amount of back-up power to ensure functionality without an external power source.
7. **Local Usage Plans** –JVT offering a local usage plan comparable to that offered by the incumbent LEC in the relevant designated service area.

8. **Equal Access to Long-Distance Carriers** –JVT acknowledges that the North Dakota Public Service Commission may require it to provide equal access to long-distance carriers, in the event that no other eligible telecommunications carrier is providing equal access within the proposed designated service area.

I hereby certify that the above information is true and correct and is submitted on behalf of the Company.

Dated: August 17th, 2020.

James Valley Cooperative Telephone
Company



By: **James Groft**

Title: CEO

**Exhibit A
Progress Report**

James Valley Cooperative Telephone Company

Year 2019 Federal Universal Service Receipts:

Connect America Fund Broadband Loop Support (CAF-BLS)
Interstate Common Line Support (ICLS)
Connect America Fund Intercarrier Compensation (CAF-ICC)
High Cost Loop Support (HCLS)
Safety Net Additive Support/Safety Valve Loop Cost Adjustment
Alternative Connect America Cost Model (A-CAM)
Total



Expenditures For Provision, Maintenance, and Upgrading Of Facilities and Services Supported By Federal Universal Service Funding:

Actual
2019

Plant Specific Operations Expenses

Network support (Accts [redacted])
General support (Accts [redacted])
Central office (Accts [redacted])
Cable and wire facilities (Accts [redacted])
Network operations (Accts [redacted])
Depreciation and amortization (Accts [redacted])

Customer Operations Expenses

Customer services (Accts [redacted])

Corporate Operations Expenses

Executive and planning (Accts [redacted])
General and administrative (Accts [redacted])

Total Years Supported Expenses, Before Return on Investment

Additions

Switching (Acct [redacted])
Transmission (Acct [redacted])
Cable and wire (Acct [redacted])

Total Additions

Total Supported Expenditures, Before Return on Investment





EXHIBIT B
James Valley Cooperative Telephone Company
Two Year Plan

The Company's service quality improvement plan is to continue to upgrade its telecommunications facilities and equipment as necessary to meet customer demand for essential voice communications services and evolving broadband service needs throughout its service area. The Company believes that its planned capital additions will allow for the continued delivery of high quality, reliable voice services and will also extend the reach and speed of its available broadband services. In furtherance of its service quality improvement plan, the Company will use high-cost universal service amounts received by it to offset expenditures incurred relating to the provision, maintenance, and upgrading of supported facilities and services.

Receipts	
Estimated Total Year 2021 Federal Universal Service Receipts	
Expenditures	
Estimated Total Supported Expenses, Before Return on Investment	
Estimated Total Additions	
Total Supported Expenditures, Before Return on Investment	

Proposed Network Improvements:

The Company's planned capital additions and/or improvements for 2021 and 2022 are noted below.

Wire Center	Estimated Population	Description of Capital Improvement	Start Date	End Date	Estimated Capital Expenditures Each Year	
					2021	2022



Additional Notes or Information:

