



June 08, 2021

North Dakota Public Service Commission
Steve Kahl, Executive Secretary
600 E Boulevard, Dept. 408
Bismarck, ND 58505-0480

Darrell,

In order to comply with Sections 54.304(d)(1) of the FCC rules, North Dakota Telephone Company is submitting the enclosed certifications and data supporting North Dakota Telephone Company's CAF, ICC, and ARC filings for your records.

Please contact me if you have any questions.

Sincerely,

A handwritten signature in blue ink that reads "Shawna Senger".

Shawna Senger
Chief Financial Officer

Enclosures

TO BE COMPLETED BY THE REPORTING CARRIER.

Certification of Officer as to the Accuracy of the CAF ICC Data Reported			
I certify that I am an officer of the reporting carrier; my responsibilities include ensuring the accuracy of the actual data reported; and, to the best of my knowledge, the information reported on this form is accurate.			
Name of Reporting Carrier: NORTH DAKOTA TELEPHONE COMPANY			
Signature of Authorized Officer: Shawna Senger		<small>Digitally signed by Shawna Senger DN:cn=Shawna Senger, email=shawnas@ndtel.com, o=north dakota telephone company, f=Devils Lake ND 58301, Date:5/25/2021</small>	Date: 5/25/2021
Printed name of Authorized Officer: Shawna Senger			
Title or position of Authorized Officer: Chief Financial Officer			
Telephone number of Authorized Officer: 701-662-6428			
Study Area Code of Reporting Carrier	381447	Filing Due Date for this form (mm/dd/yyyy)	6/16/2021
Persons willfully making false statements on this form can be punished by fine or forfeiture under the Communications Act of 1934, 47 U.S.C. §§ 502, 503(b), or fine or imprisonment under Title 18 of the United States Code, 18 U.S.C. § 1001.			

TO BE COMPLETED BY THE REPORTING CARRIER, IF AN AGENT IS FILING DATA ON THE CARRIER'S BEHALF:


Certification of Officer to Authorize an Agent to File Data Reported on Behalf of Reporting Carrier			
I certify that (Name of Agent) <u>National Exchange Carriers Association, Inc.</u> is authorized to submit the information reported on behalf of the reporting carrier. I also certify that I am an officer of the reporting carrier; my responsibilities include ensuring the accuracy of the data provided to the Authorized Agent; and, to the best of my knowledge, the actual data provided to the Authorized Agent is accurate.			
Name of Authorized Agent: <u>National Exchange Carriers Association, Inc.</u>			
Name of Reporting Carrier: <u>NORTH DAKOTA TELEPHONE COMPANY</u>			
Signature of Authorized Officer: <u>Shawna Senger</u>		<small>Digitally signed by Shawna Senger DN:cn=Shawna Senger, email=shawnas@ndtel.com, o=north dakota telephone company, c=Devils Lake ND 58301, Date: 5/25/2021</small>	Date: <u>5/25/2021</u>
Printed name of Authorized Officer: <u>Shawna Senger</u>			
Title or position of Authorized Officer: <u>Chief Financial Officer</u>			
Telephone number of authorized officer: <u>701-662-6428</u>			
Study Area Code of Reporting Carrier	<u>381447</u>	Filing Due Date for this form (mm/dd/yyyy)	<u>6/16/2021</u>
Persons willfully making false statements on this form can be punished by fine or forfeiture under the Communications Act of 1934, 47 U.S.C. §§ 502, 503(b), or fine or imprisonment under Title 18 of the United States Code, 18 U.S.C. § 1001.			

TO BE COMPLETED BY AN OFFICER OF THE REPORTING CARRIER

Certification of Officer for Rate-of-Return Carrier Eligibility for CAF/ICC Recovery					
I certify that I am an officer of the reporting carrier and that, to the best of my knowledge, the reporting carrier on this form certifies that it has complied with Eligible Recovery §51.917(d) and Access Recovery Charge §51.917(e) and is eligible to receive the CAF/ICC support requested pursuant to §51.917(f).					
Name of Reporting Carrier: NORTH DAKOTA TELEPHONE COMPANY					
Signature of Authorized Officer or employee: Shawna Senger			Digitally signed by Shawna Senger DN:cn=Shawna Senger, email=shawna@ndtel.com, o=north dakota telephone company, l=Devils Lake ND 58301, Date:5/25/2021		Date: 5/25/2021
Printed name of Authorized Officer or employee: Shawna Senger					
Title or position of Authorized Officer or employee: Chief Financial Officer					
Telephone number of Authorized Officer or employee: 701-662-6428					
Study Area Code of Reporting Carrier	381447		Filing Due Date for this form (mm/dd/yyyy)	6/16/2021	
Persons willfully making false statements on this form can be punished by fine or forfeiture under the Communications Act of 1934, 47 U.S.C. §§ 502, 503(b), or fine or imprisonment under Title 18 of the United States Code, 18 U.S.C. § 1001.					

TO BE COMPLETED BY AN OFFICER OF THE REPORTING CARRIER

Certification of Officer for Rate-of-Return Carrier Not Seeking Duplicative Recovery				
I certify that I am an officer of the reporting carrier and that, to the best of my knowledge, the reporting carrier is not seeking duplicative recovery in the state jurisdiction for any Eligible Recovery subject to the recovery mechanism as per §51.917(d)(vii).				
Name of Reporting Carrier: NORTH DAKOTA TELEPHONE COMPANY				
Signature of Authorized Officer or employee: Shawna Senger		Digitally signed by Shawna Senger DN:cn=Shawna Senger, email=shawnas@ndtel.com, o=north dakota telephone company, c=Devils Lake ND 58301, Date:5/25/2021		Date: 5/25/2021
Printed name of Authorized Officer or employee: Shawna Senger				
Title or position of Authorized Officer or employee: Chief Financial Officer				
Telephone number of Authorized Officer or employee: 701-662-6428				
Study Area Code of Reporting Carrier	381447		Filing Due Date for this form (mm/dd/yyyy)	6/16/2021
Persons willfully making false statements on this form can be punished by fine or forfeiture under the Communications Act of 1934, 47 U.S.C. §§ 502, 503(b), or fine or imprisonment under Title 18 of the United States Code, 18 U.S.C. § 1001.				


Patricia Hoyt

Home
Study Area Selection
Main Page
Study Area Data Input Menu
CAF & ARC Output
Historic Reports
Certification
Instructions & Documents
Contact Us

Study Area: NORTH DAKOTA TELEPHONE COMPANY (ID: 381447)



Access Recovery Charges

Recalculate ARC Rates & CAF Support revenues

Test Period 2021-22 Pre-True-up View Test Period 2021-22 Post-True-Up (Filing) View

Test Period 2021-2022 Post True-Up (Filing) View

Exchange/Zone Name	Residential Lines excluding Lifelines	Residential ARC	Residential ARC Revenue	SLB Lines	SLB ARC	SLB ARC Revenue	MLB Lines	MLB ARC	MLB ARC Revenue	Total ARC Revenue
Balta	85	\$0.00	\$0.00							
Cando	256	\$0.00	\$0.00							
Crary	157	\$0.00	\$0.00							
Devils Lake	1407	\$0.00	\$0.00							
Drake	278	\$0.00	\$0.00							
Esmond	116	\$0.00	\$0.00							
Fessenden	201	\$0.00	\$0.00							
Fort Totten	283	\$0.00	\$0.00							
Hampden	44	\$0.00	\$0.00							
Harvey	508	\$0.00	\$0.00							
Knox	137	\$0.00	\$0.00							
Leeds	280	\$0.00	\$0.00							
Maddock	251	\$0.00	\$0.00							
McVille	202	\$0.00	\$0.00							
Minnewaukan	123	\$0.00	\$0.00							
New Rockford	337	\$0.00	\$0.00							
Oberon	42	\$0.00	\$0.00							
Pekin	58	\$0.00	\$0.00							
Penn	61	\$0.00	\$0.00							
Rugby	621	\$0.00	\$0.00							
Sheyenne	132	\$0.00	\$0.00							
Starkweather	80	\$0.00	\$0.00							
Tolna	186	\$0.00	\$0.00							
Warwick	144	\$0.00	\$0.00							
Webster	74	\$0.00	\$0.00							
Study Area Summary	6063		\$0.00	467	\$3.00	\$16,812.00	2951	\$3.00	\$106,236.00	\$123,048.00

Home
Study Area Selection
Main Page
Study Area Data Input Menu
CAF & ARC Output
Historic Reports
Certification
Instructions & Documents
Contact Us

Study Area: NORTH DAKOTA TELEPHONE COMPANY (ID: 381447)

Historic Intrastate Rates and Demand Data (TRP)

2021 Intrastate TRP Data Report

[\[Go Back to Main Page\]](#)

Intrastate Revenues

[View TRP report in Excel](#)

Test Year 2021-2022 Expected Maximum Intrastate Revenue: **\$0.00**

Col D -- Rate Element Description	Col E -- Unit of Demand	Col F -- 7/1/2021 Intrastate Rate	Col G -- Test Year 2020-2021 Current Intrastate Rate	Col H -- 7/1/2021 Proposed Intrastate Rate	Col I -- FY 2011 Intrastate Units: Terminating for Non-Dedicated or Originating and Terminating for Dedicated Elements	Col J -- H*1 Intrastate Price-out with 7/1/2021 proposed intrastate rate and FY2011 Demand	Col K -- FY 2020 Intrastate Units: Terminating for Non-Dedicated and total for Dedicated Elements	Col L -- Test Year 2021-2022 Forecasted Intrastate Units	Col M -- [(L/K)^(12/21)-1]*100 Intrastate Units Growth Rate %	Col N -- H*L TY 2021-22 Forecasted Intrastate Revenue
Terminating End Office Access Service Terminating End Office, Premium, per access minute	MOU	\$0.00000000	\$0.00000000	\$0.00000000	9,440,886.00	\$0.00	0.00	0.00	0.00%	\$0.00
Terminating End Office Access Service Terminating End Office, Non-Premium, per access minute	MOU	\$0.00000000	\$0.00000000	\$0.00000000	0.00	\$0.00	0.00	0.00	0.00%	\$0.00
Entrance Facility, Per Termination Voice Grade Two Wire	Termination	\$81.47	\$81.47	\$81.47	0.00	\$0.00	0.00	0.00	0.00%	\$0.00
Entrance Facility, Per Termination Voice Grade Four Wire	Termination	\$130.37	\$130.37	\$130.37	0.00	\$0.00	0.00	0.00	0.00%	\$0.00
Entrance Facility, Per Termination High Capacity DS1	Termination	\$397.17	\$397.17	\$397.17	0.00	\$0.00	0.00	0.00	0.00%	\$0.00
Entrance Facility, Per Termination High Capacity DS3	Termination	\$3,626.49	\$3,626.49	\$3,626.49	0.00	\$0.00	0.00	0.00	0.00%	\$0.00
Entrance Facility, Per Termination Synchronous Optical Channel OC3	Termination	\$3,697.93	\$3,697.93	\$3,697.93	0.00	\$0.00	0.00	0.00	0.00%	\$0.00
Entrance Facility, Per Termination Synchronous Optical Channel OC12	Termination	\$3,948.19	\$3,948.19	\$3,948.19	0.00	\$0.00	0.00	0.00	0.00%	\$0.00
Entrance Facility, Per Termination ESALT 2 Mbps	Circuit	\$703.47	\$703.47	\$703.47	0.00	\$0.00	0.00	0.00	0.00%	\$0.00
Entrance Facility, Per Termination ESALT 10 Mbps	Circuit	\$758.20	\$758.20	\$758.20	0.00	\$0.00	0.00	0.00	0.00%	\$0.00
Entrance Facility, Per Termination ESALT 50 Mbps	Circuit	\$982.30	\$982.30	\$982.30	0.00	\$0.00	0.00	0.00	0.00%	\$0.00
Direct Trunked Transport Facility/ Mile Voice Grade - Two Wire & Four Wire	Mile	\$5.79	\$5.79	\$5.79	0.00	\$0.00	0.00	0.00	0.00%	\$0.00
Direct Trunked Transport Facility/ Mile High Capacity DS1	Mile	\$27.22	\$27.22	\$27.22	126.40	\$3,440.61	0.00	0.00	0.00%	\$0.00
Direct Trunked Transport Facility/ Mile High Capacity DS3	Mile	\$237.04	\$237.04	\$237.04	0.00	\$0.00	0.00	0.00	0.00%	\$0.00
Direct Trunked Transport Facility/ Mile Synchronous Optical Channel OC3	Mile	\$253.74	\$253.74	\$253.74	0.00	\$0.00	0.00	0.00	0.00%	\$0.00
Direct Trunked Transport Facility/ Mile Synchronous Optical Channel OC12	Mile	\$318.49	\$318.49	\$318.49	0.00	\$0.00	0.00	0.00	0.00%	\$0.00
Direct Trunked Transport Facility/ Mile ESALT 2 Mbps DTF-E1	Circuit Miles	\$80.15	\$80.15	\$80.15	0.00	\$0.00	0.00	0.00	0.00%	\$0.00
Direct Trunked Transport Facility/ Mile ESALT 2 Mbps DTF-E2	Circuit Miles	\$53.44	\$53.44	\$53.44	0.00	\$0.00	0.00	0.00	0.00%	\$0.00
Direct Trunked Transport Facility/ Mile ESALT 2 Mbps DTF-E3	Circuit Miles	\$79.58	\$79.58	\$79.58	0.00	\$0.00	0.00	0.00	0.00%	\$0.00
Direct Trunked Transport Facility/ Mile ESALT 2 Mbps DTF-E4	Circuit Miles	\$133.24	\$133.24	\$133.24	0.00	\$0.00	0.00	0.00	0.00%	\$0.00
Direct Trunked Transport Facility/ Mile ESALT 10 Mbps DTF-E1	Circuit Miles	\$203.23	\$203.23	\$203.23	0.00	\$0.00	0.00	0.00	0.00%	\$0.00
Direct Trunked Transport Facility/ Mile ESALT 10 Mbps DTF-E2	Circuit Miles	\$121.96	\$121.96	\$121.96	0.00	\$0.00	0.00	0.00	0.00%	\$0.00
Direct Trunked Transport Facility/ Mile ESALT 10 Mbps DTF-E3	Circuit Miles	\$200.30	\$200.30	\$200.30	0.00	\$0.00	0.00	0.00	0.00%	\$0.00
Direct Trunked Transport Facility/ Mile ESALT 10 Mbps DTF-E4	Circuit Miles	\$410.84	\$410.84	\$410.84	0.00	\$0.00	0.00	0.00	0.00%	\$0.00
Direct Trunked Transport Facility/ Mile ESALT 50 Mbps DTF-E1	Circuit Miles	\$569.04	\$569.04	\$569.04	0.00	\$0.00	0.00	0.00	0.00%	\$0.00
Direct Trunked Transport Facility/ Mile ESALT 50 Mbps DTF-E2	Circuit Miles	\$379.38	\$379.38	\$379.38	0.00	\$0.00	0.00	0.00	0.00%	\$0.00
Direct Trunked Transport Facility/ Mile ESALT 50 Mbps DTF-E3	Circuit Miles	\$654.18	\$654.18	\$654.18	0.00	\$0.00	0.00	0.00	0.00%	\$0.00
Direct Trunked Transport Facility/ Mile ESALT 50 Mbps DTF-E4	Circuit Miles	\$1,165.85	\$1,165.85	\$1,165.85	0.00	\$0.00	0.00	0.00	0.00%	\$0.00
Direct Trunked Transport Facility/Termination Voice Grade - Two Wire & Four Wire	Termination	\$58.32	\$58.32	\$58.32	0.00	\$0.00	0.00	0.00	0.00%	\$0.00
Direct Trunked Transport Facility/Termination High Capacity DS1	Termination	\$141.18	\$141.18	\$141.18	12.40	\$1,750.63	0.00	0.00	0.00%	\$0.00
Direct Trunked Transport Facility/Termination High Capacity DS3	Termination	\$906.61	\$906.61	\$906.61	0.00	\$0.00	0.00	0.00	0.00%	\$0.00
Direct Trunked Transport Facility/Termination Synchronous Optical Channel OC3	Termination	\$943.96	\$943.96	\$943.96	0.00	\$0.00	0.00	0.00	0.00%	\$0.00

Direct Trunked Transport Facility/Termination Synchronous Optical Channel OC12	Termination	\$2,055.29	\$2,055.29	\$2,055.29	0.00	\$0.00	0.00	0.00	0.00%	\$0.00
Direct Trunked Transport Facility/Termination ESALT 2 Mbps	Circuit terms	\$187.02	\$187.02	\$187.02	0.00	\$0.00	0.00	0.00	0.00%	\$0.00
Direct Trunked Transport Facility/Termination ESALT 10 Mbps	Circuit terms	\$228.64	\$228.64	\$228.64	0.00	\$0.00	0.00	0.00	0.00%	\$0.00
Direct Trunked Transport Facility/Termination ESALT 50 Mbps	Circuit terms	\$279.44	\$279.44	\$279.44	0.00	\$0.00	0.00	0.00	0.00%	\$0.00
Multiplexing, Per Arrangement DS3 to DS1	Termination	\$827.17	\$827.17	\$827.17	0.00	\$0.00	0.00	0.00	0.00%	\$0.00
Multiplexing, Per Arrangement DS1 to Voice	Termination	\$319.37	\$319.37	\$319.37	0.00	\$0.00	0.00	0.00	0.00%	\$0.00
Customer Node Per Node OC3 155.52 Mbps	Port	\$858.67	\$858.67	\$858.67	0.00	\$0.00	0.00	0.00	0.00%	\$0.00
Customer Node Per Node OC12 622.08 Mbps	Port	\$2,480.63	\$2,480.63	\$2,480.63	0.00	\$0.00	0.00	0.00	0.00%	\$0.00
Customer Premises Port, Per Port OC3 155.52 Mbps	Port	\$281.75	\$281.75	\$281.75	0.00	\$0.00	0.00	0.00	0.00%	\$0.00
Customer Premises Port, Per Port STS-1 51.84 Mbps	Port	\$338.28	\$338.28	\$338.28	0.00	\$0.00	0.00	0.00	0.00%	\$0.00
Customer Premises Port, Per Port DS3 44.736 Mbps	Port	\$338.28	\$338.28	\$338.28	0.00	\$0.00	0.00	0.00	0.00%	\$0.00
Customer Premises Port, Per Port DS1 1.544 Mbps	Port	\$86.72	\$86.72	\$86.72	0.00	\$0.00	0.00	0.00	0.00%	\$0.00
Add/Drop Multiplexing Central Office Port, Per Port DS1 1.544 Mbps	Port	\$69.37	\$69.37	\$69.37	0.00	\$0.00	0.00	0.00	0.00%	\$0.00
Add/Drop Multiplexing Central Office Port, Per Port OC3 155.52 Mbps	Port	\$281.75	\$281.75	\$281.75	0.00	\$0.00	0.00	0.00	0.00%	\$0.00
Add/Drop Multiplexing Central Office Port, Per Port DS3 44.736 Mbps	Port	\$173.46	\$173.46	\$173.46	0.00	\$0.00	0.00	0.00	0.00%	\$0.00
Network Blocking, Per Blocked Call Network Blocking, Per Blocked Call, Applies to FGD only	Call	\$0.01640000	\$0.01640000	\$0.01640000	0.00	\$0.00	0.00	0.00	0.00%	\$0.00
ESALT Real Time CoS/QoS, Per ESALT DTF-E1 Facility ESALT 2 Mbps	Facility	\$15.30	\$15.30	\$15.30	0.00	\$0.00	0.00	0.00	0.00%	\$0.00
ESALT Real Time CoS/QoS, Per ESALT DTF-E1 Facility ESALT 10 Mbps	Facility	\$76.53	\$76.53	\$76.53	0.00	\$0.00	0.00	0.00	0.00%	\$0.00
ESALT Real Time CoS/QoS, Per ESALT DTF-E1 Facility ESALT 50 Mbps	Facility	\$238.16	\$238.16	\$238.16	0.00	\$0.00	0.00	0.00	0.00%	\$0.00
ESALT Entrance Facility Protection, Per ESALT Entrance Facility ESALT 2 Mbps	Circuit	\$284.10	\$284.10	\$284.10	0.00	\$0.00	0.00	0.00	0.00%	\$0.00
ESALT Entrance Facility Protection, Per ESALT Entrance Facility ESALT 10 Mbps	Circuit	\$284.10	\$284.10	\$284.10	0.00	\$0.00	0.00	0.00	0.00%	\$0.00
ESALT Entrance Facility Protection, Per ESALT Entrance Facility ESALT 50 Mbps	Circuit	\$284.10	\$284.10	\$284.10	0.00	\$0.00	0.00	0.00	0.00%	\$0.00
Common Channel Signaling Network Connection Signaling Mileage Facility, Per Mile	Mile	\$7.82	\$7.82	\$7.82	0.00	\$0.00	0.00	0.00	0.00%	\$0.00
Common Channel Signaling Network Connection Signaling Mileage Termination, Per Termination	Termination	\$78.50	\$78.50	\$78.50	0.00	\$0.00	0.00	0.00	0.00%	\$0.00
Common Channel Signaling Network Connection Signaling Entrance Facility, Per Facility	Facility	\$150.37	\$150.37	\$150.37	0.00	\$0.00	0.00	0.00	0.00%	\$0.00
Common Channel Signaling Network Connection STP Port, Per Port	Port	\$774.82	\$774.82	\$774.82	0.00	\$0.00	0.00	0.00	0.00%	\$0.00
Terminating Tandem Switched Transport Terminating Tandem Switched Transport Facility	Minutes / Mile	\$0.00043000	\$0.00043000	\$0.00043000	562,904,393.00	\$242,048.89	0.00	0.00	0.00%	\$0.00
Terminating Tandem Switched Transport Terminating Tandem Switched Termination	Minutes	\$0.00223300	\$0.00223300	\$0.00223300	14,770,898.00	\$32,983.42	0.00	0.00	0.00%	\$0.00
Terminating Tandem Switched Transport Terminating Tandem Switching	Minutes	\$0.00563300	\$0.00563300	\$0.00563300	0.00	\$0.00	0.00	0.00	0.00%	\$0.00
Nonrecurring Charges Voice Grade Two Wire	Facility	\$480.90	\$480.90	\$480.90	0.00	\$0.00	0.00	0.00	0.00%	\$0.00
Nonrecurring Charges Voice Grade Four Wire	Facility	\$480.90	\$480.90	\$480.90	0.00	\$0.00	0.00	0.00	0.00%	\$0.00
Nonrecurring Charges High Capacity DS1	Facility	\$352.68	\$352.68	\$352.68	0.00	\$0.00	0.00	0.00	0.00%	\$0.00
Nonrecurring Charges High Capacity DS3	Facility	\$475.56	\$475.56	\$475.56	0.00	\$0.00	0.00	0.00	0.00%	\$0.00
Nonrecurring Charges Synchronous Optical Channel OC3	Facility	\$384.72	\$384.72	\$384.72	0.00	\$0.00	0.00	0.00	0.00%	\$0.00
Nonrecurring Charges Synchronous Optical Channel OC12	Facility	\$384.72	\$384.72	\$384.72	0.00	\$0.00	0.00	0.00	0.00%	\$0.00
Nonrecurring Charges Interim NXX Translation, Per Order	Order	\$235.11	\$235.11	\$235.11	0.00	\$0.00	0.00	0.00	0.00%	\$0.00
Nonrecurring Charges FGC and FGD Conversion of Multifrequency Address Signaling to SS7 Signaling or SS7 Signaling to Multifrequency Address Signaling, per 24 trunks converted or fraction thereof on a per order basis	Order	\$472.35	\$472.35	\$472.35	0.00	\$0.00	0.00	0.00	0.00%	\$0.00
Nonrecurring Charges Trunk Activation, per 24 trunks activated or fraction thereof on a per order basis	Order	\$490.51	\$490.51	\$490.51	0.00	\$0.00	0.00	0.00	0.00%	\$0.00
Nonrecurring Charges Flexible Automatic Number Identification (Flex ANI), per End Office, per CIC	End Office	\$0.00000000	\$0.00000000	\$0.00000000	0.00	\$0.00	0.00	0.00	0.00%	\$0.00
Nonrecurring Charges ESALT 2 Mbps	Facility	\$569.95	\$569.95	\$569.95	0.00	\$0.00	0.00	0.00	0.00%	\$0.00
Nonrecurring Charges ESALT 10 Mbps	Facility	\$569.95	\$569.95	\$569.95	0.00	\$0.00	0.00	0.00	0.00%	\$0.00
Nonrecurring Charges ESALT 50 Mbps	Facility	\$569.95	\$569.95	\$569.95	0.00	\$0.00	0.00	0.00	0.00%	\$0.00
Nonrecurring Charges ESALT Direct Trunked Termination, per ESALT Direct Trunked Termination installed	Order	\$375.50	\$375.50	\$375.50	0.00	\$0.00	0.00	0.00	0.00%	\$0.00
Nonrecurring Charges ESALT Entrance Facility Protection, per ESALT Entrance Facility	Facility	\$576.11	\$576.11	\$576.11	0.00	\$0.00	0.00	0.00	0.00%	\$0.00
						\$280,223.55				\$0.00



Study Area: NORTH DAKOTA TELEPHONE COMPANY (ID: 381447)

CONNECT AMERICA FUND

[Data to be provided to USAC/FCC in June 2021 for CAF ICC Purposes]

Settlement Type: Cost

Test Period 7/1/21-6/30/22 Post True-up (Filing) View		
Rate-of-Return (ROR) Carrier Revenue Requirement		
1	2011 Interstate Switched Access Revenue Requirement	\$1,757,811
2	FY 2011 Intrastate Terminating Switched Access Revenues	\$835,503
3	FY 2011 Net Reciprocal Compensation Revenues	\$136,748
4	2011 ROR Carrier Base Period Revenue (Line 1 + Line 2 + Line 3)	\$2,730,062
5	ROR Carrier Baseline Adjustment Factor (0.95 ^ 10)	0.598737
6	ROR Carrier Revenue Requirement (Line 4 x Line 5)	\$1,634,589
7	Pool Administration Expenses	\$52,171
8	Total ROR Carrier Revenue Requirement (Line 6 + Line 7)	\$1,686,760
Revenues from Reformed Inter-carrier Compensation (ICC) Rates		
9	Interstate Switched Access Revenues	\$648,023
10	Interstate Allocated Switched Access Revenues#	\$235,183
11	Transitional Intrastate Access Service Revenues	\$72,721
12	Net Transitional Reciprocal Compensation Revenues	\$0
13	Total ICC Revenue (Line 10 + Line 11 + Line 12)	\$307,904
Eligible Recovery		
14	TRS Increment	\$5,806
15	Regulatory Fees Increment	\$0
16	NANPA Increment	\$0
17	Interstate Local Switching Support for Price Cap Affiliates or Estimated Duplicate LSS Costs in CAF II	\$0
18	Adjustment for Double Recovery or Corrections	\$0
19	Test Period 19/20 Trueup - Net Impact on Total Eligible Recovery	(\$4,094)
20	Eligible Recovery (Line 8 - Line 13) + (Line 14 + Line 15 + Line 16 + Line 18 + Line 19) - (Line 17)	\$1,380,568
Revenues from Access Recovery Charges (ARC)		
21	Residential ARC Revenues	\$0
22	Single Line Business ARC Revenues	\$16,812
23	Multi-Line Business ARC Revenues	\$106,236
24	Total ARC Revenues (Line 21 + Line 22 + Line 23)	\$123,048
Connect America Fund (CAF) ICC Support**		
25	Connect America Fund (CAF) ICC Support (Line 20 - Line 24)	\$1,257,520
Revised CAF ICC Support with Imputed ARC Revenues for Broadband-Only Loops		
26	ARC Revenue Adjustment following "Second Order on Reconsideration & Clarification" FCC 18-13	\$3,924
27	Adjusted Test Period 2021-2022 CAFICC Support (Line 25 - Line 26)	\$1,253,596

NOTES:

#Per FCC Designation Order, calculated as (Sum of Line 9 for all TS pool participants) * (Line 1/ Sum of Line 1 for all TS pool participants)
**NECA estimate provided for informational purposes only - actual to be calculated by USAC.