



# POLAR

PO Box 270 | 110 4th Street East  
Park River, ND 58270 | 701.284.7221



June 2, 2022

North Dakota Public Service Commission  
Mr. Steve Kahl, Executive Secretary  
600 E Boulevard, Dept 408  
Bismarck, ND 58505-0480

RE: 2022 CAF ICC Data Collection

Mr. Kahl:

We hereby submit the enclosed Intrastate TRP, Post True-up Access Recovery Charge (ARC) report, USAC report with the Post True-up CAF ICC amount, Toll Free Originating End Office Rate calculations report, and the associated certifications that were submitted to NECA. Information is being submitted on behalf of the following telecommunications companies:

Polar Communications Mutual Aid Corp	381630
Polar Communications Mutual Aid Corp	381614
Wolverton Telephone Company	381509

If you have any questions please contact me at [sflanders@polartel.com](mailto:sflanders@polartel.com) or 701-284-4343. Thank you.

Sincerely,

Shari Flanders  
CFO

Enclosures



Home	Study Area Selection	Main Page	Study Area Data Input Menu	CAF & ARC Output	Historic Reports	Certification	Instructions & Documents	Contact Us
------	----------------------	-----------	----------------------------	------------------	------------------	---------------	--------------------------	------------

Study Area: POLAR COMMUNICATIONS MUTUAL AID CORP (ID: 381630)  
 Holding Company: POLAR COMM. MUTUAL AID (ID: 20000267)



Intrastate Revenues (FCC TRP exhibit)

[Download TRP Data in Excel](#)

Intrastate Revenues

[View TRP report in Excel](#)

Test Year 2022-2023 Expected Maximum Intrastate Revenue: \$0.00

Col D -- Rate Element Description	Col E -- Unit of Demand	Col F -- 7/1/2022 Interstate Rate	Col G -- Test Year 2021-2022 Current Intrastate Rate	Col H -- 7/1/2022 Proposed Intrastate Rate	Col I -- FY 2011 Intrastate Units: Terminating for Non-Dedicated or Originating and Terminating for Dedicated Elements	Col J -- HP Intrastate Price-out with 7/1/2022 proposed intrastate rate and FY2011 Demand	Col K -- FY 2021 Intrastate Units: Terminating for Non-Dedicated and total for Dedicated Elements	Col L -- Test Year 2022-2023 Forecasted Intrastate Units	Col M -- [(L/I)-(12/21)-1]*100 Intrastate Units Growth Rate %	Col N -- HP TY 2022-23 Forecasted Intrastate Revenue
Terminating End Office Access Service Terminating End Office, Premium, per access minute	MOU	\$0.00000000	\$0.00000000	\$0.00000000	5,139,960.00	\$0.00	0.00	0.00	0.00%	\$0.00
Terminating End Office Access Service Terminating End Office, Non-Premium, per access minute	MOU	\$0.00000000	\$0.00000000	\$0.00000000	0.00	\$0.00	0.00	0.00	0.00%	\$0.00
Entrance Facility, Per Termination Voice Grade Two Wire	Termination	\$82.51	\$81.47	\$82.51	0.00	\$0.00	0.00	0.00	0.00%	\$0.00
Entrance Facility, Per Termination Voice Grade Four Wire	Termination	\$132.03	\$130.37	\$132.03	0.00	\$0.00	0.00	0.00	0.00%	\$0.00
Entrance Facility, Per Termination High Capacity DS1	Termination	\$402.22	\$397.17	\$402.22	0.00	\$0.00	0.00	0.00	0.00%	\$0.00
Entrance Facility, Per Termination High Capacity DS3	Termination	\$3,672.60	\$3,626.49	\$3,672.60	0.00	\$0.00	0.00	0.00	0.00%	\$0.00
Entrance Facility, Per Termination Synchronous Optical Channel OC3	Termination	\$3,744.95	\$3,697.93	\$3,744.95	0.00	\$0.00	0.00	0.00	0.00%	\$0.00
Entrance Facility, Per Termination Synchronous Optical Channel OC12	Termination	\$3,998.39	\$3,948.19	\$3,998.39	0.00	\$0.00	0.00	0.00	0.00%	\$0.00
Entrance Facility, Per Termination ESALT 2 Mbps	Circuit	\$712.41	\$703.47	\$712.41	0.00	\$0.00	0.00	0.00	0.00%	\$0.00
Entrance Facility, Per Termination ESALT 10 Mbps	Circuit	\$767.84	\$758.20	\$767.84	0.00	\$0.00	0.00	0.00	0.00%	\$0.00
Entrance Facility, Per Termination ESALT 50 Mbps	Circuit	\$994.79	\$982.30	\$994.79	0.00	\$0.00	0.00	0.00	0.00%	\$0.00
Direct Trunked Transport Facility/ Mile Voice Grade - Two Wire & Four Wire	Mile	\$5.86	\$5.79	\$5.86	0.00	\$0.00	0.00	0.00	0.00%	\$0.00
Direct Trunked Transport Facility/ Mile High Capacity DS1	Mile	\$27.57	\$27.22	\$27.57	0.00	\$0.00	0.00	0.00	0.00%	\$0.00
Direct Trunked Transport Facility/ Mile High Capacity DS3	Mile	\$240.05	\$237.04	\$240.05	0.00	\$0.00	0.00	0.00	0.00%	\$0.00
Direct Trunked Transport Facility/ Mile Synchronous Optical Channel OC3	Mile	\$256.97	\$253.74	\$256.97	0.00	\$0.00	0.00	0.00	0.00%	\$0.00
Direct Trunked Transport Facility/ Mile Synchronous Optical Channel OC12	Mile	\$322.54	\$318.49	\$322.54	0.00	\$0.00	0.00	0.00	0.00%	\$0.00
Direct Trunked Transport Facility/ Mile ESALT 2 Mbps DTF-E1	Circuit Miles	\$81.17	\$80.15	\$81.17	0.00	\$0.00	0.00	0.00	0.00%	\$0.00
Direct Trunked Transport Facility/ Mile ESALT 2 Mbps DTF-E2	Circuit Miles	\$54.12	\$53.44	\$54.12	0.00	\$0.00	0.00	0.00	0.00%	\$0.00
Direct Trunked Transport Facility/ Mile ESALT 2 Mbps DTF-E3	Circuit Miles	\$80.59	\$79.58	\$80.59	0.00	\$0.00	0.00	0.00	0.00%	\$0.00
Direct Trunked Transport Facility/ Mile ESALT 2 Mbps DTF-E4	Circuit Miles	\$134.93	\$133.24	\$134.93	0.00	\$0.00	0.00	0.00	0.00%	\$0.00
Direct Trunked Transport Facility/ Mile ESALT 10 Mbps DTF-E1	Circuit Miles	\$205.81	\$203.23	\$205.81	0.00	\$0.00	0.00	0.00	0.00%	\$0.00
Direct Trunked Transport Facility/ Mile ESALT 10 Mbps DTF-E2	Circuit Miles	\$123.51	\$121.96	\$123.51	0.00	\$0.00	0.00	0.00	0.00%	\$0.00
Direct Trunked Transport Facility/ Mile ESALT 10 Mbps DTF-E3	Circuit Miles	\$202.85	\$200.30	\$202.85	0.00	\$0.00	0.00	0.00	0.00%	\$0.00
Direct Trunked Transport Facility/ Mile ESALT 10 Mbps DTF-E4	Circuit Miles	\$416.06	\$410.84	\$416.06	0.00	\$0.00	0.00	0.00	0.00%	\$0.00
Direct Trunked Transport Facility/ Mile ESALT 50 Mbps DTF-E1	Circuit Miles	\$576.27	\$569.04	\$576.27	0.00	\$0.00	0.00	0.00	0.00%	\$0.00
Direct Trunked Transport Facility/ Mile ESALT 50 Mbps DTF-E2	Circuit Miles	\$384.20	\$379.38	\$384.20	0.00	\$0.00	0.00	0.00	0.00%	\$0.00
Direct Trunked Transport Facility/ Mile ESALT 50 Mbps DTF-E3	Circuit Miles	\$662.50	\$654.18	\$662.50	0.00	\$0.00	0.00	0.00	0.00%	\$0.00
Direct Trunked Transport Facility/ Mile ESALT 50 Mbps DTF-E4	Circuit Miles	\$1,180.67	\$1,165.85	\$1,180.67	0.00	\$0.00	0.00	0.00	0.00%	\$0.00
Direct Trunked Transport Facility/Termination Voice Grade - Two Wire & Four Wire	Termination	\$59.06	\$58.32	\$59.06	0.00	\$0.00	0.00	0.00	0.00%	\$0.00
Direct Trunked Transport Facility/Termination High Capacity DS1	Termination	\$142.97	\$141.18	\$142.97	0.00	\$0.00	0.00	0.00	0.00%	\$0.00
Direct Trunked Transport Facility/Termination High Capacity DS3	Termination	\$918.14	\$906.61	\$918.14	0.00	\$0.00	0.00	0.00	0.00%	\$0.00
Direct Trunked Transport Facility/Termination Synchronous Optical Channel OC3	Termination	\$955.96	\$943.96	\$955.96	0.00	\$0.00	0.00	0.00	0.00%	\$0.00
Direct Trunked Transport Facility/Termination Synchronous Optical Channel OC12	Termination	\$2,081.42	\$2,055.29	\$2,081.42	0.00	\$0.00	0.00	0.00	0.00%	\$0.00
Direct Trunked Transport Facility/Termination ESALT 2 Mbps	Circuit terms	\$189.40	\$187.02	\$189.40	0.00	\$0.00	0.00	0.00	0.00%	\$0.00
Direct Trunked Transport Facility/Termination ESALT 10 Mbps	Circuit terms	\$231.55	\$228.64	\$231.55	0.00	\$0.00	0.00	0.00	0.00%	\$0.00
Direct Trunked Transport Facility/Termination ESALT 50 Mbps	Circuit terms	\$282.99	\$279.44	\$282.99	0.00	\$0.00	0.00	0.00	0.00%	\$0.00
Multiplexing, Per Arrangement DS3 to DS1	Termination	\$837.69	\$827.17	\$837.69	0.00	\$0.00	0.00	0.00	0.00%	\$0.00
Multiplexing, Per Arrangement DS1 to Voice	Termination	\$323.43	\$319.37	\$323.43	0.00	\$0.00	0.00	0.00	0.00%	\$0.00
Customer Node Per Node OC3 155.52 Mbps	Port	\$869.59	\$858.67	\$869.59	0.00	\$0.00	0.00	0.00	0.00%	\$0.00
Customer Node Per Node OC12 622.08 Mbps	Port	\$2,512.17	\$2,480.63	\$2,512.17	0.00	\$0.00	0.00	0.00	0.00%	\$0.00
Customer Premises Port, Per Port OC3 155.52 Mbps	Port	\$285.33	\$281.75	\$285.33	0.00	\$0.00	0.00	0.00	0.00%	\$0.00
Customer Premises Port, Per Port STS-1 51.84 Mbps	Port	\$342.58	\$338.28	\$342.58	0.00	\$0.00	0.00	0.00	0.00%	\$0.00
Customer Premises Port, Per Port DS3 44.736 Mbps	Port	\$342.58	\$338.28	\$342.58	0.00	\$0.00	0.00	0.00	0.00%	\$0.00
Customer Premises Port, Per Port DS1 1.544 Mbps	Port	\$87.82	\$86.72	\$87.82	0.00	\$0.00	0.00	0.00	0.00%	\$0.00
Add/Drop Multiplexing Central Office Port, Per Port DS1 1.544 Mbps	Port	\$70.25	\$69.37	\$70.25	0.00	\$0.00	0.00	0.00	0.00%	\$0.00
Add/Drop Multiplexing Central Office Port, Per Port OC3 155.52 Mbps	Port	\$285.33	\$281.75	\$285.33	0.00	\$0.00	0.00	0.00	0.00%	\$0.00
Add/Drop Multiplexing Central Office Port, Per Port DS3 44.736 Mbps	Port	\$175.67	\$173.46	\$175.67	0.00	\$0.00	0.00	0.00	0.00%	\$0.00
Network Blocking, Per Blocked Call Network Blocking, Per Blocked Call Applies to FGD only	Call	\$0.01660000	\$0.01640000	\$0.01660000	0.00	\$0.00	0.00	0.00	0.00%	\$0.00
ESALT Real Time CoS/QoS, Per ESALT DTF-E1 Facility ESALT 2 Mbps	Facility	\$15.49	\$15.30	\$15.49	0.00	\$0.00	0.00	0.00	0.00%	\$0.00
ESALT Real Time CoS/QoS, Per ESALT DTF-E1 Facility ESALT 10 Mbps	Facility	\$77.50	\$76.53	\$77.50	0.00	\$0.00	0.00	0.00	0.00%	\$0.00
ESALT Real Time CoS/QoS, Per ESALT DTF-E1 Facility ESALT 50 Mbps	Facility	\$241.19	\$238.16	\$241.19	0.00	\$0.00	0.00	0.00	0.00%	\$0.00
ESALT Entrance Facility Protection, Per ESALT Entrance Facility ESALT 2 Mbps	Circuit	\$287.71	\$284.10	\$287.71	0.00	\$0.00	0.00	0.00	0.00%	\$0.00
ESALT Entrance Facility Protection, Per ESALT Entrance Facility ESALT 10 Mbps	Circuit	\$287.71	\$284.10	\$287.71	0.00	\$0.00	0.00	0.00	0.00%	\$0.00
ESALT Entrance Facility Protection, Per ESALT Entrance Facility ESALT 50 Mbps	Circuit	\$287.71	\$284.10	\$287.71	0.00	\$0.00	0.00	0.00	0.00%	\$0.00
Common Channel Signaling Network Connection Signaling Mileage Facility, Per Mile	Mile	\$7.92	\$7.82	\$7.92	0.00	\$0.00	0.00	0.00	0.00%	\$0.00
Common Channel Signaling Network Connection Signaling Mileage Termination, Per Termination	Termination	\$79.50	\$78.50	\$79.50	0.00	\$0.00	0.00	0.00	0.00%	\$0.00
Common Channel Signaling Network Connection Signaling Entrance Facility, Per Facility	Facility	\$152.28	\$150.37	\$152.28	0.00	\$0.00	0.00	0.00	0.00%	\$0.00
Common Channel Signaling Network Connection STP Port, Per Port	Port	\$784.67	\$774.82	\$784.67	0.00	\$0.00	0.00	0.00	0.00%	\$0.00
Terminating Tandem Switched Transport Terminating Tandem Switched Transport Facility	Minutes / Mile	\$0.00043500	\$0.00043000	\$0.00043500	165,664,782.00	\$72,064.18	0.00	0.00	0.00%	\$0.00

Terminating Tandem Switched Transport Terminating Tandem Switched Termination	Minutes	\$0.00226100	\$0.00223300	\$0.00226100	11,102,724.00	\$25,103.26	0.00	0.00	0.00%	\$0.00
Terminating Tandem Switched Transport Terminating Tandem Switching	Minutes	\$0.00570500	\$0.00563300	\$0.00570500	4,214,086.00	\$24,041.36	0.00	0.00	0.00%	\$0.00
Nonrecurring Charges Voice Grade Two Wire	Facility	\$487.01	\$480.90	\$487.01	0.00	\$0.00	0.00	0.00	0.00%	\$0.00
Nonrecurring Charges Voice Grade Four Wire	Facility	\$487.01	\$480.90	\$487.01	0.00	\$0.00	0.00	0.00	0.00%	\$0.00
Nonrecurring Charges High Capacity DS1	Facility	\$357.16	\$352.68	\$357.16	0.00	\$0.00	0.00	0.00	0.00%	\$0.00
Nonrecurring Charges High Capacity DS3	Facility	\$481.61	\$475.56	\$481.61	0.00	\$0.00	0.00	0.00	0.00%	\$0.00
Nonrecurring Charges Synchronous Optical Channel OC3	Facility	\$389.61	\$384.72	\$389.61	0.00	\$0.00	0.00	0.00	0.00%	\$0.00
Nonrecurring Charges Synchronous Optical Channel OC12	Facility	\$389.61	\$384.72	\$389.61	0.00	\$0.00	0.00	0.00	0.00%	\$0.00
Nonrecurring Charges Interim NXX Translation, Per Order	Order	\$238.10	\$235.11	\$238.10	0.00	\$0.00	0.00	0.00	0.00%	\$0.00
Nonrecurring Charges FGC and FGD Conversion of Multifrequency Address Signaling to SS7 Signaling or SS7 Signaling to Multifrequency Address Signaling, per 24 trunks converted or fraction thereof on a per order basis	Order	\$478.36	\$472.35	\$478.36	0.00	\$0.00	0.00	0.00	0.00%	\$0.00
Nonrecurring Charges Trunk Activation, per 24 trunks activated or fraction thereof on a per order basis	Order	\$496.75	\$490.51	\$496.75	0.00	\$0.00	0.00	0.00	0.00%	\$0.00
Nonrecurring Charges Flexible Automatic Number Identification (Flex ANI), per End Office, per CIC	End Office	\$0.00000000	\$0.00000000	\$0.00000000	0.00	\$0.00	0.00	0.00	0.00%	\$0.00
Nonrecurring Charges ESALT 2 Mbps	Facility	\$577.20	\$569.95	\$577.20	0.00	\$0.00	0.00	0.00	0.00%	\$0.00
Nonrecurring Charges ESALT 10 Mbps	Facility	\$577.20	\$569.95	\$577.20	0.00	\$0.00	0.00	0.00	0.00%	\$0.00
Nonrecurring Charges ESALT 50 Mbps	Facility	\$577.20	\$569.95	\$577.20	0.00	\$0.00	0.00	0.00	0.00%	\$0.00
Nonrecurring Charges ESALT Direct Trunked Termination, per ESALT Direct Trunked Termination installed	Order	\$380.27	\$375.50	\$380.27	0.00	\$0.00	0.00	0.00	0.00%	\$0.00
Nonrecurring Charges ESALT Entrance Facility Protection, per ESALT Entrance Facility	Facility	\$583.43	\$576.11	\$583.43	0.00	\$0.00	0.00	0.00	0.00%	\$0.00
						\$121,208.80				\$0.00

© 2022 NECA

Terms of Use | Privacy Policy



Home	Study Area Selection	Main Page	Study Area Data Input Menu	CAF & ARC Output	Historic Reports	Certification	Instructions & Documents	Contact Us	
------	----------------------	-----------	----------------------------	------------------	------------------	---------------	--------------------------	------------	--

Study Area: POLAR COMMUNICATIONS MUTUAL AID CORP (ID: 381630)  
 Holding Company: POLAR COMM. MUTUAL AID (ID: 200000267)



**Access Recovery Charges**

Recalculate ARC Rates & CAF Support revenues

Test Period 2022-23 Pre-True-up View	Test Period 2022-23 Post-True-Up (Filing) View
--------------------------------------	--

Test Period 2022-2023 Post-True-Up (Filing) View										
Exchange/Zone Name	Residential Lines excluding Lifelines	Residential ARC	Residential ARC Revenue	SLB Lines	SLB ARC	SLB ARC Revenue	MLB Lines	MLB ARC	MLB ARC Revenue	Total ARC Revenue
Aneta	104	\$0.00	\$0.00							
Arthur	87	\$0.00	\$0.00							
Brocket	53	\$0.00	\$0.00							
Cavaller	598	\$0.00	\$0.00							
Crystal	87	\$0.00	\$0.00							
Dahlen	23	\$0.00	\$0.00							
Drayton	155	\$0.00	\$0.00							
East Drayton	20	\$0.00	\$0.00							
Edinburg	173	\$0.00	\$0.00							
Fairdale	20	\$0.00	\$0.00							
Galesburg	72	\$0.00	\$0.00							
Hoople	123	\$0.00	\$0.00							
Hunter	94	\$0.00	\$0.00							
Inkster	46	\$0.00	\$0.00							
Lankin	50	\$0.00	\$0.00							
Michigan	84	\$0.00	\$0.00							
Neché	135	\$0.00	\$0.00							
Nekoma	28	\$0.00	\$0.00							
Niagara	68	\$0.00	\$0.00							
Park River	472	\$0.00	\$0.00							
Petersburg	59	\$0.00	\$0.00							
Saint Thomas	100	\$0.00	\$0.00							
<b>Study Area Summary</b>	<b>2651</b>		<b>\$0.00</b>	<b>645</b>	<b>\$3.00</b>	<b>\$23,220.00</b>	<b>898</b>	<b>\$3.00</b>	<b>\$32,328.00</b>	<b>\$55,548.00</b>

© 2022 NECA

[Terms of Use](#) | [Privacy Policy](#)



Home	Study Area Selection	Main Page	Study Area Data Input Menu	CAF & ARC Output	Historic Reports	Certification	Instructions & Documents	Contact Us
------	----------------------	-----------	----------------------------	------------------	------------------	---------------	--------------------------	------------

Study Area: POLAR COMMUNICATIONS MUTUAL AID CORP (ID: 381630)  
 Holding Company: POLAR COMM. MUTUAL AID (ID: 200000267)



**Study Area USAC Reports**

[ [View printer-friendly report](#) ]

Select Report ->

Settlement Type: Cost

CONNECT AMERICA FUND  
 [Data to be provided to USAC/FCC in June 2022 for CAF ICC Purposes]

[View USAC report in Excel](#)

Test Period 7/1/22-6/30/23 Post True-up (Filing) View

Rate-of-Return (ROR) Carrier Revenue Requirement		
1	2011 Interstate Switched Access Revenue Requirement	\$1,462,354
2	FY 2011 Intrastate Terminating Switched Access Revenues	\$503,148
3	FY 2011 Net Reciprocal Compensation Revenues	\$75,747
4	2011 ROR Carrier Base Period Revenue (Line 1 + Line 2 + Line 3)	\$2,041,249
5	ROR Carrier Baseline Adjustment Factor (0.95 ^ 11)	0.568800
6	ROR Carrier Revenue Requirement (Line 4 x Line 5)	\$1,161,062
7	Pool Administration Expenses	\$36,716
8	Total ROR Carrier Revenue Requirement (Line 6 + Line 7)	\$1,197,778
Revenues from Reformed Inter-carrier Compensation (ICC) Rates		
9	Interstate Switched Access Revenues	\$117,242
10	Interstate Allocated Switched Access Revenues#	\$140,370
11	Transitional Intrastate Access Service Revenues	\$40,770
12	Net Transitional Reciprocal Compensation Revenues	\$0
13	Total ICC Revenue (Line 10 + Line 11 + Line 12)	\$181,139
Eligible Recovery		
14	TRS Increment	\$0
15	Regulatory Fees Increment	\$0
16	NANPA Increment	\$0
17	Interstate Local Switching Support for Price Cap Affiliates or Estimated Duplicate LSS Costs in CAF II	\$0
18	Adjustment for Double Recovery or Corrections	(\$43,514)
19	Test Period 20/21 Trueup - Net Impact on Total Eligible Recovery	\$17,565
20	Eligible Recovery (Line 8 - Line 13) + (Line 14 + Line 15 + Line 16 + Line 18 + Line 19) - (Line 17)	\$990,690
Revenues from Access Recovery Charges (ARC)		
21	Residential ARC Revenues	\$0
22	Single Line Business ARC Revenues	\$23,220
23	Multi-Line Business ARC Revenues	\$32,328
24	Total ARC Revenues (Line 21 + Line 22 + Line 23)	\$55,548
Connect America Fund (CAF) ICC Support**		
25	Connect America Fund (CAF) ICC Support (Line 20 - Line 24)	\$935,142
Revised CAF ICC Support with Imputed ARC Revenues for Broadband-Only Loops		
26	ARC Revenue Adjustment following "Second Order on Reconsideration & Clarification" FCC 18-13	\$2,700
27	Adjusted Test Period 2022-2023 CAFICC Support (Line 25 - Line 26)	\$932,442

NOTES:  
 #Per FCC Designation Order, calculated as (Sum of Line 9 for all TS pool participants) \* (Line 1/ Sum of Line 1 for all TS pool participants)  
 \*\*NECA estimate provided for informational purposes only - actual to be calculated by USAC.



Home	Study Area Selection	Main Page	Study Area Data Input Menu	CAF & ARC Output	Historic Reports	Certification	Instructions & Documents	Contact Us	
------	----------------------	-----------	----------------------------	------------------	------------------	---------------	--------------------------	------------	--

Study Area: POLAR COMMUNICATIONS MUTUAL AID CORP (ID: 381630)  
 Holding Company: POLAR COMM. MUTUAL AID (ID: 200000267)



**Historic Toll-Free Originating End Office Rate Data Reports**

Originating End Office Rates	Toll Free Data	Toll Free Routes
------------------------------	----------------	------------------

2022 Originating Rates and Toll Free Data Report ▼

**TY 2022-2023 Toll Free Originating End Office Access Service Rate Calculations**

USOC	Intrastate and Interstate Toll-Free Usage-Based Originating End Office Access Service Rate Elements	Current Interstate Originating Toll-Free End Office Rate	Current Intrastate Originating Toll-Free End Office Rate	Proposed Interstate Originating Toll-Free End Office Rate (1/2 of Current Rates)	Proposed Intrastate Originating Toll-Free End Office Rate (1/2 of Current Rates)
	Originating Local Switching	\$0.043188	\$0.043188	\$0.021594	\$0.021594
	Information surcharge, per 100 originating access minutes	\$0.052800	\$0.052800	\$0.026400	\$0.026400
	Originating Carrier Common Line	\$0.000000	\$0.000000	\$0.000000	\$0.000000
	Originating Transport or Residual Interconnection Charges	\$0.000000	\$0.000000	\$0.000000	\$0.000000


© 2022 NECA

[Terms of Use](#) | [Privacy Policy](#)

TO BE COMPLETED BY AN OFFICER OF THE REPORTING CARRIER

Certification of Officer for Rate-of-Return Carrier Not Seeking Duplicative Recovery


I certify that I am an officer of the reporting carrier and that, to the best of my knowledge, this reporting carrier is not seeking duplicative recovery in the state jurisdiction for any Eligible Recovery subject to the recovery mechanism as per 51.917(d)(vii).

Name of Reporting Carrier				Polar Communications	
Signature of authorized officer				Date	5/18/2022
Printed name of authorized officer		Karl Blake			
Title or position of authorized officer		CEO			
Telephone number of authorized officer:		284-7221 , ext.			
Study Area Code of Reporting Carrier	381630	Filing Due Date for this form (mm/dd/yyyy)	June 16, 2022		
Persons willfully making false statements on this form can be punished by fine or forfeiture under the Communications Act of 1934, 47 U.S.C. §§ 502, 503(b), or fine or imprisonment under Title 18 of the United States Code, 18 U.S.C. § 1001.					

**TO BE COMPLETED BY AN OFFICER OF THE REPORTING CARRIER**

**Certification of Officer for Rate-of-Return Carrier Eligibility for CAF/ICC Recovery**

I certify that I am an officer of the reporting carrier and that, to the best of my knowledge, the reporting carrier on this form certifies that it has complied with Eligible Recovery §51.917(d) and Access Recovery Charge §51.917(e) and is eligible to receive the CAF ICC support requested pursuant to §51.917(f).

Name of Reporting Carrier				Polar Communciations	
Signature of authorized officer				Date	5/18/2022
Printed name of authorized officer		Karl Blake			
Title or position of authorized officer		CEO			
Telephone number of authorized officer:		284,7221 , ext.			
Study Area Code of Reporting Carrier	381630	Filing Due Date for this form (mm/dd/yyyy)	June 16, 2022		
Persons willfully making false statements on this form can be punished by fine or forfeiture under the Communications Act of 1934, 47 U.S.C. §§ 502, 503(b), or fine or imprisonment under Title 18 of the United States Code, 18 U.S.C. § 1001.					

**TO BE COMPLETED BY THE REPORTING CARRIER, IF AN AGENT IS FILING DATA ON THE CARRIER'S BEHALF:**


**Certification of Officer to Authorize an Agent to File Data Reported on Behalf of Reporting Carrier**

I certify that (Name of Agent) National Exchange Carrier Association, Inc. (NECA) is authorized to submit the information reported on behalf of the reporting carrier. I also certify that I am an officer of the reporting carrier; my responsibilities include ensuring the accuracy of the data provided to the Authorized Agent; and, to the best of my knowledge, the actual data provided to the Authorized Agent are accurate.

Name of Authorized Agent National Exchange Carrier Association, Inc. (NECA)

Name of Reporting Carrier Polar Communications

Signature of Authorized Officer



Date 5/18/2022

Printed name of Authorized Officer Karl Blake

Title or position of Authorized Officer CEO

Telephone number of Authorized Officer: 284-7221, ext. \_\_\_\_\_

Study Area Code of Reporting Carrier

381630

Filing Due Date for this form  
(mm/dd/yyyy)


June 16, 2022

Persons willfully making false statements on this form can be punished by fine or forfeiture under the Communications Act of 1934, 47 U.S.C. §§ 502, 503(b), or fine or imprisonment under Title 18 of the United States Code, 18 U.S.C. § 1001.

TO BE COMPLETED BY THE REPORTING CARRIER,

**Certification of Officer as to the Accuracy of the CAF ICC Data Reported**

I certify that I am an officer of the reporting carrier; my responsibilities include ensuring the accuracy of the actual data reported; and, to the best of my knowledge, the information reported on this form is accurate.

Name of Reporting Carrier <b>Polar Communications</b>			
Signature of Authorized Officer 		Date <b>5/18/2022</b>	
Printed name of Authorized Officer <b>Karl Blake</b>			
Title or position of Authorized Officer <b>CEO</b>			
Telephone number of Authorized Officer: <b>284-7221</b> , ext.			
Study Area Code of Reporting Carrier	<b>381630</b>	Filing Due Date for this form (mm/dd/yyyy)	<b>June 16, 2022</b>
Persons willfully making false statements on this form can be punished by fine or forfeiture under the Communications Act of 1934, 47 U.S.C. §§ 502, 503(b), or fine or imprisonment under Title 18 of the United States Code, 18 U.S.C. § 1001.			



Home	Study Area Selection	Main Page	Study Area Data Input Menu	CAF & ARC Output	Historic Reports	Certification	Instructions & Documents	Contact Us	
------	----------------------	-----------	----------------------------	------------------	------------------	---------------	--------------------------	------------	--

Study Area: POLAR COMMUNICATIONS MUTUAL AID CORP (A) (ID: 381614)  
 Holding Company: POLAR COMM. MUTUAL AID (ID: 200000267)



**Intrastate Revenues (FCC TRP exhibit)**

[Download TRP Data in Excel](#)

**Intrastate Revenues**

[View TRP report in Excel](#)

Test Year 2022-2023 Expected Maximum Intrastate Revenue: \$0.00

Col D Rate Element Description	Col E Unit of Demand	Col F 7/1/2022 Intrastate Rate	Col G Test Year 2021- 2022 Current Intrastate Rate	Col H 7/1/2022 Proposed Intrastate Rate	Col I FY 2011 Intrastate Units: Terminating for Non-Dedicated or Originating and Terminating for Dedicated Elements	Col J HPI Intrastate Price- out with 7/1/2022 proposed intrastate rate and FY2011 Demand	Col K FY 2021 Terminating for Non-Dedicated and total for Dedicated Elements	Col L Test Year 2022- 2023 Forecasted Intrastate Units	Col M [(L/K)-(12/21-1)*100] Intrastate Units Growth Rate %	Col N HPI FY 2022-23 Forecasted Intrastate Revenue
Terminating End Office Access Service Terminating End Office, Premium, per access minute	MOU	\$0.00000000	\$0.00000000	\$0.00000000	1,318,263.00	\$0.00	0.00	0.00	0.00%	\$0.00
Terminating End Office Access Service Terminating End Office, Non-Premium, per access minute	MOU	\$0.00000000	\$0.00000000	\$0.00000000	0.00	\$0.00	0.00	0.00	0.00%	\$0.00
Entrance Facility, Per Termination Voice Grade Two Wire	Termination	\$47.57	\$46.97	\$47.57	0.00	\$0.00	0.00	0.00	0.00%	\$0.00
Entrance Facility, Per Termination Voice Grade Four Wire	Termination	\$76.12	\$75.16	\$76.12	0.00	\$0.00	0.00	0.00	0.00%	\$0.00
Entrance Facility, Per Termination High Capacity DS1	Termination	\$231.90	\$228.99	\$231.90	0.00	\$0.00	0.00	0.00	0.00%	\$0.00
Entrance Facility, Per Termination High Capacity DS3	Termination	\$2,117.37	\$2,090.79	\$2,117.37	0.00	\$0.00	0.00	0.00	0.00%	\$0.00
Entrance Facility, Per Termination Synchronous Optical Channel OC3	Termination	\$2,159.08	\$2,131.97	\$2,159.08	0.00	\$0.00	0.00	0.00	0.00%	\$0.00
Entrance Facility, Per Termination Synchronous Optical Channel OC12	Termination	\$2,305.21	\$2,276.27	\$2,305.21	0.00	\$0.00	0.00	0.00	0.00%	\$0.00
Entrance Facility, Per Termination ESALT 2 Mbps	Circuit	\$410.75	\$405.59	\$410.75	0.00	\$0.00	0.00	0.00	0.00%	\$0.00
Entrance Facility, Per Termination ESALT 10 Mbps	Circuit	\$442.70	\$437.14	\$442.70	0.00	\$0.00	0.00	0.00	0.00%	\$0.00
Entrance Facility, Per Termination ESALT 50 Mbps	Circuit	\$573.54	\$566.34	\$573.54	0.00	\$0.00	0.00	0.00	0.00%	\$0.00
Direct Trunked Transport Facility/ Mile Voice Grade - Two Wire & Four Wire	Mile	\$3.39	\$3.35	\$3.39	0.00	\$0.00	0.00	0.00	0.00%	\$0.00
Direct Trunked Transport Facility/ Mile High Capacity DS1	Mile	\$15.89	\$15.69	\$15.89	0.00	\$0.00	0.00	0.00	0.00%	\$0.00
Direct Trunked Transport Facility/ Mile High Capacity DS3	Mile	\$138.41	\$136.67	\$138.41	0.00	\$0.00	0.00	0.00	0.00%	\$0.00
Direct Trunked Transport Facility/ Mile Synchronous Optical Channel OC3	Mile	\$148.15	\$146.29	\$148.15	0.00	\$0.00	0.00	0.00	0.00%	\$0.00
Direct Trunked Transport Facility/ Mile Synchronous Optical Channel OC12	Mile	\$185.93	\$183.60	\$185.93	0.00	\$0.00	0.00	0.00	0.00%	\$0.00
Direct Trunked Transport Facility/ Mile ESALT 2 Mbps DTF-E1	Circuit Miles	\$46.79	\$46.20	\$46.79	0.00	\$0.00	0.00	0.00	0.00%	\$0.00
Direct Trunked Transport Facility/ Mile ESALT 2 Mbps DTF-E2	Circuit Miles	\$31.20	\$30.81	\$31.20	0.00	\$0.00	0.00	0.00	0.00%	\$0.00
Direct Trunked Transport Facility/ Mile ESALT 2 Mbps DTF-E3	Circuit Miles	\$80.59	\$79.58	\$80.59	0.00	\$0.00	0.00	0.00	0.00%	\$0.00
Direct Trunked Transport Facility/ Mile ESALT 2 Mbps DTF-E4	Circuit Miles	\$134.93	\$133.24	\$134.93	0.00	\$0.00	0.00	0.00	0.00%	\$0.00
Direct Trunked Transport Facility/ Mile ESALT 10 Mbps DTF-E1	Circuit Miles	\$118.66	\$117.17	\$118.66	0.00	\$0.00	0.00	0.00	0.00%	\$0.00
Direct Trunked Transport Facility/ Mile ESALT 10 Mbps DTF-E2	Circuit Miles	\$71.20	\$70.31	\$71.20	0.00	\$0.00	0.00	0.00	0.00%	\$0.00
Direct Trunked Transport Facility/ Mile ESALT 10 Mbps DTF-E3	Circuit Miles	\$202.85	\$200.30	\$202.85	0.00	\$0.00	0.00	0.00	0.00%	\$0.00
Direct Trunked Transport Facility/ Mile ESALT 10 Mbps DTF-E4	Circuit Miles	\$416.06	\$410.84	\$416.06	0.00	\$0.00	0.00	0.00	0.00%	\$0.00
Direct Trunked Transport Facility/ Mile ESALT 50 Mbps DTF-E1	Circuit Miles	\$332.24	\$328.07	\$332.24	0.00	\$0.00	0.00	0.00	0.00%	\$0.00
Direct Trunked Transport Facility/ Mile ESALT 50 Mbps DTF-E2	Circuit Miles	\$221.51	\$218.73	\$221.51	0.00	\$0.00	0.00	0.00	0.00%	\$0.00
Direct Trunked Transport Facility/ Mile ESALT 50 Mbps DTF-E3	Circuit Miles	\$662.50	\$654.18	\$662.50	0.00	\$0.00	0.00	0.00	0.00%	\$0.00
Direct Trunked Transport Facility/ Mile ESALT 50 Mbps DTF-E4	Circuit Miles	\$1,180.67	\$1,165.85	\$1,180.67	0.00	\$0.00	0.00	0.00	0.00%	\$0.00
Direct Trunked Transport Facility/Termination Voice Grade - Two Wire & Four Wire	Termination	\$34.06	\$33.63	\$34.06	0.00	\$0.00	0.00	0.00	0.00%	\$0.00
Direct Trunked Transport Facility/Termination High Capacity DS1	Termination	\$82.43	\$81.40	\$82.43	0.00	\$0.00	0.00	0.00	0.00%	\$0.00
Direct Trunked Transport Facility/Termination High Capacity DS3	Termination	\$529.32	\$522.67	\$529.32	0.00	\$0.00	0.00	0.00	0.00%	\$0.00
Direct Trunked Transport Facility/Termination Synchronous Optical Channel OC3	Termination	\$551.15	\$544.23	\$551.15	0.00	\$0.00	0.00	0.00	0.00%	\$0.00
Direct Trunked Transport Facility/Termination Synchronous Optical Channel OC12	Termination	\$1,200.03	\$1,184.96	\$1,200.03	0.00	\$0.00	0.00	0.00	0.00%	\$0.00
Direct Trunked Transport Facility/Termination ESALT 2 Mbps	Circuit terms	\$109.20	\$107.83	\$109.20	0.00	\$0.00	0.00	0.00	0.00%	\$0.00
Direct Trunked Transport Facility/Termination ESALT 10 Mbps	Circuit terms	\$133.50	\$131.82	\$133.50	0.00	\$0.00	0.00	0.00	0.00%	\$0.00
Direct Trunked Transport Facility/Termination ESALT 50 Mbps	Circuit terms	\$163.15	\$161.10	\$163.15	0.00	\$0.00	0.00	0.00	0.00%	\$0.00
Multiplexing, Per Arrangement DS3 to DS1	Termination	\$482.96	\$476.90	\$482.96	0.00	\$0.00	0.00	0.00	0.00%	\$0.00
Multiplexing, Per Arrangement DS1 to Voice	Termination	\$186.46	\$184.12	\$186.46	0.00	\$0.00	0.00	0.00	0.00%	\$0.00
Customer Node Per Node OC3 155.52 Mbps	Port	\$501.35	\$495.06	\$501.35	0.00	\$0.00	0.00	0.00	0.00%	\$0.00
Customer Node Per Node OC12 622.08 Mbps	Port	\$1,448.36	\$1,430.18	\$1,448.36	0.00	\$0.00	0.00	0.00	0.00%	\$0.00
Customer Premises Port, Per Port OC3 155.52 Mbps	Port	\$164.52	\$162.45	\$164.52	0.00	\$0.00	0.00	0.00	0.00%	\$0.00
Customer Premises Port, Per Port STS-1 51.84 Mbps	Port	\$197.52	\$195.04	\$197.52	0.00	\$0.00	0.00	0.00	0.00%	\$0.00
Customer Premises Port, Per Port DS3 44.736 Mbps	Port	\$50.61	\$49.97	\$50.61	0.00	\$0.00	0.00	0.00	0.00%	\$0.00
Customer Premises Port, Per Port DS1 1.544 Mbps	Port	\$40.51	\$40.00	\$40.51	0.00	\$0.00	0.00	0.00	0.00%	\$0.00
Add/Drop Multiplexing Central Office Port, Per Port OC3 155.52 Mbps	Port	\$164.52	\$162.45	\$164.52	0.00	\$0.00	0.00	0.00	0.00%	\$0.00
Add/Drop Multiplexing Central Office Port, Per Port DS3 44.736 Mbps	Port	\$101.29	\$100.02	\$101.29	0.00	\$0.00	0.00	0.00	0.00%	\$0.00
Network Blocking, Per Blocked Call Network Blocking, Per Blocked Call, Applies to FGD only	Call	\$0.01660000	\$0.01640000	\$0.01660000	0.00	\$0.00	0.00	0.00	0.00%	\$0.00
ESALT Real Time CoS/QoS, Per ESALT DTF-E1 Facility ESALT 2 Mbps	Facility	\$8.94	\$8.83	\$8.94	0.00	\$0.00	0.00	0.00	0.00%	\$0.00
ESALT Real Time CoS/QoS, Per ESALT DTF-E1 Facility ESALT 10 Mbps	Facility	\$44.69	\$44.13	\$44.69	0.00	\$0.00	0.00	0.00	0.00%	\$0.00
ESALT Real Time CoS/QoS, Per ESALT DTF-E1 Facility ESALT 50 Mbps	Facility	\$139.10	\$137.35	\$139.10	0.00	\$0.00	0.00	0.00	0.00%	\$0.00
ESALT Entrance Facility Protection, Per ESALT Entrance Facility ESALT 2 Mbps	Circuit	\$287.71	\$284.10	\$287.71	0.00	\$0.00	0.00	0.00	0.00%	\$0.00
ESALT Entrance Facility Protection, Per ESALT Entrance Facility ESALT 10 Mbps	Circuit	\$287.71	\$284.10	\$287.71	0.00	\$0.00	0.00	0.00	0.00%	\$0.00
ESALT Entrance Facility Protection, Per ESALT Entrance Facility ESALT 50 Mbps	Circuit	\$287.71	\$284.10	\$287.71	0.00	\$0.00	0.00	0.00	0.00%	\$0.00
Common Channel Signaling Network Connection Signaling Mileage Facility, Per Mile	Mile	\$4.56	\$4.50	\$4.56	0.00	\$0.00	0.00	0.00	0.00%	\$0.00
Common Channel Signaling Network Connection Signaling Mileage Termination, Per Termination	Termination	\$45.84	\$45.26	\$45.84	0.00	\$0.00	0.00	0.00	0.00%	\$0.00
Common Channel Signaling Network Connection Signaling Entrance Facility, Per Facility	Facility	\$87.79	\$86.69	\$87.79	0.00	\$0.00	0.00	0.00	0.00%	\$0.00
Common Channel Signaling Network Connection STP Port, Per Port	Port	\$452.39	\$446.71	\$452.39	0.00	\$0.00	0.00	0.00	0.00%	\$0.00
Terminating Tandem Switched Transport Terminating Tandem Switched Transport Facility	Minutes / Mile	\$0.00043500	\$0.00043000	\$0.00043500	39,478,612.00	\$17,173.20	0.00	0.00	0.00%	\$0.00
Terminating Tandem Switched Transport Terminating Tandem Switched	Minutes	\$0.00226100	\$0.00223300	\$0.00226100	3,229,856.00	\$7,302.70	0.00	0.00	0.00%	\$0.00

Termination											
Terminating Tandem Switched Transport Terminating Tandem Switching	Minutes	\$0.00570500	\$0.00562300	\$0.00570500	1,318,264.00	\$7,520.70	0.00	0.00	0.00%	\$0.00	
Nonrecurring Charges Voice Grade Two Wire	Facility	\$487.01	\$480.90	\$487.01	0.00	\$0.00	0.00	0.00	0.00%	\$0.00	
Nonrecurring Charges Voice Grade Four Wire	Facility	\$487.01	\$480.90	\$487.01	0.00	\$0.00	0.00	0.00	0.00%	\$0.00	
Nonrecurring Charges High Capacity DS1	Facility	\$357.16	\$352.68	\$357.16	0.00	\$0.00	0.00	0.00	0.00%	\$0.00	
Nonrecurring Charges High Capacity DS3	Facility	\$481.61	\$475.56	\$481.61	0.00	\$0.00	0.00	0.00	0.00%	\$0.00	
Nonrecurring Charges Synchronous Optical Channel OC3	Facility	\$389.61	\$384.72	\$389.61	0.00	\$0.00	0.00	0.00	0.00%	\$0.00	
Nonrecurring Charges Synchronous Optical Channel OC12	Facility	\$389.61	\$384.72	\$389.61	0.00	\$0.00	0.00	0.00	0.00%	\$0.00	
Nonrecurring Charges Interim NXX Translation, Per Order	Order	\$238.10	\$235.11	\$238.10	0.00	\$0.00	0.00	0.00	0.00%	\$0.00	
Nonrecurring Charges FGC and FGD Conversion of Multifrequency Address Signaling to SS7 Signaling or SS7 Signaling to Multifrequency Address Signaling, per 24 trunks converted or fraction thereof on a per order basis	Order	\$478.36	\$472.35	\$478.36	0.00	\$0.00	0.00	0.00	0.00%	\$0.00	
Nonrecurring Charges Trunk Activation, per 24 trunks activated or fraction thereof on a per order basis	Order	\$496.75	\$490.51	\$496.75	0.00	\$0.00	0.00	0.00	0.00%	\$0.00	
Nonrecurring Charges Flexible Automatic Number Identification (Flex ANI), per End Office, per CIC	End Office	\$0.00000000	\$0.00000000	\$0.00000000	0.00	\$0.00	0.00	0.00	0.00%	\$0.00	
Nonrecurring Charges ESALT 2 Mbps	Facility	\$577.20	\$569.95	\$577.20	0.00	\$0.00	0.00	0.00	0.00%	\$0.00	
Nonrecurring Charges ESALT 10 Mbps	Facility	\$577.20	\$569.95	\$577.20	0.00	\$0.00	0.00	0.00	0.00%	\$0.00	
Nonrecurring Charges ESALT 50 Mbps	Facility	\$577.20	\$569.95	\$577.20	0.00	\$0.00	0.00	0.00	0.00%	\$0.00	
Nonrecurring Charges ESALT Direct Trunked Termination, per ESALT Direct Trunked Termination installed	Order	\$380.27	\$375.50	\$380.27	0.00	\$0.00	0.00	0.00	0.00%	\$0.00	
Nonrecurring Charges ESALT Entrance Facility Protection, per ESALT Entrance Facility	Facility	\$583.43	\$576.11	\$583.43	0.00	\$0.00	0.00	0.00	0.00%	\$0.00	
						\$31,896.60				\$0.00	

© 2022 NECA

Terms of Use | Privacy Policy



Home	Study Area Selection	Main Page	Study Area Data Input Menu	CAF & ARC Output	Historic Reports	Certification	Instructions & Documents	Contact Us	
------	----------------------	-----------	----------------------------	------------------	------------------	---------------	--------------------------	------------	--

Study Area: POLAR COMMUNICATIONS MUTUAL AID CORP (A) (ID: 381614)  
 Holding Company: POLAR COMM. MUTUAL AID (ID: 200000267)



**Access Recovery Charges**

Recalculate ARC Rates & CAF Support revenues

Test Period 2022-23 Pre-True-up View		Test Period 2022-23 Post-True-Up (Filing) View								
<b>Test Period 2022-2023 Post-True-Up (Filing) View</b>										
Exchange/Zone Name	Residential Lines excluding Lifelines	Residential ARC	Residential ARC Revenue	SLB Lines	SLB ARC	SLB ARC Revenue	MLB Lines	MLB ARC	MLB ARC Revenue	Total ARC Revenue
Adams	57	\$0.00	\$0.00							
Edmore	89	\$0.00	\$0.00							
Fordville	58	\$0.00	\$0.00							
Gilby	75	\$0.00	\$0.00							
Lakota	177	\$0.00	\$0.00							
Pembina	130	\$0.00	\$0.00							
Saint Vincent	20	\$0.00	\$0.00							
<b>Study Area Summary</b>	<b>606</b>		<b>\$0.00</b>	<b>135</b>	<b>\$3.00</b>	<b>\$4,860.00</b>	<b>344</b>	<b>\$3.00</b>	<b>\$12,384.00</b>	<b>\$17,244.00</b>

© 2022 NECA

[Terms of Use](#) | [Privacy Policy](#)



Home	Study Area Selection	Main Page	Study Area Data Input Menu	CAF & ARC Output	Historic Reports	Certification	Instructions & Documents	Contact Us
------	----------------------	-----------	----------------------------	------------------	------------------	---------------	--------------------------	------------

Study Area: POLAR COMMUNICATIONS MUTUAL AID CORP (A) (ID: 381614)  
 Holding Company: POLAR COMM. MUTUAL AID (ID: 200000267)



**Study Area USAC Reports**

[ [View printer-friendly report](#) ]

Select Report ->

Settlement Type: Average Schedule

CONNECT AMERICA FUND  
 [Data to be provided to USAC/FCC in June 2022 for CAF ICC Purposes]

[View USAC report in Excel](#)

Test Period 7/1/22-6/30/23 Post True-up (Filing) View

Rate-of-Return (ROR) Carrier Revenue Requirement		
1	2011 Interstate Switched Access Revenue Requirement	\$315,086
2	FY 2011 Intrastate Terminating Switched Access Revenues	\$177,989
3	FY 2011 Net Reciprocal Compensation Revenues	\$20,956
4	2011 ROR Carrier Base Period Revenue (Line 1 + Line 2 + Line 3)	\$514,031
5	ROR Carrier Baseline Adjustment Factor (0.95 ^ 11)	0.568800
6	ROR Carrier Revenue Requirement (Line 4 x Line 5)	\$292,381
7	Pool Administration Expenses	\$9,619
8	Total ROR Carrier Revenue Requirement (Line 6 + Line 7)	\$302,000
Revenues from Reformed Inter-carrier Compensation (ICC) Rates		
9	Interstate Switched Access Revenues	\$80,472
10	Interstate Allocated Switched Access Revenues#	\$30,245
11	Transitional Intrastate Access Service Revenues	\$8,704
12	Net Transitional Reciprocal Compensation Revenues	\$0
13	Total ICC Revenue (Line 10 + Line 11 + Line 12)	\$38,948
Eligible Recovery		
14	TRS Increment	\$0
15	Regulatory Fees Increment	\$0
16	NANPA Increment	\$0
17	Interstate Local Switching Support for Price Cap Affiliates or Estimated Duplicate LSS Costs in CAF II	\$0
18	Adjustment for Double Recovery or Corrections	\$0
19	Test Period 20/21 Trueup - Net Impact on Total Eligible Recovery	\$3,047
20	Eligible Recovery (Line 8 - Line 13) + (Line 14 + Line 15 + Line 16 + Line 18 + Line 19) - (Line 17)	\$266,099
Revenues from Access Recovery Charges (ARC)		
21	Residential ARC Revenues	\$0
22	Single Line Business ARC Revenues	\$4,860
23	Multi-Line Business ARC Revenues	\$12,384
24	Total ARC Revenues (Line 21 + Line 22 + Line 23)	\$17,244
Connect America Fund (CAF) ICC Support**		
25	Connect America Fund (CAF) ICC Support (Line 20 - Line 24)	\$248,855
Revised CAF ICC Support with Imputed ARC Revenues for Broadband-Only Loops		
26	ARC Revenue Adjustment following "Second Order on Reconsideration & Clarification" FCC 18-13	\$540
27	Adjusted Test Period 2022-2023 CAFICC Support (Line 25 - Line 26)	\$248,315

NOTES:  
 #Per FCC Designation Order, calculated as (Sum of Line 9 for all TS pool participants) \* (Line 1 / Sum of Line 1 for all TS pool participants)  
 \*\*NECA estimate provided for informational purposes only - actual to be calculated by USAC.



Home	Study Area Selection	Main Page	Study Area Data Input Menu	CAF & ARC Output	Historic Reports	Certification	Instructions & Documents	Contact Us	
------	----------------------	-----------	----------------------------	------------------	------------------	---------------	--------------------------	------------	--

Study Area: POLAR COMMUNICATIONS MUTUAL AID CORP (A) (ID: 381614)  
 Holding Company: POLAR COMM. MUTUAL AID (ID: 20000267)



**Historic Toll-Free Originating End Office Rate Data Reports**

Originating End Office Rates	Toll Free Data	Toll Free Routes			
2022 Originating Rates and Toll Free Data Report ▼ <b>TY 2022-2023 Toll Free Originating End Office Access Service Rate Calculations</b>					
USOC	Intrastate and Interstate Toll-Free Usage-Based Originating End Office Access Service Rate Elements	Current Interstate Originating Toll-Free End Office Rate	Current Intrastate Originating Toll-Free End Office Rate	Proposed Interstate Originating Toll-Free End Office Rate (1/2 of Current Rates)	Proposed Intrastate Originating Toll-Free End Office Rate (1/2 of Current Rates)
	Originating Local Switching	\$0.033590	\$0.033590	\$0.016795	\$0.016795
	Information surcharge, per 100 originating access minutes	\$0.052800	\$0.052800	\$0.026400	\$0.026400
	Originating Carrier Common Line	\$0.000000	\$0.000000	\$0.000000	\$0.000000
	Originating Transport or Residual Interconnection Charges	\$0.000000	\$0.000000	\$0.000000	\$0.000000

© 2022 NECA

[Terms of Use](#) | [Privacy Policy](#)

TO BE COMPLETED BY AN OFFICER OF THE REPORTING CARRIER

Certification of Officer for Rate-of-Return Carrier Not Seeking Duplicative Recovery

I certify that I am an officer of the reporting carrier and that, to the best of my knowledge, this reporting carrier is not seeking duplicative recovery in the state jurisdiction for any Eligible Recovery subject to the recovery mechanism as per 51.917(d)(vii).

Name of Reporting Carrier Polar Communications

Signature of authorized officer



Date

5/18/2022

Printed name of authorized officer

Karl Blake

Title or position of authorized officer

CEO

Telephone number of authorized officer: 284-7221, ext.

Study Area Code of Reporting Carrier

381614

Filing Due Date for this form  
(mm/dd/yyyy)


June 16, 2022

Persons willfully making false statements on this form can be punished by fine or forfeiture under the Communications Act of 1934, 47 U.S.C. §§ 502, 503(b), or fine or imprisonment under Title 18 of the United States Code, 18 U.S.C. § 1001.

TO BE COMPLETED BY THE REPORTING CARRIER,

Certification of Officer as to the Accuracy of the CAF ICC Data Reported

I certify that I am an officer of the reporting carrier; my responsibilities include ensuring the accuracy of the actual data reported; and, to the best of my knowledge, the information reported on this form is accurate.


Name of Reporting Carrier Polar Communications			
Signature of Authorized Officer 	Date 5/18/2022		
Printed name of Authorized Officer Karl Blake			
Title or position of Authorized Officer CEO			
Telephone number of Authorized Officer: (284-7221, ext. _____)			
Study Area Code of Reporting Carrier	381614	Filing Due Date for this form (mm/dd/yyyy)	June 16, 2022

Persons willfully making false statements on this form can be punished by fine or forfeiture under the Communications Act of 1934, 47 U.S.C. §§ 502, 503(b), or fine or imprisonment under Title 18 of the United States Code, 18 U.S.C. § 1001.

**TO BE COMPLETED BY THE REPORTING CARRIER, IF AN AGENT IS FILING DATA ON THE CARRIER'S BEHALF:**

**Certification of Officer to Authorize an Agent to File Data Reported on Behalf of Reporting Carrier**


I certify that (Name of Agent) National Exchange Carrier Association, Inc. (NECA) is authorized to submit the information reported on behalf of the reporting carrier. I also certify that I am an officer of the reporting carrier; my responsibilities include ensuring the accuracy of the data provided to the Authorized Agent; and, to the best of my knowledge, the actual data provided to the Authorized Agent are accurate.

Name of Authorized Agent <u>National Exchange Carrier Association, Inc. (NECA)</u>			
Name of Reporting Carrier <u>Polar Communications</u>			
Signature of Authorized Officer 			Date <u>5/18/2022</u>
Printed name of Authorized Officer <u>Karl Blake</u>			
Title or position of Authorized Officer <u>CEO</u>			
Telephone number of Authorized Officer: <u>284-7221</u> , ext. _____			
Study Area Code of Reporting Carrier	<u>381614</u>	Filing Due Date for this form (mm/dd/yyyy)	<u>June 16, 2022</u>
Persons willfully making false statements on this form can be punished by fine or forfeiture under the Communications Act of 1934, 47 U.S.C. §§ 502, 503(b), or fine or imprisonment under Title 18 of the United States Code, 18 U.S.C. § 1001.			

TO BE COMPLETED BY AN OFFICER OF THE REPORTING CARRIER

Certification of Officer for Rate-of-Return Carrier Eligibility for CAF/ICC Recovery

I certify that I am an officer of the reporting carrier and that, to the best of my knowledge, the reporting carrier on this form certifies that it has complied with Eligible Recovery §51.917(d) and Access Recovery Charge §51.917(e) and is eligible to receive the CAF ICC support requested pursuant to §51.917(f).

Name of Reporting Carrier <b>Polar Communciations</b>			
Signature of authorized officer		Date	<b>5/18/2022</b>
Printed name of authorized officer	<b>Karl Blake</b>		
Title or position of authorized officer	<b>CEO</b>		
Telephone number of authorized officer:	<b>284,7221</b>	, ext.	
Study Area Code of Reporting Carrier	<b>381614</b>	Filing Due Date for this form (mm/dd/yyyy)	<b>June 16, 2022</b>
Persons willfully making false statements on this form can be punished by fine or forfeiture under the Communications Act of 1934, 47 U.S.C. §§ 502, 503(b), or fine or Imprisonment under Title 18 of the United States Code, 18 U.S.C. § 1001.			



Home	Study Area Selection	Main Page	Study Area Data Input Menu	CAF & ARC Output	Historic Reports	Certification	Instructions & Documents	Contact Us
------	----------------------	-----------	----------------------------	------------------	------------------	---------------	--------------------------	------------

Study Area: WOLVERTON TEL. CO. (ID: 381509)  
 Holding Company: POLAR COMM. MUTUAL AID (ID: 200000267)



**Intrastate Revenues (FCC TRP exhibit)**

[Download TRP Data in Excel](#)

**Intrastate Revenues**

[View TRP report in Excel](#)

Test Year 2022-2023 Expected Maximum Intrastate Revenue: \$0.00

Col D Rate Element Description	Col E Unit of Demand	Col F 7/1/2022 Interstate Rate	Col G Test Year 2021-2022 Current Intrastate Rate	Col H 7/1/2022 Proposed Intrastate Rate	Col I FY 2011 Intrastate Units: Terminating for Non-Dedicated or Originating and Terminating for Dedicated Elements	Col J Intrastate Price-out with 7/1/2022 proposed intrastate rate and FY2011 Demand	Col K FY 2021 Intrastate Units: Terminating for Non-Dedicated and total for Dedicated Elements	Col L Test Year 2022-2023 Forecasted Intrastate Units	Col M [(L/K)-(12/21)-1]*100 Intrastate Units Growth Rate %	Col N FY 2022-23 Forecasted Intrastate Revenue
Terminating End Office Access Service Terminating End Office, Premium, per access minute	MOU	\$0.00000000	\$0.00000000	\$0.00000000	91,777.00	\$0.00	0.00	0.00	0.00%	\$0.00
Terminating End Office Access Service Terminating End Office, Non-Premium, per access minute	MOU	\$0.00000000	\$0.00000000	\$0.00000000	0.00	\$0.00	0.00	0.00	0.00%	\$0.00
Entrance Facility, Per Termination Voice Grade Two Wire	Termination	\$82.51	\$81.47	\$82.51	0.00	\$0.00	0.00	0.00	0.00%	\$0.00
Entrance Facility, Per Termination Voice Grade Four Wire	Termination	\$132.03	\$130.37	\$132.03	0.00	\$0.00	0.00	0.00	0.00%	\$0.00
Entrance Facility, Per Termination High Capacity DS1	Termination	\$402.22	\$397.17	\$402.22	0.00	\$0.00	0.00	0.00	0.00%	\$0.00
Entrance Facility, Per Termination High Capacity DS3	Termination	\$3,672.60	\$3,626.49	\$3,672.60	0.00	\$0.00	0.00	0.00	0.00%	\$0.00
Entrance Facility, Per Termination Synchronous Optical Channel OC3	Termination	\$3,744.95	\$3,697.93	\$3,744.95	0.00	\$0.00	0.00	0.00	0.00%	\$0.00
Entrance Facility, Per Termination Synchronous Optical Channel OC12	Termination	\$3,998.39	\$3,948.19	\$3,998.39	0.00	\$0.00	0.00	0.00	0.00%	\$0.00
Entrance Facility, Per Termination ESALT 2 Mbps	Circuit	\$712.41	\$703.47	\$712.41	0.00	\$0.00	0.00	0.00	0.00%	\$0.00
Entrance Facility, Per Termination ESALT 10 Mbps	Circuit	\$767.84	\$758.20	\$767.84	0.00	\$0.00	0.00	0.00	0.00%	\$0.00
Entrance Facility, Per Termination ESALT 50 Mbps	Circuit	\$994.79	\$982.30	\$994.79	0.00	\$0.00	0.00	0.00	0.00%	\$0.00
Direct Trunked Transport Facility/ Mile Voice Grade - Two Wire & Four Wire	Mile	\$5.86	\$5.79	\$5.86	0.00	\$0.00	0.00	0.00	0.00%	\$0.00
Direct Trunked Transport Facility/ Mile High Capacity DS1	Mile	\$27.57	\$27.22	\$27.57	0.00	\$0.00	0.00	0.00	0.00%	\$0.00
Direct Trunked Transport Facility/ Mile High Capacity DS3	Mile	\$240.05	\$237.04	\$240.05	0.00	\$0.00	0.00	0.00	0.00%	\$0.00
Direct Trunked Transport Facility/ Mile Synchronous Optical Channel OC3	Mile	\$256.97	\$253.74	\$256.97	0.00	\$0.00	0.00	0.00	0.00%	\$0.00
Direct Trunked Transport Facility/ Mile Synchronous Optical Channel OC12	Mile	\$322.54	\$318.49	\$322.54	0.00	\$0.00	0.00	0.00	0.00%	\$0.00
Direct Trunked Transport Facility/ Mile ESALT 2 Mbps DTF-E1	Circuit Miles	\$81.17	\$80.15	\$81.17	0.00	\$0.00	0.00	0.00	0.00%	\$0.00
Direct Trunked Transport Facility/ Mile ESALT 2 Mbps DTF-E2	Circuit Miles	\$54.12	\$53.44	\$54.12	0.00	\$0.00	0.00	0.00	0.00%	\$0.00
Direct Trunked Transport Facility/ Mile ESALT 2 Mbps DTF-E3	Circuit Miles	\$80.59	\$79.58	\$80.59	0.00	\$0.00	0.00	0.00	0.00%	\$0.00
Direct Trunked Transport Facility/ Mile ESALT 2 Mbps DTF-E4	Circuit Miles	\$134.93	\$133.24	\$134.93	0.00	\$0.00	0.00	0.00	0.00%	\$0.00
Direct Trunked Transport Facility/ Mile ESALT 10 Mbps DTF-E1	Circuit Miles	\$205.81	\$203.23	\$205.81	0.00	\$0.00	0.00	0.00	0.00%	\$0.00
Direct Trunked Transport Facility/ Mile ESALT 10 Mbps DTF-E2	Circuit Miles	\$123.51	\$121.96	\$123.51	0.00	\$0.00	0.00	0.00	0.00%	\$0.00
Direct Trunked Transport Facility/ Mile ESALT 10 Mbps DTF-E3	Circuit Miles	\$202.85	\$200.30	\$202.85	0.00	\$0.00	0.00	0.00	0.00%	\$0.00
Direct Trunked Transport Facility/ Mile ESALT 10 Mbps DTF-E4	Circuit Miles	\$416.06	\$410.84	\$416.06	0.00	\$0.00	0.00	0.00	0.00%	\$0.00
Direct Trunked Transport Facility/ Mile ESALT 50 Mbps DTF-E1	Circuit Miles	\$576.27	\$569.04	\$576.27	0.00	\$0.00	0.00	0.00	0.00%	\$0.00
Direct Trunked Transport Facility/ Mile ESALT 50 Mbps DTF-E2	Circuit Miles	\$384.20	\$379.38	\$384.20	0.00	\$0.00	0.00	0.00	0.00%	\$0.00
Direct Trunked Transport Facility/ Mile ESALT 50 Mbps DTF-E3	Circuit Miles	\$662.50	\$654.18	\$662.50	0.00	\$0.00	0.00	0.00	0.00%	\$0.00
Direct Trunked Transport Facility/ Mile ESALT 50 Mbps DTF-E4	Circuit Miles	\$1,180.67	\$1,165.85	\$1,180.67	0.00	\$0.00	0.00	0.00	0.00%	\$0.00
Direct Trunked Transport Facility/Termination Voice Grade - Two Wire & Four Wire	Termination	\$59.06	\$58.32	\$59.06	0.00	\$0.00	0.00	0.00	0.00%	\$0.00
Direct Trunked Transport Facility/Termination High Capacity DS1	Termination	\$142.97	\$141.18	\$142.97	0.00	\$0.00	0.00	0.00	0.00%	\$0.00
Direct Trunked Transport Facility/Termination High Capacity DS3	Termination	\$918.14	\$906.61	\$918.14	0.00	\$0.00	0.00	0.00	0.00%	\$0.00
Direct Trunked Transport Facility/Termination Synchronous Optical Channel OC3	Termination	\$955.96	\$943.96	\$955.96	0.00	\$0.00	0.00	0.00	0.00%	\$0.00
Direct Trunked Transport Facility/Termination Synchronous Optical Channel OC12	Termination	\$2,081.42	\$2,055.29	\$2,081.42	0.00	\$0.00	0.00	0.00	0.00%	\$0.00
Direct Trunked Transport Facility/Termination ESALT 2 Mbps	Circuit terms	\$189.40	\$187.02	\$189.40	0.00	\$0.00	0.00	0.00	0.00%	\$0.00
Direct Trunked Transport Facility/Termination ESALT 10 Mbps	Circuit terms	\$231.55	\$228.64	\$231.55	0.00	\$0.00	0.00	0.00	0.00%	\$0.00
Direct Trunked Transport Facility/Termination ESALT 50 Mbps	Circuit terms	\$282.99	\$279.44	\$282.99	0.00	\$0.00	0.00	0.00	0.00%	\$0.00
Multiplexing, Per Arrangement DS3 to DS1	Termination	\$837.69	\$827.17	\$837.69	0.00	\$0.00	0.00	0.00	0.00%	\$0.00
Multiplexing, Per Arrangement DS1 to Voice	Termination	\$323.43	\$319.37	\$323.43	0.00	\$0.00	0.00	0.00	0.00%	\$0.00
Customer Node Per Node OC3 155.52 Mbps	Port	\$869.59	\$858.67	\$869.59	0.00	\$0.00	0.00	0.00	0.00%	\$0.00
Customer Node Per Node OC12 622.08 Mbps	Port	\$2,512.17	\$2,480.63	\$2,512.17	0.00	\$0.00	0.00	0.00	0.00%	\$0.00
Customer Premises Port, Per Port OC3 155.52 Mbps	Port	\$285.33	\$281.75	\$285.33	0.00	\$0.00	0.00	0.00	0.00%	\$0.00
Customer Premises Port, Per Port STS-1 51.84 Mbps	Port	\$342.58	\$338.28	\$342.58	0.00	\$0.00	0.00	0.00	0.00%	\$0.00
Customer Premises Port, Per Port DS3 44.736 Mbps	Port	\$342.58	\$338.28	\$342.58	0.00	\$0.00	0.00	0.00	0.00%	\$0.00
Customer Premises Port, Per Port DS1 1.544 Mbps	Port	\$87.82	\$86.72	\$87.82	0.00	\$0.00	0.00	0.00	0.00%	\$0.00
Add/Drop Multiplexing Central Office Port, Per Port DS1 1.544 Mbps	Port	\$70.25	\$69.37	\$70.25	0.00	\$0.00	0.00	0.00	0.00%	\$0.00
Add/Drop Multiplexing Central Office Port, Per Port OC3 155.52 Mbps	Port	\$285.33	\$281.75	\$285.33	0.00	\$0.00	0.00	0.00	0.00%	\$0.00
Add/Drop Multiplexing Central Office Port, Per Port DS3 44.736 Mbps	Port	\$175.67	\$173.46	\$175.67	0.00	\$0.00	0.00	0.00	0.00%	\$0.00
Network Blocking, Per Blocked Call Network Blocking, Per Blocked Call, Applies to FGD only	Call	\$0.01660000	\$0.01640000	\$0.01660000	0.00	\$0.00	0.00	0.00	0.00%	\$0.00
ESALT Real Time CoS/QoS, Per ESALT DTF-E1 Facility ESALT 2 Mbps	Facility	\$15.49	\$15.30	\$15.49	0.00	\$0.00	0.00	0.00	0.00%	\$0.00
ESALT Real Time CoS/QoS, Per ESALT DTF-E1 Facility ESALT 10 Mbps	Facility	\$77.50	\$76.53	\$77.50	0.00	\$0.00	0.00	0.00	0.00%	\$0.00
ESALT Real Time CoS/QoS, Per ESALT DTF-E1 Facility ESALT 50 Mbps	Facility	\$241.19	\$238.16	\$241.19	0.00	\$0.00	0.00	0.00	0.00%	\$0.00
ESALT Entrance Facility Protection, Per ESALT Entrance Facility ESALT 2 Mbps	Circuit	\$287.71	\$284.10	\$287.71	0.00	\$0.00	0.00	0.00	0.00%	\$0.00
ESALT Entrance Facility Protection, Per ESALT Entrance Facility ESALT 10 Mbps	Circuit	\$287.71	\$284.10	\$287.71	0.00	\$0.00	0.00	0.00	0.00%	\$0.00
ESALT Entrance Facility Protection, Per ESALT Entrance Facility ESALT 50 Mbps	Circuit	\$287.71	\$284.10	\$287.71	0.00	\$0.00	0.00	0.00	0.00%	\$0.00
Common Channel Signaling Network Connection Signaling Mileage Facility, Per Mile	Mile	\$7.92	\$7.82	\$7.92	0.00	\$0.00	0.00	0.00	0.00%	\$0.00
Common Channel Signaling Network Connection Signaling Mileage Termination, Per Termination	Termination	\$79.50	\$78.50	\$79.50	0.00	\$0.00	0.00	0.00	0.00%	\$0.00
Common Channel Signaling Network Connection Signaling Entrance Facility, Per Facility	Facility	\$152.28	\$150.37	\$152.28	0.00	\$0.00	0.00	0.00	0.00%	\$0.00
Common Channel Signaling Network Connection STP Port, Per Port	Port	\$784.67	\$774.82	\$784.67	0.00	\$0.00	0.00	0.00	0.00%	\$0.00
Terminating Tandem Switched Transport Terminating Tandem Switched Transport Facility	Minutes / Mile	\$0.00203000	\$0.00202000	\$0.00203000	12,944,785.00	\$2,627.79	0.00	0.00	0.00%	\$0.00
Terminating Tandem Switched Transport Terminating Tandem Switched	Minutes	\$0.00105900	\$0.00104600	\$0.00105900	294,532.00	\$311.91	0.00	0.00	0.00%	\$0.00

Termination										
Terminating Tandem Switched Transport Terminating Tandem Switching	Minutes	\$0.00267300	\$0.00263900	\$0.00267300	91,777.00	\$245.32	0.00	0.00	0.00%	\$0.00
Nonrecurring Charges Voice Grade Two Wire	Facility	\$487.01	\$480.90	\$487.01	0.00	\$0.00	0.00	0.00	0.00%	\$0.00
Nonrecurring Charges Voice Grade Four Wire	Facility	\$487.01	\$480.90	\$487.01	0.00	\$0.00	0.00	0.00	0.00%	\$0.00
Nonrecurring Charges High Capacity D51	Facility	\$357.16	\$352.68	\$357.16	0.00	\$0.00	0.00	0.00	0.00%	\$0.00
Nonrecurring Charges High Capacity D53	Facility	\$481.61	\$475.56	\$481.61	0.00	\$0.00	0.00	0.00	0.00%	\$0.00
Nonrecurring Charges Synchronous Optical Channel OC3	Facility	\$389.61	\$384.72	\$389.61	0.00	\$0.00	0.00	0.00	0.00%	\$0.00
Nonrecurring Charges Synchronous Optical Channel OC12	Facility	\$389.61	\$384.72	\$389.61	0.00	\$0.00	0.00	0.00	0.00%	\$0.00
Nonrecurring Charges Interim NXX Translation, Per Order	Order	\$238.10	\$235.11	\$238.10	0.00	\$0.00	0.00	0.00	0.00%	\$0.00
Nonrecurring Charges FGC and FGD Conversion of Multifrequency Address Signaling to SS7 Signaling or SS7 Signaling to Multifrequency Address Signaling, per 24 trunks converted or fraction thereof on a per order basis	Order	\$478.36	\$472.35	\$478.36	0.00	\$0.00	0.00	0.00	0.00%	\$0.00
Nonrecurring Charges Trunk Activation, per 24 trunks activated or fraction thereof on a per order basis	Order	\$496.75	\$490.51	\$496.75	0.00	\$0.00	0.00	0.00	0.00%	\$0.00
Nonrecurring Charges Flexible Automatic Number Identification (Flex ANI), per End Office, per CIC	End Office	\$0.00000000	\$0.00000000	\$0.00000000	0.00	\$0.00	0.00	0.00	0.00%	\$0.00
Nonrecurring Charges ESALT 2 Mbps	Facility	\$577.20	\$569.95	\$577.20	0.00	\$0.00	0.00	0.00	0.00%	\$0.00
Nonrecurring Charges ESALT 10 Mbps	Facility	\$577.20	\$569.95	\$577.20	0.00	\$0.00	0.00	0.00	0.00%	\$0.00
Nonrecurring Charges ESALT 50 Mbps	Facility	\$577.20	\$569.95	\$577.20	0.00	\$0.00	0.00	0.00	0.00%	\$0.00
Nonrecurring Charges ESALT Direct Trunked Termination, per ESALT Direct Trunked Termination installed	Order	\$380.27	\$375.50	\$380.27	0.00	\$0.00	0.00	0.00	0.00%	\$0.00
Nonrecurring Charges ESALT Entrance Facility Protection, per ESALT Entrance Facility	Facility	\$583.43	\$576.11	\$583.43	0.00	\$0.00	0.00	0.00	0.00%	\$0.00
						\$3,185.02				\$0.00

© 2022 NECA

Terms of Use | Privacy Policy



Home	Study Area Selection	Main Page	Study Area Data Input Menu	CAF & ARC Output	Historic Reports	Certification	Instructions & Documents	Contact Us	
------	----------------------	-----------	----------------------------	------------------	------------------	---------------	--------------------------	------------	--

Study Area: WOLVERTON TEL. CO. (ID: 381509)  
 Holding Company: POLAR COMM. MUTUAL AID (ID: 200000267)



**Access Recovery Charges**

Recalculate ARC Rates & CAF Support revenues

Test Period 2022-23 Pre-True-up View		Test Period 2022-23 Post-True-Up (Filing) View									
<b>Test Period 2022-2023 Post-True-Up (Filing) View</b>											
Exchange/Zone Name	Residential Lines excluding Lifelines	Residential ARC	Residential ARC Revenue	SLB Lines	SLB ARC	SLB ARC Revenue	MLB Lines	MLB ARC	MLB ARC Revenue	Total ARC Revenue	
Christine	66	\$0.00	\$0.00								
Walcott	83	\$0.00	\$0.00								
<b>Study Area Summary</b>	<b>149</b>		<b>\$0.00</b>	<b>11</b>	<b>\$3.00</b>	<b>\$396.00</b>	<b>4</b>	<b>\$3.00</b>	<b>\$144.00</b>	<b>\$540.00</b>	

© 2022 NECA

[Terms of Use](#) | [Privacy Policy](#)



Home	Study Area Selection	Main Page	Study Area Data Input Menu	CAF & ARC Output	Historic Reports	Certification	Instructions & Documents	Contact Us	
------	----------------------	-----------	----------------------------	------------------	------------------	---------------	--------------------------	------------	--

Study Area: WOLVERTON TEL. CO. (ID: 381509)  
 Holding Company: POLAR COMM. MUTUAL AID (ID: 200000267)



### Study Area USAC Reports

[ [View printer-friendly report](#) ]

Select Report ->

Settlement Type: Average Schedule

CONNECT AMERICA FUND  
 [Data to be provided to USAC/FCC in June 2022 for CAF ICC Purposes]

[View USAC report in Excel](#)

Test Period 7/1/22-6/30/23 Post True-up (Filing) View

Rate-of-Return (ROR) Carrier Revenue Requirement		
1	2011 Interstate Switched Access Revenue Requirement	\$71,571
2	FY 2011 Intrastate Terminating Switched Access Revenues	\$9,800
3	FY 2011 Net Reciprocal Compensation Revenues	\$2,955
4	2011 ROR Carrier Base Period Revenue (Line 1 + Line 2 + Line 3)	\$84,326
5	ROR Carrier Baseline Adjustment Factor (0.95 ^ 11)	0.568800
6	ROR Carrier Revenue Requirement (Line 4 x Line 5)	\$47,965
7	Pool Administration Expenses	\$1,497
8	Total ROR Carrier Revenue Requirement (Line 6 + Line 7)	\$49,461
Revenues from Reformed Inter-carrier Compensation (ICC) Rates		
9	Interstate Switched Access Revenues	\$3,510
10	Interstate Allocated Switched Access Revenues#	\$6,870
11	Transitional Intrastate Access Service Revenues	\$2,343
12	Net Transitional Reciprocal Compensation Revenues	\$0
13	Total ICC Revenue (Line 10 + Line 11 + Line 12)	\$9,213
Eligible Recovery		
14	TRS Increment	\$0
15	Regulatory Fees Increment	\$0
16	NANPA Increment	\$0
17	Interstate Local Switching Support for Price Cap Affiliates or Estimated Duplicate LSS Costs in CAF II	\$0
18	Adjustment for Double Recovery or Corrections	\$0
19	Test Period 20/21 Trueup - Net Impact on Total Eligible Recovery	(\$1,112)
20	Eligible Recovery (Line 8 - Line 13) + (Line 14 + Line 15 + Line 16 + Line 18 + Line 19) - (Line 17)	\$39,136
Revenues from Access Recovery Charges (ARC)		
21	Residential ARC Revenues	\$0
22	Single Line Business ARC Revenues	\$396
23	Multi-Line Business ARC Revenues	\$144
24	Total ARC Revenues (Line 21 + Line 22 + Line 23)	\$540
Connect America Fund (CAF) ICC Support**		
25	Connect America Fund (CAF) ICC Support (Line 20 - Line 24)	\$38,596
Revised CAF ICC Support with Imputed ARC Revenues for Broadband-Only Loops		
26	ARC Revenue Adjustment following "Second Order on Reconsideration & Clarification" FCC 18-13	\$180
27	Adjusted Test Period 2022-2023 CAFICC Support (Line 25 - Line 26)	\$38,416

**NOTES:**

#Per FCC Designation Order, calculated as (Sum of Line 9 for all TS pool participants) \* (Line 1 / Sum of Line 1 for all TS pool participants)

\*\*NECA estimate provided for informational purposes only - actual to be calculated by USAC.

© 2022 NECA

[Terms of Use](#) | [Privacy Policy](#)



Home	Study Area Selection	Main Page	Study Area Data Input Menu	CAF & ARC Output	Historic Reports	Certification	Instructions & Documents	Contact Us
------	----------------------	-----------	----------------------------	------------------	------------------	---------------	--------------------------	------------

Study Area: WOLVERTON TEL. CO. (ID: 381509)  
 Holding Company: POLAR COMM. MUTUAL AID (ID: 200000267)



**Historic Toll-Free Originating End Office Rate Data Reports**

Originating End Office Rates	Toll Free Data	Toll Free Routes
------------------------------	----------------	------------------

2022 Originating Rates and Toll Free Data Report ▼

**TY 2022-2023 Toll Free Originating End Office Access Service Rate Calculations**

USOC	Intrastate and Interstate Toll-Free Usage-Based Originating End Office Access Service Rate Elements	Current Interstate Originating Toll-Free End Office Rate	Current Intrastate Originating Toll-Free End Office Rate	Proposed Interstate Originating Toll-Free End Office Rate (1/2 of Current Rates)	Proposed Intrastate Originating Toll-Free End Office Rate (1/2 of Current Rates)
	Originating Local Switching	\$0.047986	\$0.047986	\$0.023993	\$0.023993
	Information surcharge, per 100 originating access minutes	\$0.052800	\$0.052800	\$0.026400	\$0.026400
	Originating Carrier Common Line	\$0.000000	\$0.000000	\$0.000000	\$0.000000
	Originating Transport or Residual Interconnection Charges	\$0.000000	\$0.000000	\$0.000000	\$0.000000


© 2022 NECA

[Terms of Use](#) | [Privacy Policy](#)

TO BE COMPLETED BY AN OFFICER OF THE REPORTING CARRIER

Certification of Officer for Rate-of-Return Carrier Eligibility for CAF/ICC Recovery


I certify that I am an officer of the reporting carrier and that, to the best of my knowledge, the reporting carrier on this form certifies that it has complied with Eligible Recovery §51.917(d) and Access Recovery Charge §51.917(e) and is eligible to receive the CAF ICC support requested pursuant to §51.917(f).

Name of Reporting Carrier				Wolverton Telephone Co.	
Signature of authorized officer				Date	5/18/2022
Printed name of authorized officer		Karl Blake			
Title or position of authorized officer		Executive Vice President			
Telephone number of authorized officer:		284,7221 , ext.			
Study Area Code of Reporting Carrier	381509	Filing Due Date for this form (mm/dd/yyyy)	June 16, 2022		
Persons willfully making false statements on this form can be punished by fine or forfeiture under the Communications Act of 1934, 47 U.S.C. §§ 502, 503(b), or fine or imprisonment under Title 18 of the United States Code, 18 U.S.C. § 1001.					

TO BE COMPLETED BY AN OFFICER OF THE REPORTING CARRIER

Certification of Officer for Rate-of-Return Carrier Not Seeking Duplicative Recovery

I certify that I am an officer of the reporting carrier and that, to the best of my knowledge, this reporting carrier is not seeking duplicative recovery in the state jurisdiction for any Eligible Recovery subject to the recovery mechanism as per 51.917(d)(vii).

Name of Reporting Carrier				Wolverton Telephone Co.	
Signature of authorized officer				Date	5/18/2022
Printed name of authorized officer		Karl Blake			
Title or position of authorized officer		Executive Vice President			
Telephone number of authorized officer:		284-7221, ext.			
Study Area Code of Reporting Carrier	381509	Filing Due Date for this form (mm/dd/yyyy)	June 16, 2022		
Persons willfully making false statements on this form can be punished by fine or forfeiture under the Communications Act of 1934, 47 U.S.C. §§ 502, 503(b), or fine or Imprisonment under Title 18 of the United States Code, 18 U.S.C. § 1001.					


TO BE COMPLETED BY THE REPORTING CARRIER,

Certification of Officer as to the Accuracy of the CAF ICC Data Reported

I certify that I am an officer of the reporting carrier; my responsibilities include ensuring the accuracy of the actual data reported; and, to the best of my knowledge, the information reported on this form is accurate.

Name of Reporting Carrier **Wolverton Telephone Co.**

Signature of Authorized Officer



Date **5/18/2022**

Printed name of Authorized Officer **Karl Blake**

Title or position of Authorized Officer **Executive Vice President**

Telephone number of Authorized Officer: **284-7221**, ext.

Study Area Code of Reporting Carrier **381509**

Filing Due Date for this form  
(mm/dd/yyyy)

**June 16, 2022**

Persons willfully making false statements on this form can be punished by fine or forfeiture under the Communications Act of 1934, 47 U.S.C. §§ 502, 503(b), or fine or imprisonment under Title 18 of the United States Code, 18 U.S.C. § 1001.

TO BE COMPLETED BY THE REPORTING CARRIER, IF AN AGENT IS FILING DATA ON THE CARRIER'S BEHALF:


**Certification of Officer to Authorize an Agent to File Data Reported on Behalf of Reporting Carrier**

I certify that (Name of Agent) National Exchange Carrier Association, Inc. (NECA) is authorized to submit the information reported on behalf of the reporting carrier. I also certify that I am an officer of the reporting carrier; my responsibilities include ensuring the accuracy of the data provided to the Authorized Agent; and, to the best of my knowledge, the actual data provided to the Authorized Agent are accurate.

Name of Authorized Agent National Exchange Carrier Association, Inc. (NECA)

Name of Reporting Carrier Wolverton Telephone Co.

Signature of Authorized Officer



Date 5/18/2022

Printed name of Authorized Officer Karl Blake

Title or position of Authorized Officer Executive Vice President

Telephone number of Authorized Officer: 284-7221 ext. \_\_\_\_\_

Study Area Code of Reporting Carrier

381509

Filing Due Date for this form  
(mm/dd/yyyy)

June 16, 2022

Persons willfully making false statements on this form can be punished by fine or forfeiture under the Communications Act of 1934, 47 U.S.C. §§ 502, 503(b), or fine or imprisonment under Title 18 of the United States Code, 18 U.S.C. § 1001.