







Map Features

-  PGS Phase IV
-  Northern Border Pipeline
-  WBI Stateline Pipeline
-  115-kV Transmission
-  230-kV Transmission
-  345-kV Transmission

