



# POLAR

PO Box 270 | 110 4th Street East  
Park River, ND 58270 | 701.284.7221



June 12, 2023

North Dakota Public Service Commission  
Mr. Steve Kahl, Executive Secretary  
600 E Boulevard, Dept 408  
Bismarck, ND 58505-0480

RE: 2023 CAF ICC Data Collection

Mr. Kahl:

We hereby submit the enclosed Intrastate TRP, Post True-up Access Recovery Charge (ARC) report, USAC report with the Post True-up CAF ICC amount, Toll Free Originating End Office Rate calculations report, and the associated certifications that were submitted to NECA. Information is being submitted on behalf of the following telecommunications companies:

Polar Communications Mutual Aid Corp	381630
Polar Communications Mutual Aid Corp	381614
Wolverton Telephone Company	381509

If you have any questions please contact me at [sflanders@polartel.com](mailto:sflanders@polartel.com) or 701-284-4343. Thank you.

Sincerely,

Shari Flanders  
CFO

Enclosures

TO BE COMPLETED BY THE REPORTING CARRIER, IF AN AGENT IS FILING DATA ON THE CARRIER'S BEHALF:

**Certification of Officer to Authorize an Agent to File Data Reported on Behalf of Reporting Carrier**

I certify that (Name of Agent) National Exchange Carrier Association, Inc. (NECA) is authorized to submit the information reported on behalf of the reporting carrier. I also certify that I am an officer of the reporting carrier; my responsibilities include ensuring the accuracy of the data provided to the Authorized Agent; and, to the best of my knowledge, the actual data provided to the Authorized Agent are accurate.

Name of Authorized Agent National Exchange Carrier Association, Inc. (NECA)

Name of Reporting Carrier Polar Communications

Signature of Authorized Officer 

Date 5/17/2023

Printed name of Authorized Officer Karl Blake

Title or position of Authorized Officer CEO

Telephone number of Authorized Officer: (701) 284-7221, ext.

Study Area Code of Reporting Carrier

381630

Filing Due Date for this form  
(mm/dd/yyyy)

June 16, 2023

Persons willfully making false statements on this form can be punished by fine or forfeiture under the Communications Act of 1934, 47 U.S.C. §§ 502, 503(b), or fine or imprisonment under Title 18 of the United States Code, 18 U.S.C. § 1001.

TO BE COMPLETED BY THE REPORTING CARRIER,

**Certification of Officer as to the Accuracy of the CAF ICG Data Reported**

I certify that I am an officer of the reporting carrier; my responsibilities include ensuring the accuracy of the actual data reported; and, to the best of my knowledge, the information reported on this form is accurate.

Name of Reporting Carrier **Polar Communications**

Signature of Authorized Officer



Date **5/17/2023**

Printed name of Authorized Officer **Karl Blake**

Title or position of Authorized Officer **CEO**

Telephone number of Authorized Officer: **(701) 284-7221** ext.

Study Area Code of Reporting Carrier **381630**

Filing Due Date for this form  
(mm/dd/yyyy)


June 16, 2023

Persons willfully making false statements on this form can be punished by fine or forfeiture under the Communications Act of 1934, 47 U.S.C. §§ 502, 503(h), or fine or imprisonment under Title 18 of the United States Code, 18 U.S.C. § 1001.

TO BE COMPLETED BY AN OFFICER OF THE REPORTING CARRIER

Certification of Officer for Rate-of-Return Carrier Eligibility for CAF/ICC Recovery


I certify that I am an officer of the reporting carrier and that, to the best of my knowledge, the reporting carrier on this form certifies that it has complied with Eligible Recovery §51.917(d) and Access Recovery Charge §51.917(e) and is eligible to receive the CAF/ICC support requested pursuant to §51.917(f).

Name of Reporting Carrier					Polar Communications				
Signature of authorized officer						Date		5/17/2023	
Printed name of authorized officer					Karl Blake				
Title or position of authorized officer					CEO				
Telephone number of authorized officer:					(701) 284-7221				
Study Area Code of Reporting Carrier		381630		Filing Due Date for this form (mm/dd/yyyy)		June 16, 2023			
Persons willfully making false statements on this form can be punished by fine or forfeiture under the Communications Act of 1934, 47 U.S.C. §§ 502, 503(b), or fine or imprisonment under Title 18 of the United States Code, 18 U.S.C. § 1001.									

TO BE COMPLETED BY AN OFFICER OF THE REPORTING CARRIER

Certification of Officer for Rate-of-Return Carrier Not Seeking Duplicative Recovery

I certify that I am an officer of the reporting carrier and that, to the best of my knowledge, this reporting carrier is not seeking duplicative recovery in the state jurisdiction for any Eligible Recovery subject to the recovery mechanism as per 51.917(d)(vii).

Name of Reporting Carrier				Polar Communications	
Signature of authorized officer				Date	5/17/2023
Printed name of authorized officer		Karl Blake			
Title or position of authorized officer		CEO			
Telephone number of authorized officer:		(701) 284-7221 ext.			
Study Area Code of Reporting Carrier	381630	Filing Due Date for this form (mm/dd/yyyy)	June 16, 2023		
Persons willfully making false statements on this form can be punished by fine or forfeiture under the Communications Act of 1934, 47 U.S.C. §§ 502, 503(b), or fine or imprisonment under Title 18 of the United States Code, 18 U.S.C. § 1001.					



Home	Paper Certification Tracking	Study Area Selection	Main Page	Study Area Data Input Menu	CAF & ARC Output	Historic Reports	Certification	Instructions & Documents	Contact Us
------	------------------------------	----------------------	-----------	----------------------------	------------------	------------------	---------------	--------------------------	------------

Study Area: POLAR COMMUNICATIONS MUTUAL AID CORP (ID: 381630)  
 Holding Company: POLAR COMM. MUTUAL AID (ID: 200000267)



**Study Area USAC Reports**

[ [View printer-friendly report](#) ]

Select Report -> ▼

Settlement Type: Cost

CONNECT AMERICA FUND  
 [Data to be provided to USAC/FCC in June 2023 for CAF ICC Purposes]

[View USAC report in Excel](#)

Test Period 7/1/23-6/30/24 Post True-up (Filing) View

Rate-of-Return (ROR) Carrier Revenue Requirement		
1	2011 Interstate Switched Access Revenue Requirement	\$1,462,354
2	FY 2011 Intrastate Terminating Switched Access Revenues	\$503,148
3	FY 2011 Net Reciprocal Compensation Revenues	\$75,747
4	2011 ROR Carrier Base Period Revenue (Line 1 + Line 2 + Line 3)	\$2,041,249
5	ROR Carrier Baseline Adjustment Factor (0.95 ^ 12)	0.540360
6	ROR Carrier Revenue Requirement (Line 4 x Line 5)	\$1,103,009
7	Pool Administration Expenses	\$31,799
8	Total ROR Carrier Revenue Requirement (Line 6 + Line 7)	\$1,134,808
Revenues from Reformed Inter-carrier Compensation (ICC) Rates		
9	Interstate Switched Access Revenues	\$120,816
10	Interstate Allocated Switched Access Revenues#	\$110,786
11	Transitional Intrastate Access Service Revenues	\$92,489
12	Net Transitional Reciprocal Compensation Revenues	\$0
13	Total ICC Revenue (Line 10 + Line 11 + Line 12)	\$203,275
Eligible Recovery		
14	TRS Increment	\$0
15	Regulatory Fees Increment	\$0
16	NANPA Increment	\$0
17	Interstate Local Switching Support for Price Cap Affiliates or Estimated Duplicate LSS Costs in CAF II	\$0
18	Adjustment for Double Recovery or Corrections	(\$41,339)
19	Test Period 21/22 Trueup - Net Impact on Total Eligible Recovery	\$52,478
20	Eligible Recovery (Line 8 - Line 13) + (Line 14 + Line 15 + Line 16 + Line 18 + Line 19) - (Line 17)	\$942,672
Revenues from Access Recovery Charges (ARC)		
21	Residential ARC Revenues	\$0
22	Single Line Business ARC Revenues	\$20,772
23	Multi-Line Business ARC Revenues	\$32,292
24	Total ARC Revenues (Line 21 + Line 22 + Line 23)	\$53,064
Connect America Fund (CAF) ICC Support**		
25	Connect America Fund (CAF) ICC Support (Line 20 - Line 24)	\$889,608
Revised CAF ICC Support with Imputed ARC Revenues for Broadband-Only Loops		
26	Imputed ARC revenue for broadband-only loops	\$0
27	Adjusted Test Period 2023-2024 CAFICC Support (Line 25 - Line 26)	\$889,608

NOTES:  
 # Per FCC Designation Order, calculated as (Sum of Line 9 for all TS pool participants) \* (Line 1/ Sum of Line 1 for all TS pool participants)  
 \*\*NECA estimate provided for informational purposes only - actual to be calculated by USAC.





Home	Paper Certification Tracking	Study Area Selection	Main Page	Study Area Data Input Menu	CAF & ARC Output	Historic Reports	Certification	Instructions & Documents	Contact Us
------	------------------------------	----------------------	-----------	----------------------------	------------------	------------------	---------------	--------------------------	------------

Study Area: POLAR COMMUNICATIONS MUTUAL AID CORP (ID: 381630)  
 Holding Company: POLAR COMM. MUTUAL AID (ID: 200000267)



**Historic Toll-Free Originating End Office Rate Data Reports**

Originating End Office Rates	Toll Free Data	Toll Free Routes			
2023 Originating Rates and Toll Free Data Report <input type="button" value="v"/> <b>TY 2023-2024 Toll Free Originating End Office Access Service Rate Calculations</b>					
USOC	Intrastate and Interstate Toll-Free Usage-Based Originating End Office Access Service Rate Elements	Current Interstate Originating Toll-Free End Office Rate	Current Intrastate Originating Toll-Free End Office Rate	Proposed Interstate Originating Toll-Free End Office Rate (1/2 of Current Rates)	Proposed Intrastate Originating Toll-Free End Office Rate (1/2 of Current Rates)
	Originating Local Switching	\$0.021594	\$0.021594	\$0.000000	\$0.000000
	Information surcharge, per 100 originating access minutes	\$0.026400	\$0.026400	\$0.000000	\$0.000000
	Originating Carrier Common Line	\$0.000000	\$0.000000	\$0.000000	\$0.000000
	Originating Transport or Residual Interconnection Charges	\$0.000000	\$0.000000	\$0.000000	\$0.000000

© 2023 NECA

[Terms of Use](#) | [Privacy Policy](#)



Home	Paper Certification Tracking	Study Area Selection	Main Page	Study Area Data Input Menu	CAF & ARC Output	Historic Reports	Certification	Instructions & Documents	Contact Us
------	------------------------------	----------------------	-----------	----------------------------	------------------	------------------	---------------	--------------------------	------------

Study Area: POLAR COMMUNICATIONS MUTUAL AID CORP (ID: 381630)  
 Holding Company: POLAR COMM. MUTUAL AID (ID: 20000267)



Intrastate Revenues (FCC TRP exhibit)

[Download TRP Data in Excel](#)

Intrastate Revenues

[View TRP report in Excel](#)

Test Year 2023-2024 Expected Maximum Intrastate Revenue: \$0.00

Col D Rate Element Description	Col E Unit of Demand	Col F 7/1/2023 Interstate Rate	Col G Test Year 2022-2023 Current Intrastate Rate	Col H 7/1/2023 Proposed Intrastate Rate	Col I FY 2011 Intrastate Units: Terminating or Originating and Terminating for Dedicated Elements	Col J Intrastate Price out with 7/1/2023 proposed intrastate rate and FY2011 Demand	Col K FY 2022 Intrastate Units: Terminating for Non-Dedicated and total for Dedicated Elements	Col L Test Year 2023-2024 Forecasted Intrastate Units	Col M {(L/K)^(12/21)-1}*100 Intrastate Units Growth Rate %	Col N H* TY 2023-24 Forecasted Intrastate Revenue
Terminating End Office Access Service Terminating End Office, Premium, per access minute	MOU	\$0.00000000	\$0.00000000	\$0.00000000	5,139,960.00	\$0.00	0.00	0.00	0.00%	\$0.00
Terminating End Office Access Service Terminating End Office, Non-Premium, per access minute	MOU	\$0.00000000	\$0.00000000	\$0.00000000	0.00	\$0.00	0.00	0.00	0.00%	\$0.00
Entrance Facility, Per Termination Voice Grade Two Wire	Termination	\$82.86	\$82.51	\$82.86	0.00	\$0.00	0.00	0.00	0.00%	\$0.00
Entrance Facility, Per Termination Voice Grade Four Wire	Termination	\$132.59	\$132.03	\$132.59	0.00	\$0.00	0.00	0.00	0.00%	\$0.00
Entrance Facility, Per Termination High Capacity DS1	Termination	\$403.92	\$402.22	\$403.92	0.00	\$0.00	0.00	0.00	0.00%	\$0.00
Entrance Facility, Per Termination High Capacity DS3	Termination	\$3,688.12	\$3,672.60	\$3,688.12	0.00	\$0.00	0.00	0.00	0.00%	\$0.00
Entrance Facility, Per Termination Synchronous Optical Channel OC3	Termination	\$3,760.77	\$3,744.95	\$3,760.77	0.00	\$0.00	0.00	0.00	0.00%	\$0.00
Entrance Facility, Per Termination Synchronous Optical Channel OC12	Termination	\$4,015.28	\$3,998.39	\$4,015.28	0.00	\$0.00	0.00	0.00	0.00%	\$0.00
Entrance Facility, Per Termination ESALT 2 Mbps	Circuit	\$715.42	\$712.41	\$715.42	0.00	\$0.00	0.00	0.00	0.00%	\$0.00
Entrance Facility, Per Termination ESALT 10 Mbps	Circuit	\$771.08	\$767.84	\$771.08	0.00	\$0.00	0.00	0.00	0.00%	\$0.00
Entrance Facility, Per Termination ESALT 50 Mbps	Circuit	\$998.99	\$994.79	\$998.99	0.00	\$0.00	0.00	0.00	0.00%	\$0.00
Direct Trunked Transport Facility/ Mile Voice Grade - Two Wire & Four Wire	Mile	\$5.88	\$5.86	\$5.88	0.00	\$0.00	0.00	0.00	0.00%	\$0.00
Direct Trunked Transport Facility/ Mile High Capacity DS1	Mile	\$27.69	\$27.57	\$27.69	0.00	\$0.00	0.00	0.00	0.00%	\$0.00
Direct Trunked Transport Facility/ Mile High Capacity DS3	Mile	\$241.06	\$240.05	\$241.06	0.00	\$0.00	0.00	0.00	0.00%	\$0.00
Direct Trunked Transport Facility/ Mile Synchronous Optical Channel OC3	Mile	\$258.06	\$256.97	\$258.06	0.00	\$0.00	0.00	0.00	0.00%	\$0.00
Direct Trunked Transport Facility/ Mile Synchronous Optical Channel OC12	Mile	\$323.90	\$322.54	\$323.90	0.00	\$0.00	0.00	0.00	0.00%	\$0.00
Direct Trunked Transport Facility/ Mile ESALT 2 Mbps DTF-E1	Circuit Miles	\$81.51	\$81.17	\$81.51	0.00	\$0.00	0.00	0.00	0.00%	\$0.00
Direct Trunked Transport Facility/ Mile ESALT 2 Mbps DTF-E2	Circuit Miles	\$54.35	\$54.12	\$54.35	0.00	\$0.00	0.00	0.00	0.00%	\$0.00
Direct Trunked Transport Facility/ Mile ESALT 2 Mbps DTF-E3	Circuit Miles	\$80.93	\$80.59	\$80.93	0.00	\$0.00	0.00	0.00	0.00%	\$0.00
Direct Trunked Transport Facility/ Mile ESALT 2 Mbps DTF-E4	Circuit Miles	\$135.50	\$134.93	\$135.50	0.00	\$0.00	0.00	0.00	0.00%	\$0.00
Direct Trunked Transport Facility/ Mile ESALT 10 Mbps DTF-E1	Circuit Miles	\$206.68	\$205.81	\$206.68	0.00	\$0.00	0.00	0.00	0.00%	\$0.00
Direct Trunked Transport Facility/ Mile ESALT 10 Mbps DTF-E2	Circuit Miles	\$124.03	\$123.51	\$124.03	0.00	\$0.00	0.00	0.00	0.00%	\$0.00
Direct Trunked Transport Facility/ Mile ESALT 10 Mbps DTF-E3	Circuit Miles	\$203.71	\$202.85	\$203.71	0.00	\$0.00	0.00	0.00	0.00%	\$0.00
Direct Trunked Transport Facility/ Mile ESALT 10 Mbps DTF-E4	Circuit Miles	\$417.82	\$416.06	\$417.82	0.00	\$0.00	0.00	0.00	0.00%	\$0.00
Direct Trunked Transport Facility/ Mile ESALT 50 Mbps DTF-E1	Circuit Miles	\$578.70	\$576.27	\$578.70	0.00	\$0.00	0.00	0.00	0.00%	\$0.00
Direct Trunked Transport Facility/ Mile ESALT 50 Mbps DTF-E2	Circuit Miles	\$385.82	\$384.20	\$385.82	0.00	\$0.00	0.00	0.00	0.00%	\$0.00
Direct Trunked Transport Facility/ Mile ESALT 50 Mbps DTF-E3	Circuit Miles	\$665.30	\$662.50	\$665.30	0.00	\$0.00	0.00	0.00	0.00%	\$0.00
Direct Trunked Transport Facility/ Mile ESALT 50 Mbps DTF-E4	Circuit Miles	\$1,185.66	\$1,180.67	\$1,185.66	0.00	\$0.00	0.00	0.00	0.00%	\$0.00
Direct Trunked Transport Facility/Termination Voice Grade - Two Wire & Four Wire	Termination	\$59.31	\$59.06	\$59.31	0.00	\$0.00	0.00	0.00	0.00%	\$0.00
Direct Trunked Transport Facility/Termination High Capacity DS1	Termination	\$143.57	\$142.97	\$143.57	0.00	\$0.00	0.00	0.00	0.00%	\$0.00
Direct Trunked Transport Facility/Termination High Capacity DS3	Termination	\$922.02	\$918.14	\$922.02	0.00	\$0.00	0.00	0.00	0.00%	\$0.00
Direct Trunked Transport Facility/Termination Synchronous Optical Channel OC3	Termination	\$960.00	\$955.96	\$960.00	0.00	\$0.00	0.00	0.00	0.00%	\$0.00
Direct Trunked Transport Facility/Termination Synchronous Optical Channel OC12	Termination	\$2,090.21	\$2,081.42	\$2,090.21	0.00	\$0.00	0.00	0.00	0.00%	\$0.00
Direct Trunked Transport Facility/Termination ESALT 2 Mbps	Circuit terms	\$190.20	\$189.40	\$190.20	0.00	\$0.00	0.00	0.00	0.00%	\$0.00
Direct Trunked Transport Facility/Termination ESALT 10 Mbps	Circuit terms	\$232.53	\$231.55	\$232.53	0.00	\$0.00	0.00	0.00	0.00%	\$0.00
Direct Trunked Transport Facility/Termination ESALT 50 Mbps	Circuit terms	\$284.19	\$282.99	\$284.19	0.00	\$0.00	0.00	0.00	0.00%	\$0.00
Multiplexing, Per Arrangement DS3 to DS1	Termination	\$841.23	\$837.69	\$841.23	0.00	\$0.00	0.00	0.00	0.00%	\$0.00
Multiplexing, Per Arrangement DS1 to Voice	Termination	\$324.80	\$323.43	\$324.80	0.00	\$0.00	0.00	0.00	0.00%	\$0.00
Customer Node Per Node OC3 155.52 Mbps	Port	\$873.26	\$869.59	\$873.26	0.00	\$0.00	0.00	0.00	0.00%	\$0.00
Customer Node Per Node OC12 622.08 Mbps	Port	\$2,522.78	\$2,512.17	\$2,522.78	0.00	\$0.00	0.00	0.00	0.00%	\$0.00
Customer Premises Port, Per Port OC3 155.52 Mbps	Port	\$286.54	\$285.33	\$286.54	0.00	\$0.00	0.00	0.00	0.00%	\$0.00
Customer Premises Port, Per Port STS-1 51.84 Mbps	Port	\$344.03	\$342.58	\$344.03	0.00	\$0.00	0.00	0.00	0.00%	\$0.00
Customer Premises Port, Per Port DS3 44.736 Mbps	Port	\$344.03	\$342.58	\$344.03	0.00	\$0.00	0.00	0.00	0.00%	\$0.00
Customer Premises Port, Per Port DS1 1.544 Mbps	Port	\$88.19	\$87.82	\$88.19	0.00	\$0.00	0.00	0.00	0.00%	\$0.00
Add/Drop Multiplexing Central Office Port, Per Port DS1 1.544 Mbps	Port	\$70.55	\$70.25	\$70.55	0.00	\$0.00	0.00	0.00	0.00%	\$0.00
Add/Drop Multiplexing Central Office Port, Per Port OC3 155.52 Mbps	Port	\$286.54	\$285.33	\$286.54	0.00	\$0.00	0.00	0.00	0.00%	\$0.00
Add/Drop Multiplexing Central Office Port, Per Port DS3 44.736 Mbps	Port	\$176.41	\$175.67	\$176.41	0.00	\$0.00	0.00	0.00	0.00%	\$0.00
Network Blocking, Per Blocked Call Network Blocking, Per Blocked Call, Applies to FGD only	Call	\$0.01667000	\$0.01660000	\$0.01667000	0.00	\$0.00	0.00	0.00	0.00%	\$0.00
ESALT Real Time CoS/QoS, Per ESALT DTF-E1 Facility ESALT 2 Mbps	Facility	\$15.56	\$15.49	\$15.56	0.00	\$0.00	0.00	0.00	0.00%	\$0.00
ESALT Real Time CoS/QoS, Per ESALT DTF-E1 Facility ESALT 10 Mbps	Facility	\$77.83	\$77.50	\$77.83	0.00	\$0.00	0.00	0.00	0.00%	\$0.00
ESALT Real Time CoS/QoS, Per ESALT DTF-E1 Facility ESALT 50 Mbps	Facility	\$242.21	\$241.19	\$242.21	0.00	\$0.00	0.00	0.00	0.00%	\$0.00
ESALT Entrance Facility Protection, Per ESALT Entrance Facility ESALT 2 Mbps	Circuit	\$288.93	\$287.71	\$288.93	0.00	\$0.00	0.00	0.00	0.00%	\$0.00
ESALT Entrance Facility Protection, Per ESALT Entrance Facility ESALT 10 Mbps	Circuit	\$288.93	\$287.71	\$288.93	0.00	\$0.00	0.00	0.00	0.00%	\$0.00
ESALT Entrance Facility Protection, Per ESALT Entrance Facility ESALT 50 Mbps	Circuit	\$288.93	\$287.71	\$288.93	0.00	\$0.00	0.00	0.00	0.00%	\$0.00
Common Channel Signaling Network Connection Signaling Mileage Facility, Per Mile	Mile	\$7.95	\$7.92	\$7.95	0.00	\$0.00	0.00	0.00	0.00%	\$0.00
Common Channel Signaling Network Connection Signaling Mileage Termination, Per Termination	Termination	\$79.84	\$79.50	\$79.84	0.00	\$0.00	0.00	0.00	0.00%	\$0.00
Common Channel Signaling Network Connection Signaling Entrance Facility, Per Facility	Facility	\$152.92	\$152.28	\$152.92	0.00	\$0.00	0.00	0.00	0.00%	\$0.00
Common Channel Signaling Network Connection STP Port, Per Port	Port	\$787.99	\$784.67	\$787.99	0.00	\$0.00	0.00	0.00	0.00%	\$0.00
Terminating Tandem Switched Transport Terminating Tandem Switched Transport Facility	Minutes / Mile	\$0.00043700	\$0.00043500	\$0.00043700	165,664,782.00	\$72,395.51	0.00	0.00	0.00%	\$0.00
Terminating Tandem Switched Transport Terminating Tandem Switched Termination	Minutes	\$0.00227100	\$0.00225100	\$0.00227100	11,102,724.00	\$25,214.29	0.00	0.00	0.00%	\$0.00
Terminating Tandem Switched Transport Terminating Tandem Switching	Minutes	\$0.00572900	\$0.00570500	\$0.00572900	4,214,086.00	\$24,142.50	0.00	0.00	0.00%	\$0.00

2023 CAF ICC Data Collection

Nonrecurring Charges Voice Grade Two Wire	Facility	\$489.07	\$487.01	\$489.07	0.00	\$0.00	0.00	0.00	0.00%	\$0.00
Nonrecurring Charges Voice Grade Four Wire	Facility	\$489.07	\$487.01	\$489.07	0.00	\$0.00	0.00	0.00	0.00%	\$0.00
Nonrecurring Charges High Capacity DS1	Facility	\$358.67	\$357.16	\$358.67	0.00	\$0.00	0.00	0.00	0.00%	\$0.00
Nonrecurring Charges High Capacity DS3	Facility	\$483.64	\$481.61	\$483.64	0.00	\$0.00	0.00	0.00	0.00%	\$0.00
Nonrecurring Charges Synchronous Optical Channel OC3	Facility	\$391.26	\$389.61	\$391.26	0.00	\$0.00	0.00	0.00	0.00%	\$0.00
Nonrecurring Charges Synchronous Optical Channel OC12	Facility	\$391.26	\$389.61	\$391.26	0.00	\$0.00	0.00	0.00	0.00%	\$0.00
Nonrecurring Charges Interim NXX Translation, Per Order	Order	\$239.11	\$238.10	\$239.11	0.00	\$0.00	0.00	0.00	0.00%	\$0.00
Nonrecurring Charges FGC and FGD Conversion of Multifrequency Address Signaling to SS7 Signaling or SS7 Signaling to Multifrequency Address Signaling, per 24 trunks converted or fraction thereof on a per order basis	Order	\$480.38	\$478.36	\$480.38	0.00	\$0.00	0.00	0.00	0.00%	\$0.00
Nonrecurring Charges Trunk Activation, per 24 trunks activated or fraction thereof on a per order basis	Order	\$498.85	\$496.75	\$498.85	0.00	\$0.00	0.00	0.00	0.00%	\$0.00
Nonrecurring Charges Flexible Automatic Number Identification (Flex ANI) per End Office, per CIC	End Office	\$0.00000000	\$0.00000000	\$0.00000000	0.00	\$0.00	0.00	0.00	0.00%	\$0.00
Nonrecurring Charges ESALT 2 Mbps	Facility	\$579.64	\$577.20	\$579.64	0.00	\$0.00	0.00	0.00	0.00%	\$0.00
Nonrecurring Charges ESALT 10 Mbps	Facility	\$579.64	\$577.20	\$579.64	0.00	\$0.00	0.00	0.00	0.00%	\$0.00
Nonrecurring Charges ESALT 50 Mbps	Facility	\$579.64	\$577.20	\$579.64	0.00	\$0.00	0.00	0.00	0.00%	\$0.00
Nonrecurring Charges ESALT Direct Trunked Termination, per ESALT Direct Trunked Termination Installed	Order	\$381.88	\$380.27	\$381.88	0.00	\$0.00	0.00	0.00	0.00%	\$0.00
Nonrecurring Charges ESALT Entrance Facility Protection, per ESALT Entrance Facility	Facility	\$585.89	\$583.43	\$585.89	0.00	\$0.00	0.00	0.00	0.00%	\$0.00

\$121,752.80

\$0.00

© 2023 NECA

[Terms of Use](#) | [Privacy Policy](#)



Home	Study Area Selection	Main Page	Study Area Data Input Menu	CAF & ARC Output	Historic Reports	Certification	Instructions & Documents	Contact Us	
------	----------------------	-----------	----------------------------	------------------	------------------	---------------	--------------------------	------------	--

Study Area: POLAR COMMUNICATIONS MUTUAL AID CORP (ID: 381630)  
 Holding Company: POLAR COMM. MUTUAL AID (ID: 200000267)



Access Recovery Charges

Recalculate ARC Rates & CAF Support revenues

Test Period 2023-24 Pre-True-up View		Test Period 2023-24 Post-True-Up (Filing) View								
<b>Test Period 2023-2024 Post-True-Up (Filing) View</b>										
Exchange/Zone Name	Residential Lines excluding Lifelines	Residential ARC	Residential ARC Revenue	SLB Lines	SLB ARC	SLB ARC Revenue	MLB Lines	MLB ARC	MLB ARC Revenue	Total ARC Revenue
Aneta	93	\$0.00	\$0.00							
Arthur	81	\$0.00	\$0.00							
Brocket	46	\$0.00	\$0.00							
Cavalier	514	\$0.00	\$0.00							
Crystal	84	\$0.00	\$0.00							
Dahlen	22	\$0.00	\$0.00							
Drayton	138	\$0.00	\$0.00							
East Drayton	21	\$0.00	\$0.00							
Edinburg	151	\$0.00	\$0.00							
Fairdale	19	\$0.00	\$0.00							
Galesburg	67	\$0.00	\$0.00							
Hoople	105	\$0.00	\$0.00							
Hunter	79	\$0.00	\$0.00							
Inkster	42	\$0.00	\$0.00							
Lankin	41	\$0.00	\$0.00							
Michigan	70	\$0.00	\$0.00							
Neché	125	\$0.00	\$0.00							
Nekoma	26	\$0.00	\$0.00							
Niagara	64	\$0.00	\$0.00							
Park River	429	\$0.00	\$0.00							
Petersburg	53	\$0.00	\$0.00							
Saint Thomas	94	\$0.00	\$0.00							
<b>Study Area Summary</b>	<b>2364</b>		<b>\$0.00</b>	<b>577</b>	<b>\$3.00</b>	<b>\$20,772.00</b>	<b>897</b>	<b>\$3.00</b>	<b>\$32,292.00</b>	<b>\$53,064.00</b>

TO BE COMPLETED BY THE REPORTING CARRIER, IF AN AGENT IS FILING DATA ON THE CARRIER'S BEHALF:

**Certification of Officer to Authorize an Agent to File Data Reported on Behalf of Reporting Carrier**

I certify that (Name of Agent) National Exchange Carrier Association, Inc. (NECA) is authorized to submit the information reported on behalf of the reporting carrier. I also certify that I am an officer of the reporting carrier; my responsibilities include ensuring the accuracy of the data provided to the Authorized Agent; and, to the best of my knowledge, the actual data provided to the Authorized Agent are accurate.

Name of Authorized Agent National Exchange Carrier Association, Inc. (NECA)

Name of Reporting Carrier Polar Communications

Signature of Authorized Officer 

Date 5/17/2023

Printed name of Authorized Officer Karl Blake

Title or position of Authorized Officer CEO

Telephone number of Authorized Officer: (701) 284-7221 ext. \_\_\_\_\_

Study Area Code of Reporting Carrier

381614

Filing Due Date for this form  
(mm/dd/yyyy)


June 16, 2023

Persons willfully making false statements on this form can be punished by fine or forfeiture under the Communications Act of 1934, 47 U.S.C. §§ 502, 503(b), or fine or imprisonment under Title 18 of the United States Code, 18 U.S.C. § 1001.

TO BE COMPLETED BY THE REPORTING CARRIER,

**Certification of Officer as to the Accuracy of the CAF ICC Data Reported**

I certify that I am an officer of the reporting carrier; my responsibilities include ensuring the accuracy of the actual data reported; and, to the best of my knowledge, the information reported on this form is accurate.


Name of Reporting Carrier				Polar Communications	
Signature of Authorized Officer					
Date			5/17/2023		
Printed name of Authorized Officer				Karl Blake	
Title or position of Authorized Officer				CEO	
Telephone number of Authorized Officer:				(701) 284-7221 ext.	
Study Area Code of Reporting Carrier		381614	Filing Due Date for this form (mm/dd/yyyy)	June 16, 2023	

Persons willfully making false statements on this form can be punished by fine or forfeiture under the Communications Act of 1934, 47 U.S.C. §§ 502, 503(b), or fine or imprisonment under Title 18 of the United States Code, 18 U.S.C. § 1001.

**TO BE COMPLETED BY AN OFFICER OF THE REPORTING CARRIER**

**Certification of Officer for Rate-of-Return Carrier Eligibility for CAF/ICC Recovery**

I certify that I am an officer of the reporting carrier and that, to the best of my knowledge, the reporting carrier on this form certifies that it has complied with Eligible Recovery §51.917(d) and Access Recovery Charge §51.917(e) and is eligible to receive the CAF/ICC support requested pursuant to §51.917(f).

Name of Reporting Carrier <b>Polar Communications</b>			
Signature of authorized officer		Date	<b>5/17/2023</b>
Printed name of authorized officer <b>Karl Blake</b>			
Title or position of authorized officer <b>CEO</b>			
Telephone number of authorized officer: <b>(701) 284-7221</b>			
Study Area Code of Reporting Carrier	<b>381614</b>	Filing Due Date for this form (mm/dd/yyyy)	<b>June 16, 2023</b>
Persons willfully making false statements on this form can be punished by fine or forfeiture under the Communications Act of 1934, 47 U.S.C. §§ 502, 503(b), or fine or imprisonment under Title 18 of the United States Code, 18 U.S.C. § 1001.			

**TO BE COMPLETED BY AN OFFICER OF THE REPORTING CARRIER**

**Certification of Officer for Rate-of-Return Carrier Not Seeking Duplicative Recovery**

I certify that I am an officer of the reporting carrier and that, to the best of my knowledge, this reporting carrier is not seeking duplicative recovery in the state jurisdiction for any Eligible Recovery subject to the recovery mechanism as per 51.917(d)(vii).

Name of Reporting Carrier <b>Polar Communications</b>				
Signature of authorized officer <i>Karl Blake</i>		Date		<b>5/17/2023</b>
Printed name of authorized officer: <b>Karl Blake</b>				
Title or position of authorized officer <b>CEO</b>				
Telephone number of authorized officer: <b>(701) 284-7221</b>				
Study Area Code of Reporting Carrier	<b>381614</b>	Filing Due Date for this form (mm/dd/yyyy)	<b>June 16, 2023</b>	
<small>Persons willfully making false statements on this form can be punished by fine or forfeiture under the Communications Act of 1934, 47 U.S.C. §§ 502, 503(b), or fine or imprisonment under Title 18 of the United States Code, 18 U.S.C. § 1001.</small>				



Home	Paper Certification Tracking	Study Area Selection	Main Page	Study Area Data Input Menu	CAF & ARC Output	Historic Reports	Certification	Instructions & Documents	Contact Us
------	------------------------------	----------------------	-----------	----------------------------	------------------	------------------	---------------	--------------------------	------------

**Study Area: POLAR COMMUNICATIONS MUTUAL AID CORP (A) (ID: 381614)**  
**Holding Company: POLAR COMM. MUTUAL AID (ID: 200000267)**



**Study Area USAC Reports**

[ [View printer-friendly report](#) ]

Select Report -> ▼

Settlement Type: Average Schedule

CONNECT AMERICA FUND  
 [Data to be provided to USAC/FCC in June 2023 for CAF ICC Purposes]

[View USAC report in Excel](#)

Test Period 7/1/23-6/30/24 Post True-up (Filing) View

Rate-of-Return (ROR) Carrier Revenue Requirement		
1	2011 Interstate Switched Access Revenue Requirement	\$315,086
2	FY 2011 Intrastate Terminating Switched Access Revenues	\$177,989
3	FY 2011 Net Reciprocal Compensation Revenues	\$20,956
4	2011 ROR Carrier Base Period Revenue (Line 1 + Line 2 + Line 3)	\$514,031
5	ROR Carrier Baseline Adjustment Factor (0.95 ^ 12)	0.540360
6	ROR Carrier Revenue Requirement (Line 4 x Line 5)	\$277,762
7	Pool Administration Expenses	\$10,336
8	Total ROR Carrier Revenue Requirement (Line 6 + Line 7)	\$288,098
Revenues from Reformed Inter-carrier Compensation (ICC) Rates		
9	Interstate Switched Access Revenues	\$86,166
10	Interstate Allocated Switched Access Revenues#	\$23,870
11	Transitional Intrastate Access Service Revenues	\$18,937
12	Net Transitional Reciprocal Compensation Revenues	\$0
13	Total ICC Revenue (Line 10 + Line 11 + Line 12)	\$42,808
Eligible Recovery		
14	TRS Increment	\$0
15	Regulatory Fees Increment	\$0
16	NANPA Increment	\$0
17	Interstate Local Switching Support for Price Cap Affiliates or Estimated Duplicate LSS Costs in CAF II	\$0
18	Adjustment for Double Recovery or Corrections	\$0
19	Test Period 21/22 Trueup - Net Impact on Total Eligible Recovery	\$10,997
20	Eligible Recovery (Line 8 - Line 13) + (Line 14 + Line 15 + Line 16 + Line 18 + Line 19) - (Line 17)	\$256,287
Revenues from Access Recovery Charges (ARC)		
21	Residential ARC Revenues	\$0
22	Single Line Business ARC Revenues	\$4,428
23	Multi-Line Business ARC Revenues	\$12,348
24	Total ARC Revenues (Line 21 + Line 22 + Line 23)	\$16,776
Connect America Fund (CAF) ICC Support**		
25	Connect America Fund (CAF) ICC Support (Line 20 - Line 24)	\$239,511
Revised CAF ICC Support with Imputed ARC Revenues for Broadband-Only Loops		
26	Imputed ARC revenue for broadband-only loops	\$0
27	Adjusted Test Period 2023-2024 CAFICC Support (Line 25 - Line 26)	\$239,511

NOTES:  
 #Per FCC Designation Order, calculated as (Sum of Line 9 for all TS pool participants) \* (Line 1/ Sum of Line 1 for all TS pool participants)  
 \*\*NECA estimate provided for informational purposes only - actual to be calculated by USAC.





Home	Paper Certification Tracking	Study Area Selection	Main Page	Study Area Data Input Menu	CAF & ARC Output	Historic Reports	Certification	Instructions & Documents	Contact Us
------	------------------------------	----------------------	-----------	----------------------------	------------------	------------------	---------------	--------------------------	------------

Study Area: POLAR COMMUNICATIONS MUTUAL AID CORP (A) (ID: 381614)  
 Holding Company: POLAR COMM. MUTUAL AID (ID: 200000267)



Historic Toll-Free Originating End Office Rate Data Reports

Originating End Office Rates	Toll Free Data	Toll Free Routes			
2023 Originating Rates and Toll Free Data Report <input type="button" value="v"/> <b>TY 2023-2024 Toll Free Originating End Office Access Service Rate Calculations</b>					
USOC	Intrastate and Interstate Toll-Free Usage-Based Originating End Office Access Service Rate Elements	Current Interstate Originating Toll-Free End Office Rate	Current Intrastate Originating Toll-Free End Office Rate	Proposed Interstate Originating Toll-Free End Office Rate (1/2 of Current Rates)	Proposed Intrastate Originating Toll-Free End Office Rate (1/2 of Current Rates)
	Originating Local Switching	\$0.016795	\$0.016795	\$0.000000	\$0.000000
	Information surcharge, per 100 originating access minutes	\$0.026400	\$0.026400	\$0.000000	\$0.000000
	Originating Carrier Common Line	\$0.000000	\$0.000000	\$0.000000	\$0.000000
	Originating Transport or Residual Interconnection Charges	\$0.000000	\$0.000000	\$0.000000	\$0.000000

© 2023 NECA

[Terms of Use](#) | [Privacy Policy](#)



Home	Paper Certification Tracking	Study Area Selection	Main Page	Study Area Data Input Menu	CAF & ARC Output	Historic Reports	Certification	Instructions & Documents	Contact Us
------	------------------------------	----------------------	-----------	----------------------------	------------------	------------------	---------------	--------------------------	------------

Study Area: POLAR COMMUNICATIONS MUTUAL AID CORP (A) (ID: 381614)  
 Holding Company: POLAR COMM. MUTUAL AID (ID: 200000267)



**Intrastate Revenues (FCC TRP exhibit)**

[Download TRP Data in Excel](#)

**Intrastate Revenues**

[View TRP report in Excel](#)

Test Year 2023-2024 Expected Maximum Intrastate Revenue: \$0.00

Col D Rate Element Description	Col E Unit of Demand	Col F 7/1/2023 Interstate Rate	Col G Test Year 2022- 2023 Current Intrastate Rate	Col H 7/1/2023 Proposed Intrastate Rate	Col I FY 2011 Intrastate Units: Terminating for Non-Dedicated or Originating and Terminating for Dedicated Elements	Col J H*1 Intrastate Price-out with 7/1/2023 proposed intrastate rate and FY2011 Demand	Col K FY 2022 Intrastate Units: Terminating for Non-Dedicated and total for Dedicated Elements	Col L Test Year 2023- 2024 Forecasted Intrastate Units	Col M {(L/K)^(12/21)-1}*100 Intrastate Units Growth Rate %	Col N H*L TY 2023 21 Forecasted Intrastate Revenue
Terminating End Office Access Service Terminating End Office, Premium, per access minute	MOU	\$0.00000000	\$0.00000000	\$0.00000000	1,318,263.00	\$0.00	0.00	0.00	0.00%	\$0.00
Terminating End Office Access Service Terminating End Office, Non-Premium, per access minute	MOU	\$0.00000000	\$0.00000000	\$0.00000000	0.00	\$0.00	0.00	0.00	0.00%	\$0.00
Entrance Facility, Per Termination Voice Grade Two Wire	Termination	\$47.77	\$47.57	\$47.77	0.00	\$0.00	0.00	0.00	0.00%	\$0.00
Entrance Facility, Per Termination Voice Grade Four Wire	Termination	\$76.44	\$76.12	\$76.44	0.00	\$0.00	0.00	0.00	0.00%	\$0.00
Entrance Facility, Per Termination High Capacity DS1	Termination	\$232.88	\$231.90	\$232.88	0.00	\$0.00	0.00	0.00	0.00%	\$0.00
Entrance Facility, Per Termination High Capacity DS3	Termination	\$2,126.32	\$2,117.37	\$2,126.32	0.00	\$0.00	0.00	0.00	0.00%	\$0.00
Entrance Facility, Per Termination Synchronous Optical Channel OC3	Termination	\$2,168.20	\$2,159.08	\$2,168.20	0.00	\$0.00	0.00	0.00	0.00%	\$0.00
Entrance Facility, Per Termination Synchronous Optical Channel OC12	Termination	\$2,314.95	\$2,305.21	\$2,314.95	0.00	\$0.00	0.00	0.00	0.00%	\$0.00
Entrance Facility, Per Termination ESALT 2 Mbps	Circuit	\$412.49	\$410.75	\$412.49	0.00	\$0.00	0.00	0.00	0.00%	\$0.00
Entrance Facility, Per Termination ESALT 10 Mbps	Circuit	\$444.57	\$442.70	\$444.57	0.00	\$0.00	0.00	0.00	0.00%	\$0.00
Entrance Facility, Per Termination ESALT 50 Mbps	Circuit	\$575.96	\$573.54	\$575.96	0.00	\$0.00	0.00	0.00	0.00%	\$0.00
Direct Trunked Transport Facility/ Mile Voice Grade - Two Wire & Four Wire	Mile	\$3.40	\$3.39	\$3.40	0.00	\$0.00	0.00	0.00	0.00%	\$0.00
Direct Trunked Transport Facility/ Mile High Capacity DS1	Mile	\$15.96	\$15.89	\$15.96	0.00	\$0.00	0.00	0.00	0.00%	\$0.00
Direct Trunked Transport Facility/ Mile High Capacity DS3	Mile	\$138.99	\$138.41	\$138.99	0.00	\$0.00	0.00	0.00	0.00%	\$0.00
Direct Trunked Transport Facility/ Mile Synchronous Optical Channel OC3	Mile	\$148.78	\$148.15	\$148.78	0.00	\$0.00	0.00	0.00	0.00%	\$0.00
Direct Trunked Transport Facility/ Mile Synchronous Optical Channel OC12	Mile	\$186.72	\$185.93	\$186.72	0.00	\$0.00	0.00	0.00	0.00%	\$0.00
Direct Trunked Transport Facility/ Mile ESALT 2 Mbps DTF-E1	Circuit Miles	\$46.99	\$46.79	\$46.99	0.00	\$0.00	0.00	0.00	0.00%	\$0.00
Direct Trunked Transport Facility/ Mile ESALT 2 Mbps DTF-E2	Circuit Miles	\$31.33	\$31.20	\$31.33	0.00	\$0.00	0.00	0.00	0.00%	\$0.00
Direct Trunked Transport Facility/ Mile ESALT 2 Mbps DTF-E3	Circuit Miles	\$80.93	\$80.59	\$80.93	0.00	\$0.00	0.00	0.00	0.00%	\$0.00
Direct Trunked Transport Facility/ Mile ESALT 2 Mbps DTF-E4	Circuit Miles	\$135.50	\$134.93	\$135.50	0.00	\$0.00	0.00	0.00	0.00%	\$0.00
Direct Trunked Transport Facility/ Mile ESALT 10 Mbps DTF-E1	Circuit Miles	\$119.16	\$118.66	\$119.16	0.00	\$0.00	0.00	0.00	0.00%	\$0.00
Direct Trunked Transport Facility/ Mile ESALT 10 Mbps DTF-E2	Circuit Miles	\$71.50	\$71.20	\$71.50	0.00	\$0.00	0.00	0.00	0.00%	\$0.00
Direct Trunked Transport Facility/ Mile ESALT 10 Mbps DTF-E3	Circuit Miles	\$203.71	\$202.85	\$203.71	0.00	\$0.00	0.00	0.00	0.00%	\$0.00
Direct Trunked Transport Facility/ Mile ESALT 10 Mbps DTF-E4	Circuit Miles	\$417.82	\$416.06	\$417.82	0.00	\$0.00	0.00	0.00	0.00%	\$0.00
Direct Trunked Transport Facility/ Mile ESALT 50 Mbps DTF-E1	Circuit Miles	\$333.64	\$332.24	\$333.64	0.00	\$0.00	0.00	0.00	0.00%	\$0.00
Direct Trunked Transport Facility/ Mile ESALT 50 Mbps DTF-E2	Circuit Miles	\$222.45	\$221.51	\$222.45	0.00	\$0.00	0.00	0.00	0.00%	\$0.00
Direct Trunked Transport Facility/ Mile ESALT 50 Mbps DTF-E3	Circuit Miles	\$665.30	\$662.50	\$665.30	0.00	\$0.00	0.00	0.00	0.00%	\$0.00
Direct Trunked Transport Facility/ Mile ESALT 50 Mbps DTF-E4	Circuit Miles	\$1,185.66	\$1,180.67	\$1,185.66	0.00	\$0.00	0.00	0.00	0.00%	\$0.00
Direct Trunked Transport Facility/Termination Voice Grade - Two Wire & Four Wire	Termination	\$34.20	\$34.06	\$34.20	0.00	\$0.00	0.00	0.00	0.00%	\$0.00
Direct Trunked Transport Facility/Termination High Capacity DS1	Termination	\$82.78	\$82.43	\$82.78	0.00	\$0.00	0.00	0.00	0.00%	\$0.00
Direct Trunked Transport Facility/Termination High Capacity DS3	Termination	\$531.56	\$529.32	\$531.56	0.00	\$0.00	0.00	0.00	0.00%	\$0.00
Direct Trunked Transport Facility/Termination Synchronous Optical Channel OC3	Termination	\$553.48	\$551.15	\$553.48	0.00	\$0.00	0.00	0.00	0.00%	\$0.00
Direct Trunked Transport Facility/Termination Synchronous Optical Channel OC12	Termination	\$1,205.10	\$1,200.03	\$1,205.10	0.00	\$0.00	0.00	0.00	0.00%	\$0.00
Direct Trunked Transport Facility/Termination ESALT 2 Mbps	Circuit terms	\$109.66	\$109.20	\$109.66	0.00	\$0.00	0.00	0.00	0.00%	\$0.00
Direct Trunked Transport Facility/Termination ESALT 10 Mbps	Circuit terms	\$134.06	\$133.50	\$134.06	0.00	\$0.00	0.00	0.00	0.00%	\$0.00
Direct Trunked Transport Facility/Termination ESALT 50 Mbps	Circuit terms	\$163.84	\$163.15	\$163.84	0.00	\$0.00	0.00	0.00	0.00%	\$0.00
Multiplexing, Per Arrangement DS3 to DS1	Termination	\$485.00	\$482.96	\$485.00	0.00	\$0.00	0.00	0.00	0.00%	\$0.00
Multiplexing, Per Arrangement DS1 to Voice	Termination	\$187.25	\$186.46	\$187.25	0.00	\$0.00	0.00	0.00	0.00%	\$0.00
Customer Node Per Node OC3 155.52 Mbps	Port	\$503.47	\$501.35	\$503.47	0.00	\$0.00	0.00	0.00	0.00%	\$0.00
Customer Node Per Node OC12 622.08 Mbps	Port	\$1,454.48	\$1,448.36	\$1,454.48	0.00	\$0.00	0.00	0.00	0.00%	\$0.00
Customer Premises Port, Per Port OC3 155.52 Mbps	Port	\$165.22	\$164.52	\$165.22	0.00	\$0.00	0.00	0.00	0.00%	\$0.00
Customer Premises Port, Per Port STS-1 51.84 Mbps	Port	\$198.35	\$197.52	\$198.35	0.00	\$0.00	0.00	0.00	0.00%	\$0.00
Customer Premises Port, Per Port DS3 44.736 Mbps	Port	\$198.35	\$197.52	\$198.35	0.00	\$0.00	0.00	0.00	0.00%	\$0.00
Customer Premises Port, Per Port DS1 1.544 Mbps	Port	\$50.82	\$50.61	\$50.82	0.00	\$0.00	0.00	0.00	0.00%	\$0.00
Add/Drop Multiplexing Central Office Port, Per Port DS1 1.544 Mbps	Port	\$40.68	\$40.51	\$40.68	0.00	\$0.00	0.00	0.00	0.00%	\$0.00
Add/Drop Multiplexing Central Office Port, Per Port OC3 155.52 Mbps	Port	\$165.22	\$164.52	\$165.22	0.00	\$0.00	0.00	0.00	0.00%	\$0.00
Add/Drop Multiplexing Central Office Port, Per Port DS3 44.736 Mbps	Port	\$101.72	\$101.29	\$101.72	0.00	\$0.00	0.00	0.00	0.00%	\$0.00
Network Blocking, Per Blocked Call Network Blocking, Per Blocked Call, Applies to FGD only	Call	\$0.01667000	\$0.01666000	\$0.01667000	0.00	\$0.00	0.00	0.00	0.00%	\$0.00
ESALT Real Time CoS/QoS, Per ESALT DTF-E1 Facility ESALT 2 Mbps	Facility	\$8.98	\$8.94	\$8.98	0.00	\$0.00	0.00	0.00	0.00%	\$0.00
ESALT Real Time CoS/QoS, Per ESALT DTF-E1 Facility ESALT 10 Mbps	Facility	\$44.88	\$44.69	\$44.88	0.00	\$0.00	0.00	0.00	0.00%	\$0.00
ESALT Real Time CoS/QoS, Per ESALT DTF-E1 Facility ESALT 50 Mbps	Facility	\$139.69	\$139.10	\$139.69	0.00	\$0.00	0.00	0.00	0.00%	\$0.00
ESALT Entrance Facility Protection, Per ESALT Entrance Facility ESALT 2 Mbps	Circuit	\$288.93	\$287.71	\$288.93	0.00	\$0.00	0.00	0.00	0.00%	\$0.00
ESALT Entrance Facility Protection, Per ESALT Entrance Facility ESALT 10 Mbps	Circuit	\$288.93	\$287.71	\$288.93	0.00	\$0.00	0.00	0.00	0.00%	\$0.00
ESALT Entrance Facility Protection, Per ESALT Entrance Facility ESALT 50 Mbps	Circuit	\$288.93	\$287.71	\$288.93	0.00	\$0.00	0.00	0.00	0.00%	\$0.00
Common Channel Signaling Network Connection Signaling Mileage Facility, Per Mile	Mile	\$4.58	\$4.56	\$4.58	0.00	\$0.00	0.00	0.00	0.00%	\$0.00
Common Channel Signaling Network Connection Signaling Mileage Termination, Per Termination	Termination	\$46.03	\$45.84	\$46.03	0.00	\$0.00	0.00	0.00	0.00%	\$0.00
Common Channel Signaling Network Connection Signaling Entrance Facility, Per Facility	Facility	\$88.16	\$87.79	\$88.16	0.00	\$0.00	0.00	0.00	0.00%	\$0.00
Common Channel Signaling Network Connection STP Port, Per Port	Port	\$454.30	\$452.39	\$454.30	0.00	\$0.00	0.00	0.00	0.00%	\$0.00
Terminating Tandem Switched Transport Terminating Tandem Switched Transport Facility	Minutes / Mile	\$0.00043700	\$0.00043500	\$0.00043700	39,478,612.00	\$17,252.15	0.00	0.00	0.00%	\$0.00
Terminating Tandem Switched Transport Terminating Tandem Switched Termination	Minutes	\$0.00227100	\$0.00226100	\$0.00227100	3,229,856.00	\$7,335.00	0.00	0.00	0.00%	\$0.00
Terminating Tandem Switched Transport Terminating Tandem Switching	Minutes	\$0.00572900	\$0.00570500	\$0.00572900	1,318,264.00	\$7,552.33	0.00	0.00	0.00%	\$0.00

2023 CAF ICC Data Collection

Nonrecurring Charges Voice Grade Two Wire	Facility	\$489.07	\$487.01	\$489.07	0.00	\$0.00	0.00	0.00%	\$0.00
Nonrecurring Charges Voice Grade Four Wire	Facility	\$489.07	\$487.01	\$489.07	0.00	\$0.00	0.00	0.00%	\$0.00
Nonrecurring Charges High Capacity DS1	Facility	\$358.67	\$357.16	\$358.67	0.00	\$0.00	0.00	0.00%	\$0.00
Nonrecurring Charges High Capacity DS3	Facility	\$483.64	\$481.61	\$483.64	0.00	\$0.00	0.00	0.00%	\$0.00
Nonrecurring Charges Synchronous Optical Channel OC3	Facility	\$391.26	\$389.61	\$391.26	0.00	\$0.00	0.00	0.00%	\$0.00
Nonrecurring Charges Synchronous Optical Channel OC12	Facility	\$391.26	\$389.61	\$391.26	0.00	\$0.00	0.00	0.00%	\$0.00
Nonrecurring Charges Interim NXX Translation, Per Order	Order	\$239.11	\$238.10	\$239.11	0.00	\$0.00	0.00	0.00%	\$0.00
Nonrecurring Charges FGC and FGD Conversion of Multifrequency Address Signaling to SS7 Signaling or SS7 Signaling to Multifrequency Address Signaling, per 24 trunks converted or fraction thereof on a per order basis	Order	\$480.38	\$478.36	\$480.38	0.00	\$0.00	0.00	0.00%	\$0.00
Nonrecurring Charges Trunk Activation, per 24 trunks activated or fraction thereof on a per order basis	Order	\$498.85	\$496.75	\$498.85	0.00	\$0.00	0.00	0.00%	\$0.00
Nonrecurring Charges Flexible Automatic Number Identification (Flex ANI), per End Office, per CIC	End Office	\$0.00000000	\$0.00000000	\$0.00000000	0.00	\$0.00	0.00	0.00%	\$0.00
Nonrecurring Charges ESALT 2 Mbps	Facility	\$579.64	\$577.20	\$579.64	0.00	\$0.00	0.00	0.00%	\$0.00
Nonrecurring Charges ESALT 10 Mbps	Facility	\$579.64	\$577.20	\$579.64	0.00	\$0.00	0.00	0.00%	\$0.00
Nonrecurring Charges ESALT 50 Mbps	Facility	\$579.64	\$577.20	\$579.64	0.00	\$0.00	0.00	0.00%	\$0.00
Nonrecurring Charges ESALT Direct Trunked Termination, per ESALT Direct Trunked Termination installed	Order	\$381.88	\$380.27	\$381.88	0.00	\$0.00	0.00	0.00%	\$0.00
Nonrecurring Charges ESALT Entrance Facility Protection, per ESALT Entrance Facility	Facility	\$585.89	\$583.43	\$585.89	0.00	\$0.00	0.00	0.00%	\$0.00

Page 159 of 163

\$0.00

© 2023 NECA

[Terms of Use](#) | [Privacy Policy](#)



Home	Study Area Selection	Main Page	Study Area Data Input Menu	CAF & ARC Output	Historic Reports	Certification	Instructions & Documents	Contact Us	
------	----------------------	-----------	----------------------------	------------------	------------------	---------------	--------------------------	------------	--

Study Area: POLAR COMMUNICATIONS MUTUAL AID CORP (A) (ID: 381614)  
 Holding Company: POLAR COMM. MUTUAL AID (ID: 200000267)



**Access Recovery Charges**


Recalculate ARC Rates & CAF Support revenues

Test Period 2023-24 Pre-True-up View		Test Period 2023-24 Post-True-Up (Filing) View								
<b>Test Period 2023-2024 Post-True-Up (Filing) View</b>										
Exchange/Zone Name	Residential Lines excluding Lifelines	Residential ARC	Residential ARC Revenue	SLB Lines	SLB ARC	SLB ARC Revenue	MLB Lines	MLB ARC	MLB ARC Revenue	Total ARC Revenue
Adams	51	\$0.00	\$0.00							
Edmore	82	\$0.00	\$0.00							
Fordville	54	\$0.00	\$0.00							
Gilby	66	\$0.00	\$0.00							
Lakota	149	\$0.00	\$0.00							
Pembina	120	\$0.00	\$0.00							
Saint Vincent	18	\$0.00	\$0.00							
<b>Study Area Summary</b>	<b>540</b>		<b>\$0.00</b>	<b>123</b>	<b>\$3.00</b>	<b>\$4,428.00</b>	<b>343</b>	<b>\$3.00</b>	<b>\$12,348.00</b>	<b>\$16,776.00</b>

© 2023 NECA

[Terms of Use](#) | [Privacy Policy](#)


TO BE COMPLETED BY THE REPORTING CARRIER, IF AN AGENT IS FILING DATA ON THE CARRIER'S BEHALF:

Certification of Officer to Authorize an Agent to File Data Reported on Behalf of Reporting Carrier				
I certify that (Name of Agent) <u>National Exchange Carrier Association, Inc. (NECA)</u> is authorized to submit the information reported on behalf of the reporting carrier. I also certify that I am an officer of the reporting carrier; my responsibilities include ensuring the accuracy of the data provided to the Authorized Agent; and, to the best of my knowledge, the actual data provided to the Authorized Agent are accurate.				
Name of Authorized Agent <u>National Exchange Carrier Association, Inc. (NECA)</u>				
Name of Reporting Carrier <u>Wolverton Telephone Company</u>				
Signature of Authorized Officer 				Date <u>5/17/2023</u>
Printed name of Authorized Officer <u>Karl Blake</u>				
Title or position of Authorized Officer <u>Executive Vice President</u>				
Telephone number of Authorized Officer: <u>(701) 284-7221</u> ext.				
Study Area Code of Reporting Carrier	<u>381509</u>	Filing Due Date for this form (mm/dd/yyyy)	<u>June 16, 2023</u>	
Persons willfully making false statements on this form can be punished by fine or forfeiture under the Communications Act of 1934, 47 U.S.C. §§ 502, 503(b), or fine or imprisonment under Title 18 of the United States Code, 18 U.S.C. § 1001.				

TO BE COMPLETED BY THE REPORTING CARRIER,

**Certification of Officer as to the Accuracy of the CAF ICC Data Reported**

I certify that I am an officer of the reporting carrier; my responsibilities include ensuring the accuracy of the actual data reported; and, to the best of my knowledge, the information reported on this form is accurate.

Name of Reporting Carrier <b>Wolverton Telephone Co.</b>			
Signature of Authorized Officer 		Date <b>5/17/2023</b>	
Printed name of Authorized Officer <b>Karl Blake</b>			
Title or position of Authorized Officer <b>Executive Vice President</b>			
Telephone number of Authorized Officer: <b>(701) 284-7221</b> , ext.			
Study Area Code of Reporting Carrier	<b>381509</b>	Filing Due Date for this form (mm/dd/yyyy)	<b>June 16, 2023</b>

Persons willfully making false statements on this form can be punished by fine or forfeiture under the Communications Act of 1934, 47 U.S.C. §§ 502, 503(b), or fine or imprisonment under Title 18 of the United States Code, 18 U.S.C. § 1001.

**TO BE COMPLETED BY AN OFFICER OF THE REPORTING CARRIER**

**Certification of Officer for Rate-of-Return Carrier Eligibility for CAF/ICC Recovery**

I certify that I am an officer of the reporting carrier and that, to the best of my knowledge, the reporting carrier on this form certifies that it has complied with Eligible Recovery §51.917(d) and Access Recovery Charge §51.917(e) and is eligible to receive the CAF/ICC support requested pursuant to §51.917(f).

Name of Reporting Carrier: <b>Wolverton Telephone Co.</b>			
Signature of authorized officer: <i>Karl Blake</i>	Date:	<b>5/17/2023</b>	
Printed name of authorized officer: <b>Karl Blake</b>			
Title or position of authorized officer: <b>Executive Vice President</b>			
Telephone number of authorized officer: <b>(701) 284-7221</b>			
Study Area Code of Reporting Carrier:	<b>381509</b>	Filing Due Date for this form (mm/dd/yyyy)	<b>June 16, 2023</b>
<small>Persons willfully making false statements on this form can be punished by fine or forfeiture under the Communications Act of 1934, 47 U.S.C. §§ 502, 503(b), or fine or imprisonment under Title 18 of the United States Code, 18 U.S.C. § 1001.</small>			

**TO BE COMPLETED BY AN OFFICER OF THE REPORTING CARRIER**

**Certification of Officer for Rate-of-Return Carrier Not Seeking Duplicative Recovery**

I certify that I am an officer of the reporting carrier and that, to the best of my knowledge, this reporting carrier is not seeking duplicative recovery in the state jurisdiction for any Eligible Recovery subject to the recovery mechanism as per 51.917(d)(vii).

Name of Reporting Carrier <b>Wolverton Telephone Co.</b>			
Signature of authorized officer <i>Karl Blake</i>	Date	<b>5/17/2023</b>	
Printed name of authorized officer <b>Karl Blake</b>			
Title or position of authorized officer <b>Executive Vice President</b>			
Telephone number of authorized officer: <b>(701) 284-7221</b>			
Study Area Code of Reporting Carrier	<b>381509</b>	Filing Due Date for this form (mm/dd/yyyy)	<b>June 16, 2023</b>
<small>Persons willfully making false statements on this form can be punished by fine or forfeiture under the Communications Act of 1934, 47 U.S.C. §§ 502, 503(b), or fine or Imprisonment under Title 18 of the United States Code, 18 U.S.C. § 1001.</small>			



Home	Paper Certification Tracking	Study Area Selection	Main Page	Study Area Data Input Menu	CAF & ARC Output	Historic Reports	Certification	Instructions & Documents	Contact Us
------	------------------------------	----------------------	-----------	----------------------------	------------------	------------------	---------------	--------------------------	------------

Study Area: **WOLVERTON TEL. CO. (ID: 381509)**  
 Holding Company: **POLAR COMM. MUTUAL AID (ID: 200000267)**



**Study Area USAC Reports**

[ [View printer-friendly report](#) ]

Select Report ->

Settlement Type: Average Schedule

CONNECT AMERICA FUND  
 [Data to be provided to USAC/FCC in June 2023 for CAF ICC Purposes]

[View USAC report in Excel](#)

Test Period 7/1/23-6/30/24 Post True-up (Filing) View

Rate-of-Return (ROR) Carrier Revenue Requirement		
1	2011 Interstate Switched Access Revenue Requirement	\$71,571
2	FY 2011 Intrastate Terminating Switched Access Revenues	\$9,800
3	FY 2011 Net Reciprocal Compensation Revenues	\$2,955
4	2011 ROR Carrier Base Period Revenue (Line 1 + Line 2 + Line 3)	\$84,326
5	ROR Carrier Baseline Adjustment Factor (0.95 ^ 12)	0.540360
6	ROR Carrier Revenue Requirement (Line 4 x Line 5)	\$45,566
7	Pool Administration Expenses	\$1,219
8	Total ROR Carrier Revenue Requirement (Line 6 + Line 7)	\$46,785
Revenues from Reformed Inter-carrier Compensation (ICC) Rates		
9	Interstate Switched Access Revenues	\$273
10	Interstate Allocated Switched Access Revenues#	\$5,422
11	Transitional Intrastate Access Service Revenues	\$3,732
12	Net Transitional Reciprocal Compensation Revenues	\$0
13	Total ICC Revenue (Line 10 + Line 11 + Line 12)	\$9,154
Eligible Recovery		
14	TRS Increment	\$0
15	Regulatory Fees Increment	\$0
16	NANPA Increment	\$0
17	Interstate Local Switching Support for Price Cap Affiliates or Estimated Duplicate LSS Costs in CAF II	\$0
18	Adjustment for Double Recovery or Corrections	\$0
19	Test Period 21/22 Trueup - Net Impact on Total Eligible Recovery	(\$943)
20	Eligible Recovery (Line 8 - Line 13) + (Line 14 + Line 15 + Line 16 + Line 18 + Line 19) - (Line 17)	\$36,688
Revenues from Access Recovery Charges (ARC)		
21	Residential ARC Revenues	\$0
22	Single Line Business ARC Revenues	\$252
23	Multi-Line Business ARC Revenues	\$144
24	Total ARC Revenues (Line 21 + Line 22 + Line 23)	\$396
Connect America Fund (CAF) ICC Support**		
25	Connect America Fund (CAF) ICC Support (Line 20 - Line 24)	\$36,292
Revised CAF ICC Support with Imputed ARC Revenues for Broadband-Only Loops		
26	Imputed ARC revenue for broadband-only loops	\$0
27	Adjusted Test Period 2023-2024 CAFICC Support (Line 25 - Line 26)	\$36,292

NOTES:  
 #Per FCC Designation Order, calculated as (Sum of Line 9 for all TS pool participants) \* (Line 1/ Sum of Line 1 for all TS pool participants)  
 \*\*NECA estimate provided for informational purposes only - actual to be calculated by USAC.





Home	Paper Certification Tracking	Study Area Selection	Main Page	Study Area Data Input Menu	CAF & ARC Output	Historic Reports	Certification	Instructions & Documents	Contact Us
------	------------------------------	----------------------	-----------	----------------------------	------------------	------------------	---------------	--------------------------	------------

Study Area: WOLVERTON TEL. CO. (ID: 381509)  
 Holding Company: POLAR COMM. MUTUAL AID (ID: 200000267)



**Historic Toll-Free Originating End Office Rate Data Reports**

Originating End Office Rates	Toll Free Data	Toll Free Routes
------------------------------	----------------	------------------

2023 Originating Rates and Toll Free Data Report <input type="button" value="v"/> <b>TY 2023-2024 Toll Free Originating End Office Access Service Rate Calculations</b>					
USOC	Intrastate and Interstate Toll-Free Usage-Based Originating End Office Access Service Rate Elements	Current Interstate Originating Toll-Free End Office Rate	Current Intrastate Originating Toll-Free End Office Rate	Proposed Interstate Originating Toll-Free End Office Rate (1/2 of Current Rates)	Proposed Intrastate Originating Toll-Free End Office Rate (1/2 of Current Rates)
	Originating Local Switching	\$0.023993	\$0.023993	\$0.000000	\$0.000000
	Information surcharge, per 100 originating access minutes	\$0.026400	\$0.026400	\$0.000000	\$0.000000
	Originating Carrier Common Line	\$0.000000	\$0.000000	\$0.000000	\$0.000000
	Originating Transport or Residual Interconnection Charges	\$0.000000	\$0.000000	\$0.000000	\$0.000000

© 2023 NECA

[Terms of Use](#) | [Privacy Policy](#)



Home	Paper Certification Tracking	Study Area Selection	Main Page	Study Area Data Input Menu	CAF & ARC Output	Historic Reports	Certification	Instructions & Documents	Contact Us
------	------------------------------	----------------------	-----------	----------------------------	------------------	------------------	---------------	--------------------------	------------

Study Area: WOLVERTON TEL. CO. (ID: 381509)  
 Holding Company: POLAR COMM. MUTUAL AID (ID: 200000267)



Intrastate Revenues (FCC TRP exhibit)

[Download TRP Data in Excel](#)

Intrastate Revenues

[View TRP report in Excel](#)

Test Year 2023-2024 Expected Maximum Intrastate Revenue: \$0.00

Col D -- Rate Element Description	Col E -- Unit of Demand	Col F -- 7/1/2023 Intrastate Rate	Col G -- Test Year 2022- 2023 Current Intrastate Rate	Col H -- 7/1/2023 Proposed Intrastate Rate	Col I -- FY 2011 Intrastate Units Terminating for Non-Dedicated or Originating and Terminating for Dedicated Elements	Col J -- H*1 Intrastate Price-out with 7/1/2023 proposed intrastate rate and FY2011 Demand	Col K -- FY 2022 Intrastate Units Terminating for Non-Dedicated and total for Dedicated Elements	Col L -- Test Year 2023- 2024 Forecasted Intrastate Units	Col M -- {(L/K)/(I2/I1)-1}*100 Intrastate Units Growth Rate %	Col N -- H*L TY 2023-24 Forecasted Intrastate Revenue
Terminating End Office Access Service Terminating End Office, Premium, per access minute	MOU	\$0.00000000	\$0.00000000	\$0.00000000	91,777.00	\$0.00	0.00	0.00	0.00%	\$0.00
Terminating End Office Access Service Terminating End Office, Non-Premium, per access minute	MOU	\$0.00000000	\$0.00000000	\$0.00000000	0.00	\$0.00	0.00	0.00	0.00%	\$0.00
Entrance Facility, Per Termination Voice Grade Two Wire	Termination	\$82.86	\$82.51	\$82.86	0.00	\$0.00	0.00	0.00	0.00%	\$0.00
Entrance Facility, Per Termination Voice Grade Four Wire	Termination	\$132.59	\$132.03	\$132.59	0.00	\$0.00	0.00	0.00	0.00%	\$0.00
Entrance Facility, Per Termination High Capacity DS1	Termination	\$403.92	\$402.22	\$403.92	0.00	\$0.00	0.00	0.00	0.00%	\$0.00
Entrance Facility, Per Termination High Capacity DS3	Termination	\$3,688.12	\$3,672.60	\$3,688.12	0.00	\$0.00	0.00	0.00	0.00%	\$0.00
Entrance Facility, Per Termination Synchronous Optical Channel OC3	Termination	\$3,760.77	\$3,744.95	\$3,760.77	0.00	\$0.00	0.00	0.00	0.00%	\$0.00
Entrance Facility, Per Termination Synchronous Optical Channel OC12	Termination	\$4,015.28	\$3,998.39	\$4,015.28	0.00	\$0.00	0.00	0.00	0.00%	\$0.00
Entrance Facility, Per Termination ESALT 2 Mbps	Circuit	\$715.42	\$712.41	\$715.42	0.00	\$0.00	0.00	0.00	0.00%	\$0.00
Entrance Facility, Per Termination ESALT 10 Mbps	Circuit	\$771.08	\$767.84	\$771.08	0.00	\$0.00	0.00	0.00	0.00%	\$0.00
Entrance Facility, Per Termination ESALT 50 Mbps	Circuit	\$998.99	\$994.79	\$998.99	0.00	\$0.00	0.00	0.00	0.00%	\$0.00
Direct Trunked Transport Facility/ Mile Voice Grade - Two Wire & Four Wire	Mile	\$5.88	\$5.86	\$5.88	0.00	\$0.00	0.00	0.00	0.00%	\$0.00
Direct Trunked Transport Facility/ Mile High Capacity DS1	Mile	\$27.69	\$27.57	\$27.69	0.00	\$0.00	0.00	0.00	0.00%	\$0.00
Direct Trunked Transport Facility/ Mile High Capacity DS3	Mile	\$241.06	\$240.05	\$241.06	0.00	\$0.00	0.00	0.00	0.00%	\$0.00
Direct Trunked Transport Facility/ Mile Synchronous Optical Channel OC3	Mile	\$258.06	\$256.97	\$258.06	0.00	\$0.00	0.00	0.00	0.00%	\$0.00
Direct Trunked Transport Facility/ Mile Synchronous Optical Channel OC12	Mile	\$323.90	\$322.54	\$323.90	0.00	\$0.00	0.00	0.00	0.00%	\$0.00
Direct Trunked Transport Facility/ Mile ESALT 2 Mbps DTF-E1	Circuit Miles	\$81.51	\$81.17	\$81.51	0.00	\$0.00	0.00	0.00	0.00%	\$0.00
Direct Trunked Transport Facility/ Mile ESALT 2 Mbps DTF-E2	Circuit Miles	\$54.35	\$54.12	\$54.35	0.00	\$0.00	0.00	0.00	0.00%	\$0.00
Direct Trunked Transport Facility/ Mile ESALT 2 Mbps DTF-E3	Circuit Miles	\$80.93	\$80.59	\$80.93	0.00	\$0.00	0.00	0.00	0.00%	\$0.00
Direct Trunked Transport Facility/ Mile ESALT 2 Mbps DTF-E4	Circuit Miles	\$135.50	\$134.93	\$135.50	0.00	\$0.00	0.00	0.00	0.00%	\$0.00
Direct Trunked Transport Facility/ Mile ESALT 10 Mbps DTF-E1	Circuit Miles	\$206.68	\$205.81	\$206.68	0.00	\$0.00	0.00	0.00	0.00%	\$0.00
Direct Trunked Transport Facility/ Mile ESALT 10 Mbps DTF-E2	Circuit Miles	\$124.03	\$123.51	\$124.03	0.00	\$0.00	0.00	0.00	0.00%	\$0.00
Direct Trunked Transport Facility/ Mile ESALT 10 Mbps DTF-E3	Circuit Miles	\$203.71	\$202.85	\$203.71	0.00	\$0.00	0.00	0.00	0.00%	\$0.00
Direct Trunked Transport Facility/ Mile ESALT 10 Mbps DTF-E4	Circuit Miles	\$417.82	\$416.06	\$417.82	0.00	\$0.00	0.00	0.00	0.00%	\$0.00
Direct Trunked Transport Facility/ Mile ESALT 50 Mbps DTF-E1	Circuit Miles	\$578.70	\$576.27	\$578.70	0.00	\$0.00	0.00	0.00	0.00%	\$0.00
Direct Trunked Transport Facility/ Mile ESALT 50 Mbps DTF-E2	Circuit Miles	\$385.82	\$384.20	\$385.82	0.00	\$0.00	0.00	0.00	0.00%	\$0.00
Direct Trunked Transport Facility/ Mile ESALT 50 Mbps DTF-E3	Circuit Miles	\$665.30	\$662.50	\$665.30	0.00	\$0.00	0.00	0.00	0.00%	\$0.00
Direct Trunked Transport Facility/ Mile ESALT 50 Mbps DTF-E4	Circuit Miles	\$1,185.66	\$1,180.67	\$1,185.66	0.00	\$0.00	0.00	0.00	0.00%	\$0.00
Direct Trunked Transport Facility/Termination Voice Grade - Two Wire & Four Wire	Termination	\$59.31	\$59.06	\$59.31	0.00	\$0.00	0.00	0.00	0.00%	\$0.00
Direct Trunked Transport Facility/Termination High Capacity DS1	Termination	\$143.57	\$142.97	\$143.57	0.00	\$0.00	0.00	0.00	0.00%	\$0.00
Direct Trunked Transport Facility/Termination High Capacity DS3	Termination	\$922.02	\$918.14	\$922.02	0.00	\$0.00	0.00	0.00	0.00%	\$0.00
Direct Trunked Transport Facility/Termination Synchronous Optical Channel OC3	Termination	\$960.00	\$955.96	\$960.00	0.00	\$0.00	0.00	0.00	0.00%	\$0.00
Direct Trunked Transport Facility/Termination Synchronous Optical Channel OC12	Termination	\$2,090.21	\$2,081.42	\$2,090.21	0.00	\$0.00	0.00	0.00	0.00%	\$0.00
Direct Trunked Transport Facility/Termination ESALT 2 Mbps	Circuit terms	\$190.20	\$189.40	\$190.20	0.00	\$0.00	0.00	0.00	0.00%	\$0.00
Direct Trunked Transport Facility/Termination ESALT 10 Mbps	Circuit terms	\$232.53	\$231.55	\$232.53	0.00	\$0.00	0.00	0.00	0.00%	\$0.00
Direct Trunked Transport Facility/Termination ESALT 50 Mbps	Circuit terms	\$284.19	\$282.99	\$284.19	0.00	\$0.00	0.00	0.00	0.00%	\$0.00
Multiplexing, Per Arrangement DS3 to DS1	Termination	\$841.23	\$837.69	\$841.23	0.00	\$0.00	0.00	0.00	0.00%	\$0.00
Multiplexing, Per Arrangement DS1 to Voice	Termination	\$324.80	\$323.43	\$324.80	0.00	\$0.00	0.00	0.00	0.00%	\$0.00
Customer Node Per Node OC3 155.52 Mbps	Port	\$873.26	\$869.59	\$873.26	0.00	\$0.00	0.00	0.00	0.00%	\$0.00
Customer Node Per Node OC12 622.08 Mbps	Port	\$2,522.78	\$2,512.17	\$2,522.78	0.00	\$0.00	0.00	0.00	0.00%	\$0.00
Customer Premises Port, Per Port OC3 155.52 Mbps	Port	\$286.54	\$285.33	\$286.54	0.00	\$0.00	0.00	0.00	0.00%	\$0.00
Customer Premises Port, Per Port STS-1 51.84 Mbps	Port	\$344.03	\$342.58	\$344.03	0.00	\$0.00	0.00	0.00	0.00%	\$0.00
Customer Premises Port, Per Port DS3 44.736 Mbps	Port	\$344.03	\$342.58	\$344.03	0.00	\$0.00	0.00	0.00	0.00%	\$0.00
Customer Premises Port, Per Port DS1 1.544 Mbps	Port	\$88.19	\$87.82	\$88.19	0.00	\$0.00	0.00	0.00	0.00%	\$0.00
Add/Drop Multiplexing Central Office Port, Per Port DS1 1.544 Mbps	Port	\$70.55	\$70.25	\$70.55	0.00	\$0.00	0.00	0.00	0.00%	\$0.00
Add/Drop Multiplexing Central Office Port, Per Port OC3 155.52 Mbps	Port	\$286.54	\$285.33	\$286.54	0.00	\$0.00	0.00	0.00	0.00%	\$0.00
Add/Drop Multiplexing Central Office Port, Per Port DS3 44.736 Mbps	Port	\$176.41	\$175.67	\$176.41	0.00	\$0.00	0.00	0.00	0.00%	\$0.00
Network Blocking, Per Blocked Call Network Blocking, Per Blocked Call, Applies to FGD only	Call	\$0.01667000	\$0.01667000	\$0.01667000	0.00	\$0.00	0.00	0.00	0.00%	\$0.00
ESALT Real Time CoS/QoS, Per ESALT DTF-E1 Facility ESALT 2 Mbps	Facility	\$15.56	\$15.49	\$15.56	0.00	\$0.00	0.00	0.00	0.00%	\$0.00
ESALT Real Time CoS/QoS, Per ESALT DTF-E1 Facility ESALT 10 Mbps	Facility	\$77.83	\$77.50	\$77.83	0.00	\$0.00	0.00	0.00	0.00%	\$0.00
ESALT Real Time CoS/QoS, Per ESALT DTF-E1 Facility ESALT 50 Mbps	Facility	\$242.21	\$241.19	\$242.21	0.00	\$0.00	0.00	0.00	0.00%	\$0.00
ESALT Entrance Facility Protection, Per ESALT Entrance Facility ESALT 2 Mbps	Circuit	\$288.93	\$287.71	\$288.93	0.00	\$0.00	0.00	0.00	0.00%	\$0.00
ESALT Entrance Facility Protection, Per ESALT Entrance Facility ESALT 10 Mbps	Circuit	\$288.93	\$287.71	\$288.93	0.00	\$0.00	0.00	0.00	0.00%	\$0.00
ESALT Entrance Facility Protection, Per ESALT Entrance Facility ESALT 50 Mbps	Circuit	\$288.93	\$287.71	\$288.93	0.00	\$0.00	0.00	0.00	0.00%	\$0.00
Common Channel Signaling Network Connection Signaling Mileage Facility, Per Mile	Mile	\$7.95	\$7.92	\$7.95	0.00	\$0.00	0.00	0.00	0.00%	\$0.00
Common Channel Signaling Network Connection Signaling Mileage Termination, Per Termination	Termination	\$79.84	\$79.50	\$79.84	0.00	\$0.00	0.00	0.00	0.00%	\$0.00
Common Channel Signaling Network Connection Signaling Entrance Facility, Per Facility	Facility	\$152.92	\$152.28	\$152.92	0.00	\$0.00	0.00	0.00	0.00%	\$0.00
Common Channel Signaling Network Connection STP Port, Per Port	Port	\$787.99	\$784.67	\$787.99	0.00	\$0.00	0.00	0.00	0.00%	\$0.00
Terminating Tandem Switched Transport Terminating Tandem Switched Transport Facility	Minutes / Mile	\$0.00020400	\$0.00020300	\$0.00020400	12,944,785.00	\$2,640.74	0.00	0.00	0.00%	\$0.00
Terminating Tandem Switched Transport Terminating Tandem Switched Termination	Minutes	\$0.00106300	\$0.00105900	\$0.00106300	294,532.00	\$313.09	0.00	0.00	0.00%	\$0.00
Terminating Tandem Switched Transport Terminating Tandem Switching	Minutes	\$0.00268400	\$0.00267300	\$0.00268400	91,777.00	\$246.33	0.00	0.00	0.00%	\$0.00

2023 CAF ICC Data Collection

Nonrecurring Charges Voice Grade Two Wire	Facility	\$489.07	\$487.01	\$489.07	0.00	\$0.00	0.00	0.00	0.00%	\$0.00
Nonrecurring Charges Voice Grade Four Wire	Facility	\$489.07	\$487.01	\$489.07	0.00	\$0.00	0.00	0.00	0.00%	\$0.00
Nonrecurring Charges High Capacity DS1	Facility	\$358.67	\$357.16	\$358.67	0.00	\$0.00	0.00	0.00	0.00%	\$0.00
Nonrecurring Charges High Capacity DS3	Facility	\$483.64	\$481.61	\$483.64	0.00	\$0.00	0.00	0.00	0.00%	\$0.00
Nonrecurring Charges Synchronous Optical Channel OC3	Facility	\$391.26	\$389.61	\$391.26	0.00	\$0.00	0.00	0.00	0.00%	\$0.00
Nonrecurring Charges Synchronous Optical Channel OC12	Facility	\$391.26	\$389.61	\$391.26	0.00	\$0.00	0.00	0.00	0.00%	\$0.00
Nonrecurring Charges Interim NXX Translation, Per Order	Order	\$239.11	\$238.10	\$239.11	0.00	\$0.00	0.00	0.00	0.00%	\$0.00
Nonrecurring Charges FGC and FGD Conversion of Multifrequency Address Signaling to SS7 Signaling or SS7 Signaling to Multifrequency Address Signaling, per 24 trunks converted or fraction thereof on a per order basis	Order	\$480.38	\$478.36	\$480.38	0.00	\$0.00	0.00	0.00	0.00%	\$0.00
Nonrecurring Charges Trunk Activation, per 24 trunks activated or fraction thereof on a per order basis	Order	\$498.85	\$496.75	\$498.85	0.00	\$0.00	0.00	0.00	0.00%	\$0.00
Nonrecurring Charges Flexible Automatic Number Identification (Flex ANI), per End Office, per CIC	End Office	\$0.00000000	\$0.00000000	\$0.00000000	0.00	\$0.00	0.00	0.00	0.00%	\$0.00
Nonrecurring Charges ESALT 2 Mbps	Facility	\$579.64	\$577.20	\$579.64	0.00	\$0.00	0.00	0.00	0.00%	\$0.00
Nonrecurring Charges ESALT 10 Mbps	Facility	\$579.64	\$577.20	\$579.64	0.00	\$0.00	0.00	0.00	0.00%	\$0.00
Nonrecurring Charges ESALT 50 Mbps	Facility	\$579.64	\$577.20	\$579.64	0.00	\$0.00	0.00	0.00	0.00%	\$0.00
Nonrecurring Charges ESALT Direct Trunked Termination, per ESALT Direct Trunked Termination Installed	Order	\$381.88	\$380.27	\$381.88	0.00	\$0.00	0.00	0.00	0.00%	\$0.00
Nonrecurring Charges ESALT Entrance Facility Protection, per ESALT Entrance Facility	Facility	\$585.89	\$583.43	\$585.89	0.00	\$0.00	0.00	0.00	0.00%	\$0.00

\$ 260.16

\$0.00

© 2023 NECA

[Terms of Use](#) | [Privacy Policy](#)



Home	Study Area Selection	Main Page	Study Area Data Input Menu	CAF & ARC Output	Historic Reports	Certification	Instructions & Documents	Contact Us	
------	----------------------	-----------	----------------------------	------------------	------------------	---------------	--------------------------	------------	--

**Study Area: WOLVERTON TEL. CO. (ID: 381509)**  
**Holding Company: POLAR COMM. MUTUAL AID (ID: 200000267)**



**Access Recovery Charges**

Recalculate ARC Rates & CAF Support revenues

<input type="button" value="Test Period 2023-24 Pre-True-up View"/> <input type="button" value="Test Period 2023-24 Post-True-Up (Filing) View"/>										
<b>Test Period 2023-2024 Post-True-Up (Filing) View</b>										
Exchange/Zone Name	Residential Lines excluding Lifelines	Residential ARC	Residential ARC Revenue	SLB Lines	SLB ARC	SLB ARC Revenue	MLB Lines	MLB ARC	MLB ARC Revenue	Total ARC Revenue
Christine	62	\$0.00	\$0.00							
Walcott	72	\$0.00	\$0.00							
<b>Study Area Summary</b>	<b>134</b>		<b>\$0.00</b>	<b>7</b>	<b>\$3.00</b>	<b>\$252.00</b>	<b>4</b>	<b>\$3.00</b>	<b>\$144.00</b>	<b>\$396.00</b>

© 2023 NECA

[Terms of Use](#) | [Privacy Policy](#)