



UTILITIES CO.

A Subsidiary of MDU Resources Group, Inc.

400 North Fourth Street
Bismarck, ND 58501
701-222-7900
www.montana-dakota.com

November 8, 2024

Executive Secretary
North Dakota Public Service Commission
State Capitol Building
Bismarck, ND 58505

**Re: Cost of Gas Adjustment (COG) Rate 88 and Rate 99
Case No. PU-24-007**

In accordance with North Dakota Century Code Section 49-05-05, Montana-Dakota Utilities Co. (Montana-Dakota) electronically submits a Cost of Gas (COG) – Natural Gas change pursuant to the terms of Rate 88 and 99 as approved in Docket No. PU-23-341.

The Rate Summary Sheet (33rd Revised Sheet No. 3 and 1st Revised Sheet No. 3.1) reflects the integration of Wahpeton customers pursuant to the Commission's Order in Case No. PU-23-341, showing the proposed natural gas rates reflecting the COG effective December 1, 2024, along with currently effective distribution rates is provided in Exhibit 1. The net effect of this filing, calculated pursuant to the terms of Rate 88, is an increase of \$0.683 per dk for residential customers and firm general customers, an increase of \$0.447 per dk for small and large interruptible customers, and an increase of \$0.446 per dk for Air Force interruptible customers. For Wahpeton residential customers and firm general customers, a net increase of \$0.056 per dk and a decrease of \$0.161 per dk for small and large interruptible customers.

Montana-Dakota purchases gas supplies under a number of contracts and secures transportation service over a number of pipelines for delivery of the natural gas purchased to Montana-Dakota's distribution system to meet the demands of its customers. The commodity cost of natural gas has increased \$0.404 per dk since the October 1, 2024 rates due to an increase in the overall commodity price of gas. In addition, there was an update to Company's firm dk requirement and demand allocation, including the Wahpeton Expansion project, resulting in an increase of \$0.192 per dk. Finally, there were changes in pipeline and other costs resulting in an increase of \$0.087 per dk.

Montana-Dakota also purchases propane supplies from various wholesale suppliers for the propane service provided in Hettinger, North Dakota. The net effect of this filing is a decrease of \$0.333 per dk for all customers from the currently effective rates.

The following Exhibits are provided in support of the COG rates to be effective December 1, 2024:

- Exhibit 2 summarizes the cost of gas adjustment, the surcharge adjustment, and the grain drying margin sharing adjustment calculated pursuant to the terms of Rate 88 that will apply during the month of December 2024.
- Exhibit 3, shows the calculation of the current gas cost adjustment that will be applicable to Montana-Dakota's customers for the month of December 2024 along with an explanation of the reasons for the increase in the market price of gas. The average cost of gas for firm customers, adjusted for losses, is \$4.622 per dk.
- Exhibit 3a is marked as "Confidential" and contains confidential information regarding gas commodity pricing and is designated as Trade Secret in accordance with the Commission's March 30, 2022 Order in Case No. PU-22-008. Montana-Dakota filed for similar treatment on October 31, 2022 in Case No. PU-23-007, on October 25, 2023 in Case No. PU-24-007 and on October 25, 2024 in Case No. PU-25-007. Exhibit 3a - Public Copy is included in this filing.
- Exhibit 4 provides a summary of the change in pipeline rates occurring since the last COG filing and a copy of applicable effective pipeline rates along with supporting workpapers.
- Exhibit 5 shows the calculation of the return on storage inventory balances and prepaid demand and commodity balances using the calculation procedure set forth in Rate 88. The overall rate of return of 7.262% applied to the balances was authorized by the Commission in Case No. PU-23-341.
- Exhibit 6 shows the computation of the (over)/under recovered gas cost account balances.
- Exhibit 7 summarizes the cost of gas – propane calculated pursuant to the terms of Rate 99, which apply during the month of December 2024. The net effect of this filing is a decrease of \$0.333 per dk for all customers from the currently effective rates as a result of the annual change in the surcharge and a change in cost of propane from that established in the October 2024 PGA filing. The average cost of propane for all customers, adjusted for losses, is \$10.187 per dk.

The COG changes, calculated in accordance with Rate 88 and Rate 99, will amount to an increase of approximately \$2,002,875 for natural gas customers and a decrease of approximately \$2,200 for propane customers during the month of December 2024. All Montana-Dakota's retail gas customers in North Dakota may be affected by this proposal. There were 113,589 natural gas customers and 328 propane customers in North Dakota as of October 31, 2024.

Please refer all inquiries regarding this filing to:

Mr. Travis R. Jacobson
Director of Regulatory Affairs
Montana-Dakota Utilities Co.
400 North Fourth Street
Bismarck, ND 58501

Also, please send copies of all written inquiries, correspondence and pleadings to:

Ms. Allison Waldon
Senior Attorney
MDU Resources Group, Inc.
P. O. Box 5650
Bismarck, ND 58506-5650

Montana-Dakota respectfully requests this electronic filing, in lieu of an original and two (2) physical copies, be accepted as being in full compliance with the filing requirements of this Commission.

If you have any questions regarding this filing, please contact me at (701) 222-7855 or travis.jacobson@mdu.com

Sincerely,

/s/ Travis R. Jacobson

Travis R. Jacobson
Director of Regulatory Affairs

Attachments

cc: A. Waldon

**RATE SUMMARY SHEET
(PROPOSED)**



Montana-Dakota Utilities Co.

400 N 4th Street
Bismarck, ND 58501

State of North Dakota Gas Rate Schedule

NDPSC Volume 8
33rd Revised Sheet No. 3
Canceling 32nd Revised Sheet No. 3

RATE SUMMARY SHEET

Page 1 of 3

Rate Schedule	Sheet No.	Basic Service Charge	Distribution Delivery Charge	Rates 88 & 99 Cost of Gas	Total Rate/ Dk
Residential Rate 60	4	\$0.8244 per day	\$0.525	\$4.103	\$4.628
Firm - Wahpeton Rate 62	5	\$0.395 per day	\$0.781	\$3.946	\$4.727
Firm Service Commitments		\$2.35 per day	\$1.409	\$3.946	\$5.355
Residential - Wahpeton Rate 63 1/	6	\$0.395 per day	\$0.781		
Air Force Rate 64	7				
Minot Air Force Base		\$4,000.00 per month			
PAR Site		\$1,000.00 per month			
Firm Service			\$0.530	\$4.103	\$4.633
Interruptible Service - PAR			\$0.414	\$2.227	\$2.641
Interruptible Service - MAFB			\$0.414	\$2.488	\$2.902
Firm General Service Rate 70	13				
Meters rated < 500 cubic feet		\$0.88 per day	\$1.384	\$4.103	\$5.487
Meters rated > 500 cubic feet		\$2.35 per day	\$1.409	\$4.103	\$5.512
Small Interruptible Gas Rate 71	14				
Maximum Rate per Dk		\$450.00 per month	\$0.699	\$2.227	\$2.926
Minimum Rate per Dk		\$450.00 per month	\$0.102	\$2.227	\$2.329
Maximum Rate per Dk (Wahpeton)		\$450.00 per month	\$0.699	\$2.931	\$3.630
Minimum Rate per Dk (Wahpeton)		\$450.00 per month	\$0.102	\$2.931	\$3.033
Optional Seasonal Gas Rate 72	15				
Meters rated < 500 cubic feet		\$0.88 per day	\$1.384	\$4.243	\$5.627
Meters rated > 500 cubic feet		\$2.35 per day	\$1.409	\$4.243	\$5.652
Firm General - Wahpeton Rate 73 1/	16	\$0.395 per day	\$0.781		
Firm Service Commitments		\$2.35 per day	\$1.409		
Contracted Demand Service - Rate 74	17				
Meters rated < 500 cubic feet		\$0.88 per day			
Meters rated > 500 cubic feet		\$2.35 per day			
Distribution Demand Charge			\$8.500		\$8.500
Cost of Gas				\$2.620	\$2.620
Capacity Charge				\$12.910	\$12.910

1/ Service not available until June 2025 when customer's service will cease under Firm Service - Wahpeton Rate 62 and commence under the otherwise Wahpeton-specific Montana-Dakota rate schedule.

Date Filed: November 8, 2024

Effective Date: Effective with service rendered on and after December 1, 2024

Issued By: Travis R. Jacobson
Director - Regulatory Affairs

Case No.: PU-24-007 and PU-23-341



Montana-Dakota Utilities Co.

400 N 4th Street
Bismarck, ND 58501

State of North Dakota Gas Rate Schedule

NDPSC Volume 8
1st Revised Sheet No. 3.1
Canceling Original Sheet No. 3.1

RATE SUMMARY SHEET

Page 2 of 3

Rate Schedule	Sheet No.	Basic Service Charge	Distribution Delivery Charge	Rates 88 & 99 Cost of Gas	Total Rate/ Dk
Transportation Service	24				
Small Interruptible Rate 81		\$450.00 per month			
Maximum			\$0.699		\$0.699
Minimum			\$0.102		\$0.102
Large Interruptible Rate 82		\$1,800.00 per month			
Maximum			\$0.237		\$0.237
Minimum			\$0.061		\$0.061
Large Interruptible Gas Rate 85	27				
Maximum Rate per Dk		\$1,800.00 per month	\$0.237	\$2.227	\$2.464
Minimum Rate per Dk		\$1,800.00 per month	\$0.061	\$2.227	\$2.288
Residential Rate 90	32	\$0.8244 per day	\$0.525	\$8.732	\$9.257
Firm General Service Rate 92	13				
Meters rated < 500 cubic feet		\$0.88 per day	\$1.384	\$8.732	\$10.116
Meters rated > 500 cubic feet		\$2.35 per day	\$1.409	\$8.732	\$10.141

Date Filed: November 8, 2024

Effective Date: Effective with service rendered on and after December 1, 2024

Issued By: Travis R. Jacobson
Director - Regulatory Affairs

Case No.: PU-24-007 and PU-23-341

**MONTANA-DAKOTA UTILITIES CO.
COST OF GAS TARIFF SHEET
NORTH DAKOTA GAS
EFFECTIVE DECEMBER 2024**

	Firm				Small & Large Interruptible	Sm & Lg Interruptible Wahpeton	Air Force Interruptible
	Residential & General Service	Residential & General Wahpeton	Optional Seasonal	Contracted Demand			
<u>Gas Cost Adjustment:</u>							
Gas Cost Level (Exhibit 3)	\$4.622	\$4.622	\$4.762	\$2.820	\$3.017	\$3.017	\$3.003
Prior Filed Gas Cost (Effective 10/1/2024)	3.939	4.566 ^{1/}	4.061	2.392	2.570	3.178 ^{1/}	2.557
Current Gas Cost Adjustment	\$0.683	\$0.056	\$0.701	\$0.428	\$0.447	(\$0.161)	\$0.446
<u>Surcharge Adjustment:</u>							
Current Adjustment	(\$0.495)	(\$0.676)	(\$0.495)	(\$0.176)	(\$0.790)	(\$0.086)	(\$0.515)
Prior Filed Adjustment	(0.495)	(0.676)	(0.495)	(0.176)	(0.790)	(0.086)	(0.515)
Change in Surcharge Adjustment	\$0.000	\$0.000	\$0.000	\$0.000	\$0.000	\$0.000	\$0.000
Gas Cost Level	\$4.622	\$4.622	\$4.762	\$2.820	\$3.017	\$3.017	\$3.003
Plus: Surcharge	(0.495)	(0.676)	(0.495)	(0.176)	(0.790)	(0.086)	(0.515)
Total Gas Cost Level in Tariff Rates	\$4.127	\$3.946	\$4.267	\$2.644	\$2.227	\$2.931	\$2.488
<u>Grain Drying Margin Sharing</u>							
Current Adjustment	(\$0.024)	\$0.000	(\$0.024)	(\$0.024)	\$0.000	\$0.000	\$0.000
Prior Filed Gas Cost	(0.024)	0.000	(0.024)	(0.024)	0.000	0.000	0.000
Change in Grain Drying Sharing Margin	\$0.000	\$0.000	\$0.000	\$0.000	\$0.000	\$0.000	\$0.000
Total Cost of Gas Billed	\$4.103	\$3.946	\$4.243	\$2.620	\$2.227	\$2.931	\$2.488
Net Increase (Decrease) in Gas Costs	\$0.683	\$0.056	\$0.701	\$0.428	\$0.447	(\$0.161)	\$0.446

^{1/} As filed in Case No. PU-24-009 effective November 1, 2024.

**MONTANA-DAKOTA UTILITIES CO.
CURRENT GAS COST ADJUSTMENT - NORTH DAKOTA
RESIDENTIAL AND GENERAL SERVICE
EFFECTIVE DECEMBER 2024**

	<u>Amount</u>
Total Gas Costs 1/	\$80,742,373
Dk Requirements - Firm 2/	17,549,899
Average Cost of Gas per dk	\$4.601
Average Cost of Gas as Adjusted for Losses @ 99.55%	4.622
Less: Gas Cost Level in Rates 3/	3.939
Current Gas Cost Adjustment	\$0.683

- 1/ Includes all pipeline demand and commodity charges, see Exhibit 3a, page 1. See Exhibit 4 for currently effective pipeline rates. Also includes a return on prepaid demand, commodity and cycle storage balances as shown on Exhibit 5.
- 2/ Normalized dk sales for the twelve months ended September 30, 2024, adjusted for losses at .45%.
- 3/ Gas Cost Level in Current Tariff Rates Case No. PU-24-007 effective October 1, 2024:

Cost of Purchased Gas	\$3.921
Adjustment for Distribution Losses	99.55%
Gas Cost Level in Base Tariff Rates	\$3.939

**MONTANA-DAKOTA UTILITIES CO.
CURRENT GAS COST ADJUSTMENT - NORTH DAKOTA
NORTH DAKOTA - OPTIONAL SEASONAL - RATE 72
EFFECTIVE DECEMBER 2024**

	<u>Amount</u>
Total Gas Costs 1/	\$80,742,373
Less: Annual MDDQ Costs (Excludes Storage Capacity Reservation)	<u>31,470,755</u>
Total Gas Costs excluding MDDQ	\$49,271,618
Firm Service Requirements 1/	17,549,899
Other Gas Costs per Dk (excluding MDDQ)	\$2.808
<u>Winter - October - May</u> Annual MDDQ Costs	31,470,755
Winter Firm Service Requirements	16,269,341
MDDQ Costs per Winter Dk	\$1.934
Add: Other Gas Costs per Dk	<u>2.808</u>
Winter Seasonal Rate	\$4.742
Winter Seasonal Rate, adjusted for losses 2/	\$4.763
Less: Gas Cost Level in Rates 3/	<u>4.061</u>
Current Gas Cost Adjustment	<u><u>\$0.702</u></u>

1/ Exhibit 3, page 1.

2/ Loss factor of 0.45%.

3/ Gas Cost Level in Current Tariff Rates Case No. PU-24-007 effective October 1, 2024:

	<u>Winter</u>
Cost of Purchased Gas	\$4.043
Adjustment for Distribution Losses	99.55%
Gas Cost Level in Base Tariff Rates	\$4.061

**MONTANA-DAKOTA UTILITIES CO.
CURRENT GAS COST ADJUSTMENT - NORTH DAKOTA
FIRM GENERAL CONTRACTED DEMAND
EFFECTIVE DECEMBER 2024**

<u>Cost of Gas</u>	<u>Amount</u>
Total Gas Costs, Excluding Capacity 1/	\$49,271,618
Residential and General Service dk Requirements 2/	17,549,899
Average Cost of Gas per dk	\$2.808
Average Cost of Gas as Adjusted for Losses @ 99.55%	2.821
Less: Gas Cost Level in Rates 3/	<u>2.392</u>
Current Gas Cost Adjustment	<u><u>\$0.429</u></u>
<u>Capacity Charge</u>	
Current Monthly Capacity Charge 4/	\$12.91
Prior Filed Capacity Charge 3/	<u>11.85</u>
Current Capacity Charge Adjustment	<u><u>\$1.06</u></u>

- 1/ Includes all pipeline demand and commodity charges, see Exhibit 3, page 2. See Exhibit 4 for currently effective pipeline rates. Also includes a return on prepaid demand, commodity and cycle storage balances as shown on Exhibit 5.
- 2/ Normalized dk sales for the twelve months ended September 30, 2024, adjusted for losses at .45%.
- 3/ Gas Cost Level in Current Tariff Rates Case No. PU-24-007 effective October 1, 2024:

Cost of Purchased Gas	\$2.381
Adjustment for Distribution Losses	0.9955
Gas Cost Level in Base Tariff Rates	\$2.392
Monthly Capacity Charge	\$11.85

- 4/ Annual MDDQ Costs divided by contracted capacity.

**MONTANA-DAKOTA UTILITIES CO.
CURRENT GAS COST ADJUSTMENT - NORTH DAKOTA
INTERRUPTIBLE
EFFECTIVE DECEMBER 2024**

	<u>Amount</u>
Total Gas Costs 1/	\$23,909,725
Dk Requirements - Interruptible	7,960,855
Average Cost of Gas per dk	\$3.003
Average Cost of Gas as Adjusted for Losses @ 99.55%	3.017
Less: Gas Cost Level in Rates 2/	2.570
Current Gas Cost Adjustment	\$0.447

- 1/ Includes all pipeline demand and commodity charges, see Exhibit 3a, page 1. See Exhibit 4 for currently effective pipeline rates. Also includes a return on prepaid demand, commodity and cycle storage balances as shown on Exhibit 5.
- 2/ Gas Cost Level in Current Tariff Rates Case No. PU-24-007 effective October 1, 2024:

Cost of Purchased Gas	\$2.558
Adjustment for Distribution Losses	99.55%
Gas Cost Level in Base Tariff Rates	\$2.570

MONTANA-DAKOTA UTILITIES CO.
CURRENT GAS COST ADJUSTMENT - NORTH DAKOTA
AIR FORCE INTERRUPTIBLE
EFFECTIVE DECEMBER 2024

	<u>Amount</u>
Total Gas Costs 1/	\$1,195,182
Dk Requirements - Air Force Interruptible	397,961
Average Cost of Gas per dk	\$3.003
Less: Gas Cost Level in Rates 2/	<u>2.557</u>
Current Gas Cost Adjustment	<u><u>\$0.446</u></u>

1/ Includes all pipeline demand and commodity charges, see Exhibit 3a, page 1. See Exhibit 4 for currently effective pipeline rates. Also includes a return on prepaid demand, commodity and cycle storage balances as shown on Exhibit 5.

2/ Gas Cost Level in Current Tariff Rates Case No. PU-24-007 effective October 1, 2024:

Cost of Purchased Gas	\$2.557
-----------------------	---------

**MONTANA-DAKOTA UTILITIES CO.
SUMMARY OF FIRM DK DELIVERIES, CAPACITY AND
CALCULATION OF INTERRUPTIBLE DEMAND
EFFECTIVE DECEMBER 2024**

	Normalized Firm Dk Deliveries 1/	Percent Firm
Montana	10,596,516	27.532238%
North Dakota	17,549,899	45.598760%
South Dakota	7,486,037	19.450483%
Wyoming	2,855,215	7.418519%
Total	<u>38,487,667</u>	<u>100.000000%</u>

	Total Capacity 2/	%
Montana	127,564	27.549954%
North Dakota	203,113	43.866246%
South Dakota	98,579	21.290073%
Wyoming	33,772	7.293727%
Total	<u>463,028</u>	<u>100.000000%</u>

INTERRUPTIBLE

	Dk volumes	3/	100% Load Factor MDDQ
Montana	3,716,416	3/	10,182
North Dakota	7,960,855	4/	21,811
ND AFB	397,961	5/	1,090
South Dakota	1,850,676	6/	5,070
Wyoming	2,737,179	7/	7,499
Total	<u>16,663,087</u>		<u>45,652</u>

1/ Normalized firm sales volumes for the twelve months ended September 30, 2024, adjusted for losses.

2/ Required capacity reservation.

3/ Reflects level of interruptible dk volumes included in Docket No. 2020.06.076

4/ Reflects level of interruptible dk volumes included in Case No. PU-23-341, excluding the Air Force.

5/ Reflects level of interruptible dk for Minot Air Force Base in Case No. PU-23-341.

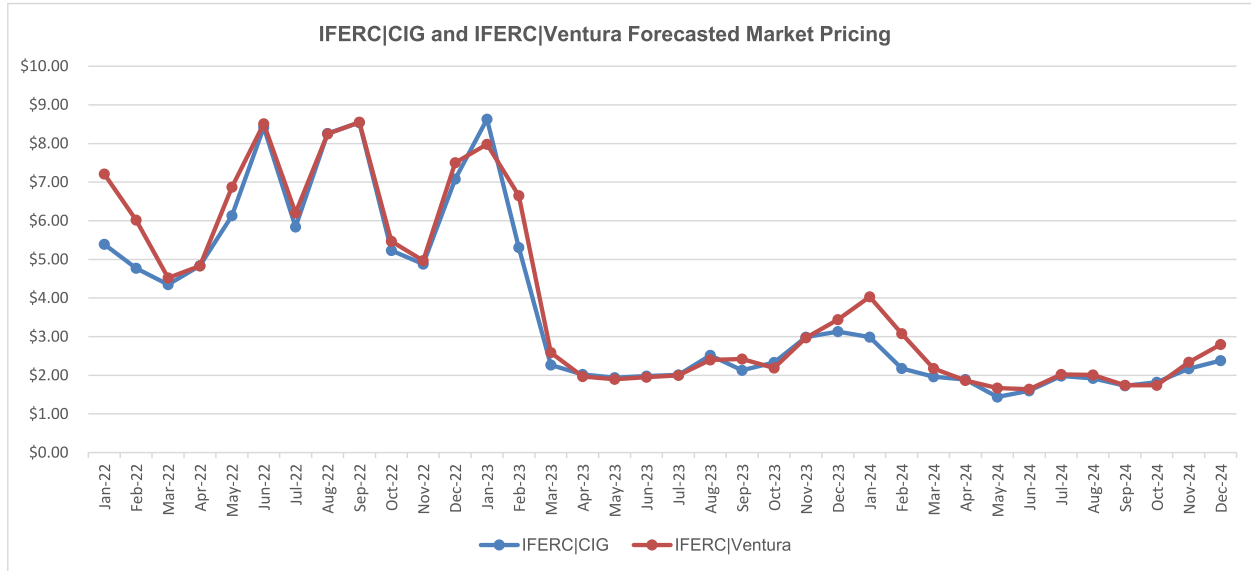
6/ Reflects level of interruptible dk volumes included in Docket No. NG23-014.

7/ Reflects level of interruptible dk volumes included in Docket No. 30013-351-GR-19.

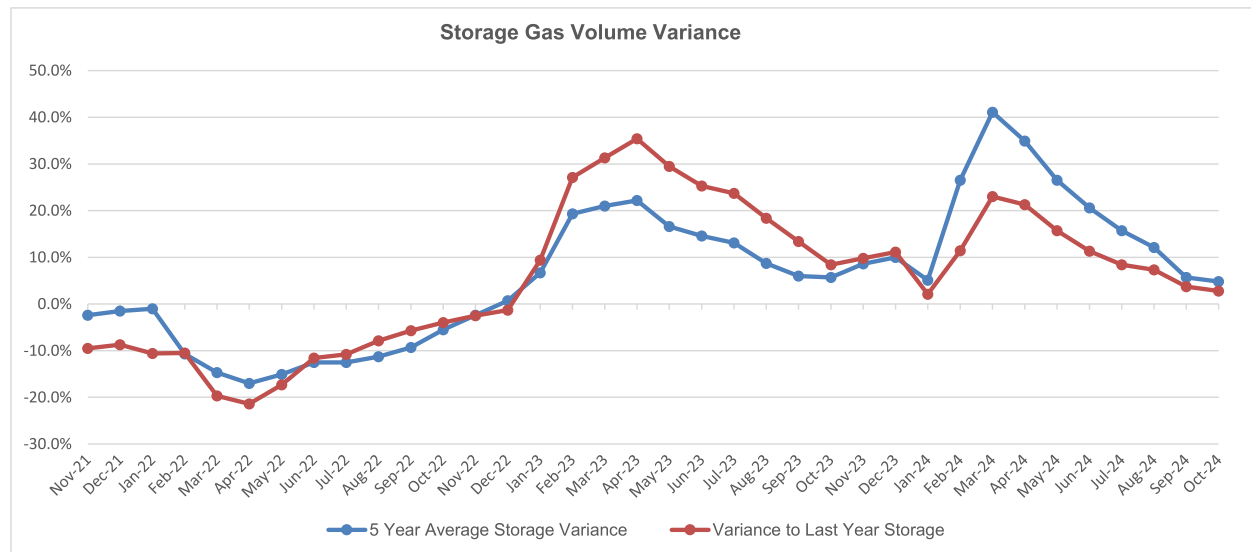
	Loss Factors	Inverse
Montana	0.72%	99.28%
North Dakota	0.45%	99.55%
South Dakota	1.00%	99.00%
Wyoming	0.68%	99.32%

Montana-Dakota Utilites Co.
Market Conditions for Regional Natural Gas
December-24

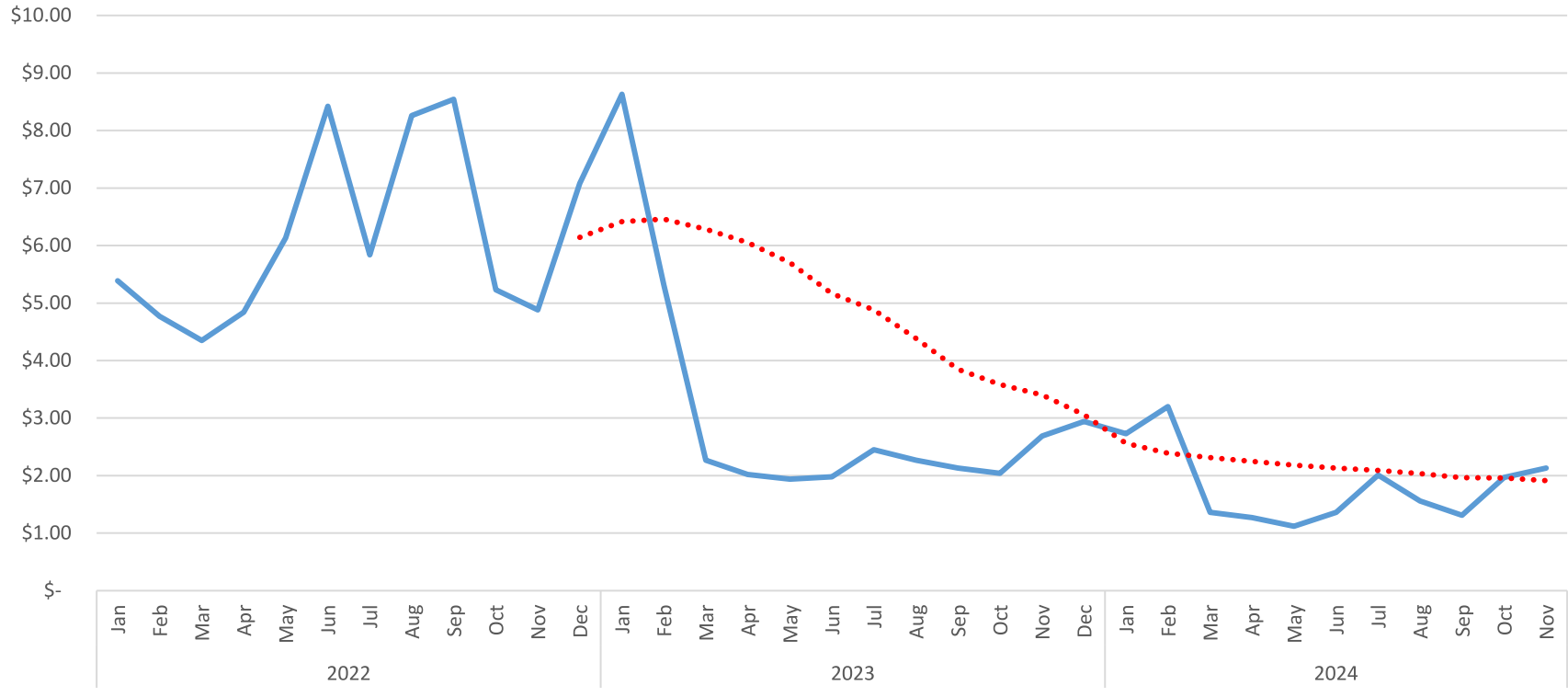
CIG Rocky Mountain Index and NNG-Ventura Index are based on a price discovery survey by several natural gas periodicals, including "Inside FERC Gas Market" and "Gas Daily" by McGraw-Hill Companies. These prices reflect the cost of gas that is willingly paid by sellers and buyers of gas in the region which Montana-Dakota Utilities operates. The pricing trends, displayed below, show the past thirty six months of forecasted pricing and are indicative of the prices Montana-Dakota Utilites pays for gas supplies.



The Department of Energy's (DOE) Energy Information Administration (EIA) provides various publications on energy issues including a national natural gas storage report. The information compiled below displays storage level variance trends at the end of the month. This information can be found on the EIA website: <https://www.eia.gov/>



CIG Rocky Mountains Index Monthly Gas Prices \$/MMBTU



From Inside FERC Gas Market Report

• • • 12-Month Rolling Average

Annual Averages

2022	\$ 6.4
2023	\$ 3.06
2024	\$ 1.82

MONTANA-DAKOTA UTILITIES CO.
CURRENT GAS COST ADJUSTMENT - NORTH DAKOTA
NORTH DAKOTA GAS UTILITY
EFFECTIVE DECEMBER 2024

	<u>Requirements</u>	<u>Per Unit Cost</u>	<u>Amount</u>
<u>RESIDENTIAL AND GENERAL SERVICE</u>			
<i>Demand Costs - MDDQ</i>	203,113		
<i>Transportation & Storage Costs - Dk</i>	17,549,899		
<i>Commodity Costs - Dk</i>	17,549,899		
<i>Return on Rate Base</i>			
Demand Charges			\$133,958
Prepaid Commodity Balances			22,708
Cycle Storage Balances			780,424
<i>Total Return</i>			<u>\$937,090</u>
<i>Total Gas Costs - North Dakota only</i>			<u><u>\$80,742,373</u></u>
<u>INTERRUPTIBLE</u>			
<i>Demand Costs - MDDQ</i>	21,811		
<i>Transportation & Storage Costs - Dk</i>	7,960,855		
<i>Commodity Costs - Dk</i>	7,960,855		
<i>Return on Rate Base</i>			
Demand Charges			\$14,385
Prepaid Commodity Balances			2,438
Cycle Storage Balances			83,805
<i>Total Return</i>			<u>\$100,628</u>
<i>Total Gas Costs - North Dakota only</i>			<u><u>\$23,909,725</u></u>
<u>AIR FORCE INTERRUPTIBLE</u>			
<i>Demand Costs - MDDQ</i>	1,090		
<i>Transportation & Storage Costs - Dk</i>	397,961		
<i>Commodity Costs - Dk</i>	397,961		
<i>Return on Rate Base</i>			
Demand Charges			\$719
Prepaid Commodity Balances			122
Cycle Storage Balances			4,188
<i>Total Return</i>			<u>\$5,029</u>
<i>Total Gas Costs - North Dakota only</i>			<u><u>\$1,195,182</u></u>

**MONTANA-DAKOTA UTILITIES CO.
COMPUTATION OF CURRENT GAS COST ADJUSTMENT
TOTAL SYSTEM COSTS
EFFECTIVE DECEMBER 2024**

	<u>Quantity</u>		<u>Tariff Rate</u>	<u>Amount</u>
System Demand Charges				
Transportation Capacity Reservation (MDDQ)				
WBI FT-1	371,998	dk/Month	\$11.36247	\$50,721,793
WBI FT-1 (Valley Exp)		dk/Month	16.30144	
WBI FT-1 (Black Hills Exp)		dk/Month	15.81667	
WBI FT-1 (Wahpeton Exp)		dk/Month	32.24167	
WBI (Capacity Release)			1/	
NW T-FTG-1		dk/Month	10.35657	
Black Hills Gas		dk/Month	0.05325	
South Dakota Interstate Pipeline		dk/Month	11.08924	
Supplemental Transportation Capacity Reservation (MDDQ)				
Northern Border		dk/Month	3.30020	
Viking Gas Transmission		dk/Month	5.62000	
Storage Capacity Reservation (MDDQ)				
WBI FTN-1		dk/Month	0.29045	
WBI FS-1 Capacity Reservation		dk/Month	0.02632	
WBI FS-1 Deliverability Reservation		dk/Month	2.18996	
Total System Contracted Capacity		MDDQ		\$81,586,892
 System Commodity Charges				
Transportation Charges				
WBI FT-1 Commodity		dk	0.02686	
WBI FT-1 Commodity (Black Hills Exp)		dk	0.00140	
WBI FT-1 (Wahpeton Exp)		dk	0.00140	
NW T-FTG-1 Commodity		dk	0.04674	
Black Hills Gas Commodity		dk	0.54000	
Viking Gas Transmission		dk	0.01560	
Fuel Charges				
WBI - Fuel - Transportation		dk		
NW - Fuel - Transportation		dk		
NB - Fuel - Transportation		dk		
WBI - Electric Power		dk	0.00474	
Viking - Electric Power		dk	0.00980	
Storage Charges				
WBI FS-1 Injection		dk	0.00959	
WBI FS-1 Withdrawal		dk	0.00959	
WBI - Fuel - Storage		dk		
WBI - Electric Power		dk	0.00144	
Subtotal - Transportation Costs		dk		
 Gas Commodity Charges				
Gas Commodity		dk		
Total System Commodity Cost of Gas	38,487,667	dk		\$96,527,174

1/ Capacity release estimated based on actual releases for the 12 months ending July 2024.

**MONTANA-DAKOTA UTILITIES CO.
SUMMARY OF PIPELINE RATES**

Exhibit 4
Page 1 of 17

Pipeline Rate Changes Since the Last Filing Submitted

WBI Energy Transmission Inc. Docket No. RP25-118-000

On October 31, 2024, WBI Energy Transmission filed its Wahpeton Expansion Project incremental rates in Docket No. RP25-118-000 to be effective December 1, 2024.

Approximate impact on Montana-Dakota's cost of gas: 19.2 cents per dk for North Dakota.

Viking Gas Transmission Co. Docket No. RP24-1080-000

On September 26, 2024, Viking Gas Transmission Co. filed its Semi-Annual adjustment to its fuel and loss retention percentages in Docket No. RP24-1080-000 to be effective November 1, 2024.

Approximate impact on Montana-Dakota's cost of gas: 0.0 cents per dk for North Dakota.

Viking Gas Transmission Co. Docket No. RP24-1024-000

On August 30, 2024, Viking Gas Transmission Co. filed a revised tariff to implement an interim adjustment to its Electric Power Cost Recovery Adjustment surcharge to be effective October 1, 2024.

Approximate impact on Montana-Dakota's cost of gas: (0.1) cents per dk for North Dakota.

WBI Energy Transmission Inc. Docket No. RP24-1006-000

On August 29, 2024, WBI Energy Transmission filed its Semi-Annual Fuel and Electric Power Reimbursement Adjustment in Docket No. RP24-1006-000 to be effective October 1, 2024.

Approximate impact on Montana-Dakota's cost of gas: 0.6 cents per dk for North Dakota.

Pipeline Rate Calculations

Calculation of Northern Border Rate - Exhibit 4, page 2

Calculation of Northwestern Energy Demand and Commodity Charges - Exhibit 4, page 3

Calculation of South Dakota Intrastate Pipeline Transportation Charges - Exhibit 4, page 4

Calculation of Black Hills Gas Transportation Charges - Exhibit 4, page 5

Schedule Of Applicable Effective Pipeline Rates

WBI Energy Transmission, Inc. - Exhibit 4, pages 6 - 11 for Schedules FT-1, FT-1 (Valley Expansion), FTN-1, and FS-1.

Northern Border Pipeline Company - Exhibit 4, page 12 for Schedule T-1.

NorthWestern Energy - Exhibit 4, page 13 for Schedule T-FTG-1.

South Dakota Intrastate Pipeline - Exhibit 4, page 14 for Rate 1.

Black Hills Gas Distribution, LLC - Exhibit 4, Page 15 for Schedule TC.

Viking Gas Transmission Company - Exhibit 4, Page 16 - 17 for Category 3 FT-A.

**MONTANA-DAKOTA UTILITIES CO.
CALCULATION OF NORTHERN BORDER RATE
EFFECTIVE DECEMBER 2024**

Northern Border 1/	
Monchy to Mina Mileage	506.0943
Maximum Rate (Daily)	<u>\$0.021438</u>
Maximum Rate Per 100 Miles	\$0.1085
Northern Border Rate (dk/Month)	<u><u>\$3.3002</u></u>

1/ T-1 & T-1B Daily Reservation Rate, Port of Morgan, MT
to Ventura, IA effective July 1, 2024. See Exhibit 4, page 12.

**MONTANA-DAKOTA UTILITIES CO.
NORTHWESTERN ENERGY DEMAND AND COMMODITY CHARGES
EFFECTIVE DECEMBER 2024**

<u>Demand:</u>	<u>Billing Determinants</u>	<u>Rate</u>	<u>Annual Charge</u>
Monthly Meter Charges 1/	12	\$787.50	\$9,450
MDDQ 2/	10,700	10.282970	1,320,333
			<u>\$1,329,783</u>
Demand charge per dk			<u><u>\$10.35657</u></u>
<u>Commodity: 3/</u>			\$0.04674

1/ One meter rated at >30,000 cubic feet per hour.

2/ Firm Transportation Reservation Rate (T-FTG-1), see Exhibit 4, page 13.
68th Revised Sheet No. 80.1, effective September 1, 2024.

3/ Firm Transmission Commodity Rate (T-FTG-1)
68th Revised Sheet No. 80.1, effective September 1, 2024.

Transportation (max)	\$0.060115
GTAC	<u>(0.013374)</u>
Total T-FTG-1 Rate (max)	<u><u>\$0.046741</u></u>

**MONTANA-DAKOTA UTILITIES CO.
SOUTH DAKOTA INTRASTATE PIPELINE TRANSPORTATION CHARGES
EFFECTIVE DECEMBER 2024**

<u>Demand:</u>	<u>Monthly Rate 1/</u>	<u>Daily Capacity 2/</u>	<u>Total</u>
MDDQ	\$160,741.08		
Estimated Interruptible Credit 3/	(35,100.00)		
	125,641.08	11,330	\$11.08924

1/ 2nd Revised Sheet No. 1 for rate effective September 1, 2023, see Exhibit 4, page 14.

2/ The design day Dk for Montana-Dakota Utilities Co. on Firm Transportation Service.

Design day volumes are not the total pipeline capacity. However, Montana-Dakota is the only firm customer on SDIP, therefore Montana-Dakota is contracted to pay the full monthly rate.

3/ Revenue credit based on actual 12 months of capacity offsets.

**MONTANA-DAKOTA UTILITIES CO.
BLACK HILLS GAS TRANSPORTATION CHARGES
EFFECTIVE DECEMBER 2024**

<u>Demand:</u>	<u>Billing Determinants</u>	<u>Rate</u>	<u>Total</u>
Administrative Fee 1/	12	\$213	\$2,556
Demand charge per dk/Month	4,000		<u>\$0.05325</u>
<u>Commodity: 2/</u>			
Transportation			<u>\$0.5400</u>

1/ One meter @ \$114/meter and Off-system Firm Transport fee @ \$99/meter. Black Hills WY Gas First Revised Sheet No. 5, see Exhibit 4, page 15.

2/ Discount Agreement for Montana-Dakota Utilities Co. on Firm Transportation Service Agreement #6001853 effective November 1, 2024 through October 31, 2026.

NOTICE OF CURRENTLY EFFECTIVE RATES

(ALL RATES ARE STATED IN CENTS PER DEKATHERM OR EQUIVALENT DEKATHERM AS INDICATED)

RATE SCHEDULE	UNIT	BASE TARIFF RATE	TOP THROUGHPUT SURCHARGE	GAS SUPPLY REALIGNMENT SURCHARGE	BASE TARIFF RATE PLUS SURCHARGES

RATE SCHEDULE FT-1					

RESERVATION CHARGE					
MAXIMUM DAILY DELIVERY QUANTITY (MDDQ)					
MAXIMUM	RATE PER EQV. DKT PER MO.	1136.247	N.A.	N.A.	1136.247
MINIMUM	RATE PER EQV. DKT PER MO	0.000	N.A.	N.A.	0.000
COMMODITY CHARGE					
MAXIMUM A/B/C/	RATE PER DKT	2.546	N.A.	N.A.	2.546
MINIMUM A/B/C/	RATE PER DKT	2.546	N.A.	N.A.	2.546
SCHEDULED OVERRUN CHARGE					
MAXIMUM A/B/C/	RATE PER DKT	39.186	N.A.	N.A.	39.186
MINIMUM A/B/C/	RATE PER DKT	2.546	N.A.	N.A.	2.546
VOLUMETRIC CAPACITY RELEASE CHARGE					
MAXIMUM	RATE PER DKT	37.356	N.A.	N.A.	37.356
MINIMUM	RATE PER DKT	0.000	N.A.	N.A.	0.000

-
- A/ SHIPPER MUST REIMBURSE TRANSPORTER IN-KIND FOR TRANSPORTATION FUEL USE AND LOST AND UNACCOUNTED FOR GAS. THE APPLICABLE PERCENTAGES ARE REFLECTED ON SHEET NO. 21A. THESE PERCENTAGES SHALL BE APPLIED TO THE APPLICABLE QUANTITIES OF GAS TENDERED TO TRANSPORTER FOR SHIPPER'S ACCOUNT AT THE RECEIPT POINT(S) INTO TRANSPORTER'S TRANSMISSION FACILITIES.
 - B/ SHIPPER MUST REIMBURSE TRANSPORTER FOR ELECTRIC POWER USED FOR TRANSPORTATION. THE APPLICABLE RATE IS REFLECTED ON SHEET NO. 21B. THIS RATE SHALL BE APPLIED TO THE APPLICABLE QUANTITIES OF GAS TENDERED TO TRANSPORTER FOR SHIPPER'S ACCOUNT AT THE RECEIPT POINT(S) INTO TRANSPORTER'S TRANSMISSION FACILITIES.
 - C/ SHIPPER MUST REIMBURSE TRANSPORTER FOR THE ACA SURCHARGE. SUCH SURCHARGE SHALL BE THE ACA UNIT CHARGE SPECIFIED IN THE ANNUAL NOTICE ISSUED BY THE FERC ENTITLED "FY [YEAR] GAS ANNUAL CHARGES CORRECTION FOR ANNUAL CHARGES UNIT CHARGE."

NOTICE OF CURRENTLY EFFECTIVE RATES

(ALL RATES ARE STATED IN CENTS PER DEKATHERM OR EQUIVALENT DEKATHERM AS INDICATED)

RATE SCHEDULE	UNIT	BASE TARIFF RATE	TOP THROUGHPUT SURCHARGE	GAS SUPPLY REALIGNMENT SURCHARGE	BASE TARIFF RATE PLUS SURCHARGES

RATE SCHEDULE FT-1 (VALLEY EXPANSION) A/B					

RESERVATION CHARGE					
MAXIMUM DAILY DELIVERY QUANTITY (MDDQ)					
MAXIMUM	RATE PER EQV. DKT PER MO.	1630.144	N.A.	N.A.	1630.144
MINIMUM	RATE PER EQV. DKT PER MO.	0.000	N.A.	N.A.	0.000
COMMODITY CHARGE					
MAXIMUM C/D/E/	RATE PER DKT	2.546	N.A.	N.A.	2.546
MINIMUM C/D/E/	RATE PER DKT	2.546	N.A.	N.A.	2.546
SCHEDULED OVERRUN CHARGE					
MAXIMUM C/D/E/	RATE PER DKT	39.186	N.A.	N.A.	39.186
MINIMUM C/D/E/	RATE PER DKT	2.546	N.A.	N.A.	2.546
VOLUMETRIC CAPACITY RELEASE CHARGE					
MAXIMUM	RATE PER DKT	53.594	N.A.	N.A.	53.594
MINIMUM	RATE PER DKT	0.000	N.A.	N.A.	0.000

-
- A/ APPLICABLE ONLY FOR INCREMENTAL CAPACITY CERTIFICATED IN DOCKET NO. CP17-257-000.
 - B/ REFER TO RATE SCHEDULE FT-1 FIRM TRANSPORTATION SERVICE FOR ALL TERMS AND CONDITIONS OF SERVICE.
 - C/ SHIPPER MUST REIMBURSE TRANSPORTER IN-KIND FOR TRANSPORTATION FUEL USE AND LOST AND UNACCOUNTED FOR GAS. THE APPLICABLE PERCENTAGES ARE REFLECTED ON SHEET NO. 21A. THESE PERCENTAGES SHALL BE APPLIED TO THE APPLICABLE QUANTITIES OF GAS TENDERED TO TRANSPORTER FOR SHIPPER'S ACCOUNT AT THE RECEIPT POINT(S) INTO TRANSPORTER'S TRANSMISSION FACILITIES.
 - D/ SHIPPER MUST REIMBURSE TRANSPORTER FOR ELECTRIC POWER USED FOR TRANSPORTATION. THE APPLICABLE RATE IS REFLECTED ON SHEET NO. 21B. THIS RATE SHALL BE APPLIED TO THE APPLICABLE QUANTITIES OF GAS TENDERED TO TRANSPORTER FOR SHIPPER'S ACCOUNT AT THE RECEIPT POINT(S) INTO TRANSPORTER'S TRANSMISSION FACILITIES.
 - E/ SHIPPER MUST REIMBURSE TRANSPORTER FOR THE ACA SURCHARGE. SUCH SURCHARGE SHALL BE THE ACA UNIT CHARGE SPECIFIED IN THE ANNUAL NOTICE ISSUED BY THE FERC ENTITLED "FY [YEAR] GAS ANNUAL CHARGES CORRECTION FOR ANNUAL CHARGES UNIT CHARGE."

NOTICE OF CURRENTLY EFFECTIVE RATES

(ALL RATES ARE STATED IN CENTS PER DEKATHERM OR EQUIVALENT DEKATHERM AS INDICATED)

RATE SCHEDULE	UNIT	BASE TARIFF RATE	TOP THROUGHPUT SURCHARGE	GAS SUPPLY REALIGNMENT SURCHARGE	BASE TARIFF RATE PLUS SURCHARGES

RATE SCHEDULE FTN-1					

RESERVATION CHARGE					
MAXIMUM DAILY DELIVERY QUANTITY (MDDQ)					
MAXIMUM	RATE PER EQV. DKT PER MO.	29.045	N.A.	N.A.	29.045
MINIMUM	RATE PER EQV. DKT PER MO.	0.933	N.A.	N.A.	0.933
VOLUMETRIC CAPACITY RELEASE CHARGE					
MAXIMUM	RATE PER DKT	0.955	N.A.	N.A.	0.955
MINIMUM	RATE PER DKT	0.031	N.A.	N.A.	0.031

NOTICE OF CURRENTLY EFFECTIVE RATES

(ALL RATES ARE STATED IN CENTS PER DEKATHERM OR EQUIVALENT DEKATHERM AS INDICATED)

RATE SCHEDULE	UNIT	BASE TARIFF RATE	TOP THROUGHPUT SURCHARGE	GAS SUPPLY REALIGNMENT SURCHARGE	BASE TARIFF RATE PLUS SURCHARGES

RATE SCHEDULE FS-1					

CAPACITY RESERVATION CHARGE					
MAXIMUM	RATE PER EQV. DKT PER MO.	2.632	N.A.	N.A.	2.632
MINIMUM	RATE PER EQV. DKT PER MO.	0.000	N.A.	N.A.	0.000
CAPACITY DELIVERABILITY CHARGE					
MAXIMUM	RATE PER EQV. DKT PER MO.	218.996	N.A.	N.A.	218.996
MINIMUM	RATE PER EQV. DKT PER MO.	0.000	N.A.	N.A.	0.000
INJECTION CHARGE					
MAXIMUM A/B/	RATE PER DKT	0.959	N.A.	N.A.	0.959
MINIMUM A/B/	RATE PER DKT	0.959	N.A.	N.A.	0.959
WITHDRAWAL CHARGE					
MAXIMUM A/B/	RATE PER DKT	0.959	N.A.	N.A.	0.959
MINIMUM A/B/	RATE PER DKT	0.959	N.A.	N.A.	0.959
SCHEDULED OVERRUN CHARGE					
INJECTION					
MAXIMUM A/B/	RATE PER DKT	21.674	N.A.	N.A.	21.674
MINIMUM A/B/	RATE PER DKT	0.959	N.A.	N.A.	0.959
WITHDRAWAL					
MAXIMUM A/B/	RATE PER DKT	21.674	N.A.	N.A.	21.674
MINIMUM A/B/	RATE PER DKT	0.959	N.A.	N.A.	0.959

-
- A/ SHIPPER MUST REIMBURSE TRANSPORTER IN-KIND FOR STORAGE FUEL USE AND LOST AND UNACCOUNTED FOR GAS. THE APPLICABLE PERCENTAGES ARE REFLECTED ON SHEET NO. 21A. THESE PERCENTAGES SHALL BE APPLIED TO THE APPLICABLE QUANTITIES OF GAS INJECTED AND/OR WITHDRAWN BY TRANSPORTER FOR SHIPPER'S ACCOUNT AT TRANSPORTER'S STORAGE FACILITIES.
- B/ SHIPPER MUST REIMBURSE TRANSPORTER FOR ELECTRIC POWER USED FOR STORAGE. THE APPLICABLE RATE IS REFLECTED ON SHEET NO. 21B. THIS RATE SHALL BE APPLIED TO THE APPLICABLE QUANTITIES OF GAS INJECTED AND/OR WITHDRAWN BY TRANSPORTER FOR SHIPPER'S ACCOUNT AT TRANSPORTER'S STORAGE FACILITIES.

NOTICE OF CURRENTLY EFFECTIVE RATES

FUEL USE AND LOST AND UNACCOUNTED FOR GAS ("L&U") REIMBURSEMENT PERCENTAGES

TRANSPORTATION - RATE SCHEDULES FT-1 AND IT-1

	<u>CURRENT PERCENTAGE</u>	<u>DEFERRAL PERCENTAGE</u>	<u>TOTAL PERCENTAGE</u>
Integrated System			
FUEL USE REIMBURSEMENT	1.180%	(0.158)%	1.022%
L&U REIMBURSEMENT	0.079%	0.318%	0.397%

STORAGE - RATE SCHEDULES FS-1 AND IS-1

	<u>CURRENT PERCENTAGE</u>	<u>DEFERRAL PERCENTAGE</u>	<u>TOTAL PERCENTAGE</u>
FUEL USE REIMBURSEMENT	0.815%	(0.264)%	0.551%
L&U REIMBURSEMENT	0.017%	0.201%	0.218%

NOTICE OF CURRENTLY EFFECTIVE RATES

 ELECTRIC POWER REIMBURSEMENT RATES (CENTS/DKT)

TRANSPORTATION - RATE SCHEDULES FT-1 AND IT-1

	<u>CURRENT RATE</u>	<u>DEFERRAL RATE</u>	<u>TOTAL RATE</u>
Integrated System ELECTRIC POWER REIMBURSEMENT	0.564	(0.090)	0.474
North Badlands System ELECTRIC POWER REIMBURSEMENT	0.000	0.000	0.000
Round Prairie System ELECTRIC POWER REIMBURSEMENT	0.000	0.000	0.000

STORAGE - RATE SCHEDULES FS-1 AND IS-1

	<u>CURRENT RATE</u>	<u>DEFERRAL RATE</u>	<u>TOTAL RATE</u>
ELECTRIC POWER REIMBURSEMENT	0.218	(0.074)	0.144

STATEMENT OF RATES

Rate Schedule	Long-Term Base Tariff Rate (per 100 Dth-Miles) 1/
T-1 and T-1B	
Daily Reservation Rate - Port of Morgan, MT to Ventura, IA	
Maximum	\$0.021438
Minimum	\$0.000000
Daily Reservation Rate - Ventura, IA to North Hayden, IN	
Maximum	\$0.023013
Minimum	\$0.000000
Commodity Rate - Port of Morgan, MT to North Hayden, IN	
Maximum	\$0.000400
Minimum	\$0.000400

1/ Applicable to any Rate Schedule T-1 U.S. Shippers Service Agreement or any Rate Schedule T-1B Service Agreement with a primary term of at least twelve consecutive months.

NATURAL GAS TARIFF



Canceling 68th Revised Sheet No. 80.1
67th Revised Sheet No. 80.1

Schedule No. T-FTG-1

TRANSPORTATION BUSINESS UNIT
FIRM TRANSPORTATION NATURAL GAS SERVICE

APPLICABILITY: Applicable to Shippers for firm transportation service on the Utility Transmission System under the terms of a Firm Gas Transportation Service Agreement (Agreement) between the Utility Transportation Business Unit (Utility) and Shipper and as subject to Rate Schedule General Terms and Operating Conditions (Rate Schedule GTC-1).

	<u>Total Rate</u>	<u>Tax Portion of Rate</u>	<u>Rate Without Tax</u>
<u>RATES:</u> Net Monthly Bill:			
Monthly Service Charge per Meter:			
Meters Rated @			
<u>Cu. Ft. per hour</u>			
5,000 to 10,000	\$ 247.00		\$ 247.00
10,001 to 30,000	\$ 354.90		\$ 354.90
>30,000	\$ 787.50		\$ 787.50

PLUS:

Transmission Reservation Rate (MDDQ):

Maximum Monthly Reservation Rate for
Maximum Daily Delivery Quantity (MDDQ)

\$ 1.0282970 \$ 0.2092458 \$ 0.8190512

Transmission Commodity Rate (Therm):

Maximum

\$ 0.0060115 \$ 0.0018241 \$ 0.0041874

Minimum

\$ 0.0017935 \$ 0.0017935

GTAC Amortization

\$ (0.0013374) \$ (0.0013374)

Balancing Penalty Rate

Higher of \$25.00/ Dekatherm Or
150% of Market Price

TAX PORTION OF RATE: This rate represents the amount charged to customers for state and local taxes and fees and is separately disclosed on customer's bill.

PLUS:

OTHER APPLICABLE CHARGES: All charges contained on other applicable rate schedules approved by the Public Service Commission of Montana.

GAS TRANSPORTATION ADJUSTMENT CLAUSE: Pursuant to MPSC Order the above GTAC Amortization shall be in effect until the balance is extinguished.

MINIMUM BILL: Per respective contracts.

(continued)

Docket No.: 2022.07.077
Final Order No. 7894g; Vote 4-0
Order Served: July 24, 2024
Staff Approved: August 26, 2024

Effective for services rendered on or after
September 1, 2024

/s/ Tarin Slayton
Paralegal



**STATE OF SOUTH DAKOTA
GAS RATE SCHEDULE**

South Dakota Intrastate Pipeline Company
1415 North Airport Road
Pierre, SD 57501

SD P.U.C. Section 3
2nd Revised Sheet No. 1
Cancelling 1st Revised Sheet No. 1

FIRM TRANSPORTATION SERVICE Rate 1

Transportation rate is \$170,620.58 monthly for Firm Service effective November 1, 2019 through August 31, 2023. I

The Transportation rate is \$160,741.08 monthly for Firm Service effective September 1, 2023, if Transporter has not submitted a new application for rates, with an effective date prior to August 31, 2023. I

Revenue credits shall be applicable as set forth in the Contract for Firm Transportation Service. Service under this Firm Transportation Service Schedule shall be subject to the General Terms And Conditions as stated in Section 5. N
N

Date Filed: October 23, 2019

Effective Date: November 1, 2019

Issued by Lisa A. Murphy, Vice President-Chief Financial Officer

Docket No.: NG17-009



STATEMENT OF RATES AND CHARGES
Firm and Interruptible Transportation Service Rates

Service	Sheet No.	Monthly Customer Charge	Base Volumetric Charge (per therm)	Maximum Volumetric Charge (per therm)
On-System Firm Transport	27	\$198.00	\$0.1446	\$0.1446
Off-System Firm Transport	27	\$99.00	\$0.1446	\$0.1446
Off-System Interruptible Transport	27	\$99.00	\$0.1446	\$0.1446
Administrative Fee	32	\$114.00		
Unauthorized Overrun Charge	33			\$0.8000
Supply Scheduling Charge				\$0.0060
Wyoming Integrity Rider	60			\$0.0186

Interruptible Transportation Service is not available to On-System customers.

The Unauthorized Overrun Charge equals \$0.8000 per therm plus the highest spot gas price described on Sheet No. 33.

Wyoming Integrity Rider is applicable to all maximum rate On-System Transportation Service customers.

The Minimum Rate for Transportation Service is \$0.0010 per therm.

Fuel and Lost and Unaccounted For Gas Percentages:

Casper Division

Transmission Fuel and Lost and Unaccounted For Gas percentage = 0.000%
Storage Injection Fuel and Lost and Unaccounted For Gas percentage = 2.070%
Choice Gas Program Service Distribution Fuel and Lost and Unaccounted For Gas Reconciliation percentage = 0.578%
Distribution and Gas Cost Adjustment Fuel and Lost and Unaccounted For Gas percentage = 0.562%

Cheyenne Division

Distribution and Gas Cost Adjustment Fuel and Lost and Unaccounted For Gas percentage = 0.837%

Cody Division

Transmission and Gas Cost Adjustment Fuel and Lost and Unaccounted For Gas percentage = 1.149%

Gillette Division

Transmission Fuel and Lost and Unaccounted For Gas percentage = 0.350%
Choice Gas Program Service Distribution Fuel and Lost and Unaccounted for Gas Reconciliation percentage = 0.000%
Distribution and Gas Cost Adjustment Fuel and Lost and Unaccounted for Gas percentage = 1.295%

Torrington Division

Choice Gas Program Service Distribution Fuel and Lost and Unaccounted For Gas Reconciliation percentage = 3.250%
Distribution and Gas Cost Adjustment Fuel and Lost and Unaccounted For Gas percentage = 2.233%

STATEMENT OF RATES
 (Rates Per Dekatherm)

Currently Effective Term-Differentiated Rates

Rate Schedule	Base Tariff Rate
<hr/>	
Category 1 (Contract Term of Less than 3 Years)	
<hr/>	
Monthly Reservation Rates	
FT-A	
Zone 1-1 Maximum Rate	\$6.0888
Zone 1-1 Minimum Rate	\$0.0000
Zone 1-2 Maximum Rate 1/	\$8.0506
Zone 1-2 Minimum Rate	\$0.0000
Zone 2-2 Maximum Rate	\$3.5344
Zone 2-2 Minimum Rate	\$0.0000
<hr/>	
Category 2 (Contract Term of 3 Years to less than 5 Years)	
<hr/>	
Monthly Reservation Rates	
FT-A	
Zone 1-1 Maximum Rate	\$5.8544
Zone 1-1 Minimum Rate	\$0.0000
Zone 1-2 Maximum Rate	\$7.7142
Zone 1-2 Minimum Rate	\$0.0000
Zone 2-2 Maximum Rate	\$3.4324
Zone 2-2 Minimum Rate	\$0.0000
<hr/>	
Category 3 (Contract Term of 5 or more Years)	
<hr/>	
Monthly Reservation Rates	
FT-A	
Zone 1-1 Maximum Rate	\$5.6200
Zone 1-1 Minimum Rate	\$0.0000
Zone 1-2 Maximum Rate	\$7.3778
Zone 1-2 Minimum Rate	\$0.0000
Zone 2-2 Maximum Rate	\$3.3304
Zone 2-2 Minimum Rate	\$0.0000

1/ Throughout Viking's Statement of Rates and Tariff, "Zone 1-2" shall mean Transportation Service for quantities received in Zone 1 and delivered in Zone 2 or received in Zone 2 and delivered in Zone 1 whether by transport, exchange, or Displacement.

Rate Schedule	Base Tariff Rate	Electric Power Cost Recovery Adjustment 2/	Fuel and Loss Retention Percentages 3/
Commodity Rates 1/			
FT-A – Maximum Rates			
Zone 1-1	\$0.0142	\$0.0098	1.00%
Zone 1-2	\$0.0142	\$0.0098	1.11%
Zone 2-2	\$0.0142	\$0.0098	0.11%
Minimum Rate	\$0.0142		
IT and AOT			
Zone 1-1	\$0.2144	\$0.0098	1.00%
Zone 1-2	\$0.2789	\$0.0098	1.11%
Zone 2-2	\$0.1304	\$0.0098	0.11%
Minimum Rate	\$0.0142		

- 1/ Pursuant to Section 19 of the General Terms and Conditions, the maximum and minimum commodity rates shall be increased to include the Commission-authorized Annual Charge Adjustment unit rate as published on the Commission's Web Site located at <http://www.ferc.gov>.
- 2/ The Electric Power Cost Recovery Adjustment shall be applicable to all transportation rate schedules.
- 3/ The Fuel and Loss Retention Percentages shall be applicable to all transportation rate schedules and includes the following Gas Lost and Unaccounted For Percentages: 0.00% for Zone 1-1, 0.00% for Zone 1-2, and 0.00% for Zone 2-2. Transportation entirely by Displacement will incur only the Gas Lost and Unaccounted For Percentages.

Rate Schedule	Base Tariff Rate	Adjustment Under Section 27 1/	Rate After Current Adjustment
LMS – Monthly Demand Rate	\$1.0000		\$1.0000
LMS – Daily Overrun Rate	\$0.2789		\$0.2789
LMS – Load Management Cost Reconciliation Adjustment		\$0.0634	

- 1/ Pursuant to Section 27 of the General Terms and Conditions of this Tariff, a mechanism is established to reconcile through surcharges or credits to the Rate Schedule LMS rate, as appropriate, differences between the cost to maintain Company's line pack gas and the amounts Company receives or pays for such gas arising out of the purchase and sale of such gas.

Rate Schedule	Maximum Rate Per Dekatherm	Minimum Rate Per Dekatherm
PAL		
NPL, OPL, and APL Service:		
Daily Commodity Rate	\$0.2789	\$0.0000
RPL Service:		
Daily Reservation Rate	\$0.2789	\$0.0000

**MONTANA-DAKOTA UTILITIES CO.
RETURN ON CYCLE STORAGE BALANCES
AND PREPAID DEMAND AND COMMODITY BALANCES
NORTH DAKOTA GAS
EFFECTIVE DECEMBER 2024**

	General Service		
	Storage Balance 1/	Prepaid Commodity Balance 2/	Prepaid Demand 1/
October 2024	\$16,319,667	\$392,996	\$6,317,953
November	14,778,999	352,145	5,127,717
December	9,866,151	277,061	2,305,025
January 2025	4,316,006	176,335	(969,017)
February	257,349	102,690	(3,332,866)
March	(1,653,665)	68,008	(4,663,522)
April	1,235,816	120,439	(4,296,791)
May	6,146,373	209,542	(2,476,620)
June	8,616,534	254,364	(14,812)
July	10,714,899	292,439	2,410,216
August	12,897,186	330,591	4,835,244
September	15,159,746	370,376	6,992,169
October	15,660,546	379,260	7,387,276
13 month average	<u>\$8,793,508</u>	<u>\$255,865</u>	<u>\$1,509,382</u>
Rate of Return	7.262%	7.262%	7.262%
Return	\$638,585	\$18,581	\$109,611
Return Requirement	<u>\$779,632</u>	<u>\$22,685</u>	<u>\$133,822</u>

1/ Allocated on percent of Contracted Capacity.

2/ Allocated on Total Normalized Firm Dk Deliveries.

**MONTANA-DAKOTA UTILITIES CO.
COMPUTATION OF (OVER) / UNDER RECOVERED GAS COST ACCOUNT BALANCE
APPLICABLE TO NORTH DAKOTA
FIRM**

	<u>(Over) Under Recovery</u>	<u>Refunds & Other</u>	<u>Interest 1/</u>	<u>Total Net Additions</u>	<u>Actual Dk Sales</u>	<u>Adjustment Per Dk</u>	<u>Total Adjustment Amount</u>	<u>Net Change- Additions less Adjustment</u>	<u>Cumulative Balance</u>
Balance @ July 31, 2024									<u>(\$8,661,724)</u>
August	(\$677,408)	\$0	(\$35,011)	(\$712,419)	329,818	(\$0.368)	(\$121,373)	(\$591,046)	(9,252,770)
September	(428,794)	0	(34,900)	(463,694)	301,769	(0.368)	(111,051)	(352,643)	(9,605,413)
Balance @ September 30, 2024									<u>(\$9,605,413)</u>

1/ Interest calculated at Three Month Treasury Bill rate.

**MONTANA-DAKOTA UTILITIES CO.
COMPUTATION OF (OVER) / UNDER RECOVERED GAS COST ACCOUNT BALANCE
APPLICABLE TO NORTH DAKOTA
INTERRUPTIBLE**

	<u>(Over) Under Recovery</u>	<u>Refunds & Other</u>	<u>Interest 1/</u>	<u>Total Net Additions</u>	<u>Actual Dk Sales</u>	<u>Adjustment Per Dk</u>	<u>Total Adjustment Amount</u>	<u>Net Change- Additions less Adjustment</u>	<u>Cumulative Balance</u>
Balance @ July 31, 2024									<u>(\$507,592)</u>
August	(\$15,428)	\$0	(\$2,049)	(\$17,477)	23,610	(\$0.414)	(\$9,775)	(\$7,702)	(515,294)
September	(16,801)	0	(1,936)	(18,737)	29,880	(0.414)	(12,370)	(6,367)	(521,661)
Balance @ September 30, 2024									<u>(\$521,661)</u>

1/ Interest calculated at Three Month Treasury Bill rate.

**MONTANA-DAKOTA UTILITIES CO.
COMPUTATION OF (OVER) / UNDER RECOVERED GAS COST ACCOUNT BALANCE
APPLICABLE TO NORTH DAKOTA
AIR FORCE**

	<u>(Over) Under Recovery</u>	<u>Refunds & Other</u>	<u>Interest 1/</u>	<u>Total Net Additions</u>	<u>Actual Dk Sales</u>	<u>Adjustment Per Dk</u>	<u>Total Adjustment Amount</u>	<u>Net Change- Additions less Adjustment</u>	<u>Cumulative Balance</u>
Balance @ July 31, 2024									<u><u>(\$243,417)</u></u>
August	(\$80,212)	\$0	(\$983)	(\$81,195)	4,770	(\$0.396)	(\$1,888)	(\$79,307)	(322,724)
September	52,579	0	(1,227)	51,352	4,207	(0.396)	(1,667)	53,019	(269,705)
Balance @ September 30, 2024									<u><u>(\$269,705)</u></u>

1/ Interest calculated at Three Month Treasury Bill rate.

**MONTANA-DAKOTA UTILITIES CO.
COMPUTATION OF (OVER) / UNDER RECOVERED GAS COST ACCOUNT BALANCE
APPLICABLE TO NORTH DAKOTA
CONTRACTED DEMAND**

	<u>(Over) Under Recovery</u>	<u>Refunds & Other</u>	<u>Interest 1/</u>	<u>Total Net Additions</u>	<u>Actual Dk Sales</u>	<u>Adjustment Per Dk</u>	<u>Total Adjustment Amount</u>	<u>Net Change- Additions less Adjustment</u>	<u>Cumulative Balance</u>
Balance @ July 31, 2024									<u><u>(\$274,327)</u></u>
August	(\$4,847)	\$0	(\$1,124)	(\$5,971)	45,171	\$0.792	\$35,775	(\$41,746)	(316,073)
September	(10,216)	0	(1,197)	(11,413)	38,627	0.792	30,593	(42,006)	(358,079)
Balance @ September 30, 2024									<u><u>(\$358,079)</u></u>

1/ Interest calculated at Three Month Treasury Bill rate.

MONTANA-DAKOTA UTILITIES CO.
COST OF GAS - PROPANE TARIFF SHEET
NORTH DAKOTA PROPANE
EFFECTIVE DECEMBER 2024

Cost of Gas - Propane

Current Propane Cost (Exhibit 7, Page 2)	\$10.187
Prior Filed Propane Cost	<u>10.520</u>
Current Propane Cost Adjustment	<u><u>(\$0.333)</u></u>

Surcharge Adjustment

Current Adjustment	(\$1.431)
Prior Filed Adjustment	<u>(1.431)</u>
Change in Surcharge Adjustment	\$0.000

Grain Drying Margin Sharing

Current Adjustment	(\$0.024)
Prior Adjustment	<u>(0.024)</u>
Change in Grain Drying Margin Sharing	\$0.000

Total Cost of Gas Items \$8.732

Net Increase (Decrease) in Gas Costs (\$0.333)

**MONTANA-DAKOTA UTILITIES CO.
COST OF GAS - PROPANE
NORTH DAKOTA
EFFECTIVE DECEMBER 2024**

Cost of Purchased Propane	\$66,929
Gallons Purchased	72,130
Projected dk Sales	6,600
Propane Cost per Dk	\$10.141
Average Cost of Propane as Adjusted for Losses @ 99.55%	10.187
Less: Propane Cost Level in Rates 1/	<u>10.520</u>
Current Propane Cost Adjustment	<u><u>(\$0.333)</u></u>

1/ Propane Cost Level in Current Rates - Case No. PU-24-007, effective October 1, 2024.

**MONTANA-DAKOTA UTILITIES CO.
CALCULATION OF (OVER) / UNDER RECOVERED GAS COST ACCOUNT BALANCE
APPLICABLE TO NORTH DAKOTA
PROPANE**

	<u>(Over) Under Recovery</u>	<u>Interest 1/</u>	<u>Total Net Additions</u>	<u>Actual Dk Sales</u>	<u>Adjustment Per Dk</u>	<u>Total Adjustment Amount</u>	<u>Net Change- Additions less Adjustment</u>	<u>Cumulative Balance</u>
Balance @ February 29, 2024								<u><u>(\$90,229)</u></u>
March 2024	(\$2,391)	(\$370)	(\$2,761)	5,293	(\$2.049)	(\$10,844)	\$8,083	(82,146)
April	(8,326)	(333)	(8,659)	5,360	(2.049)	(10,982)	2,323	(79,823)
May	(5,364)	(322)	(5,686)	2,151	(1.431)	(3,434) 2/	(2,252)	(82,075)
June	(2,084)	(331)	(2,415)	865	(1.431)	(1,238)	(1,177)	(83,252)
July	(1,496)	(332)	(1,828)	630	(1.431)	(902)	(926)	(84,178)
August	(1,486)	(325)	(1,811)	482	(1.431)	(689)	(1,122)	(85,300)
September	(772)	(307)	(1,079)	517	(1.431)	(738)	(341)	(85,641)
Balance @ September 30, 2024								<u><u>(\$85,641)</u></u>

1/ Interest calculated at Three Month Treasury Bill rate.

2/ Reflects 576 Dk @ (\$2.049) and 1,575 Dk @ (\$1.431).