



PO Box 270
Park River, ND 58270
701.284.7221

June 1, 2026

North Dakota Public Service Commission
Mr. Brian Johnson, Executive Secretary
600 E Boulevard, Dept 408
Bismarck, ND 58505-0480

RE: 2026 CAF ICC Data Collection

Mr. Johnson:

We hereby submit the enclosed Intrastate TRP, Post True-up Access Recovery Charge (ARC) report, USAC report with the Post True-up CAF ICC amount, and the associated certifications that were submitted to NECA. Information is being submitted on behalf of the following telecommunications companies:

Polar Communications Mutual Aid Corp	381630
Polar Communications Mutual Aid Corp	381614
Wolverton Telephone Company	381509

If you have any questions please contact me at sflanders@polartel.com or 701-284-4343. Thank you.

Sincerely,


Shari Flanders
CFO

Enclosures

TO BE COMPLETED BY AN OFFICER OF THE REPORTING CARRIER

Certification of Officer for Rate-of-Return Carrier Not Seeking Duplicative Recovery

I certify that I am an officer of the reporting carrier and that, to the best of my knowledge, this reporting carrier is not seeking duplicative recovery in the state jurisdiction for any Eligible Recovery subject to the recovery mechanism as per 51.917(d)(vii).

Name of Reporting Carrier				Polar Communications	
Signature of authorized officer				Date	5/18/2026
Printed name of authorized officer		Karl Blake			
Title or position of authorized officer		CEO			
Telephone number of authorized officer: {701} 284 7221 ext.					
Study Area Code of Reporting Carrier		381630	Filing Due Date for this form (mm/dd/yyyy)	June 16, 2026	
Persons willfully making false statements on this form can be punished by fine or forfeiture under the Communications Act of 1934, 47 U.S.C. §§ 502, 503(b), or fine or imprisonment under Title 18 of the United States Code, 18 U.S.C. § 1001.					

TO BE COMPLETED BY AN OFFICER OF THE REPORTING CARRIER

Certification of Officer for Rate-of-Return Carrier Eligibility for CAF/ICC Recovery

I certify that I am an officer of the reporting carrier and that, to the best of my knowledge, the reporting carrier on this form certifies that it has complied with Eligible Recovery §51.917(d) and Access Recovery Charge §51.917(e) and is eligible to receive the CAF ICC support requested pursuant to §51.917(f).

Name of Reporting Carrier **Polar Communications**

Signature of authorized officer *Karl Blake*

Date **5/18/2026**

Printed name of authorized officer **Karl Blake**

Title or position of authorized officer **CEO**

Telephone number of authorized officer: **(701) 284 7221**, ext.

Study Area Code of Reporting Carrier **381630**

Filing Due Date for this form (mm/dd/yyyy) **June 16, 2026**

Persons willfully making false statements on this form can be punished by fine or forfeiture under the Communications Act of 1934, 47 U.S.C. §§ 502, 503(b), or fine or imprisonment under Title 18 of the United States Code, 18 U.S.C. § 1001.

TO BE COMPLETED BY THE REPORTING CARRIER, IF AN AGENT IS FILING DATA ON THE CARRIER'S BEHALF:

Certification of Officer to Authorize an Agent to File Data Reported on Behalf of Reporting Carrier

I certify that (Name of Agent) National Exchange Carrier Association, Inc. (NECA) is authorized to submit the information reported on behalf of the reporting carrier. I also certify that I am an officer of the reporting carrier; my responsibilities include ensuring the accuracy of the data provided to the Authorized Agent; and, to the best of my knowledge, the actual data provided to the Authorized Agent are accurate.

Name of Authorized Agent National Exchange Carrier Association, Inc. (NECA)

Name of Reporting Carrier Polar Communications

Signature of Authorized Officer *Karl Blake* Date 5/18/2026

Printed name of Authorized Officer Karl Blake

Title or position of Authorized Officer CEO

Telephone number of Authorized Officer: (701) 284 7221, ext. _____


Study Area Code of Reporting Carrier 381630 Filing Due Date for this form (mm/dd/yyyy) June 16, 2026

Persons willfully making false statements on this form can be punished by fine or forfeiture under the Communications Act of 1934, 47 U.S.C. §§ 502, 503(b), or fine or imprisonment under Title 18 of the United States Code, 18 U.S.C. § 1001.

TO BE COMPLETED BY THE REPORTING CARRIER,

Certification of Officer as to the Accuracy of the CAF ICC Data Reported

I certify that I am an officer of the reporting carrier; my responsibilities include ensuring the accuracy of the actual data reported; and, to the best of my knowledge, the information reported on this form is accurate.

Name of Reporting Carrier				Polar Communications	
Signature of Authorized Officer					
Date			5/18/2026		
Printed name of Authorized Officer				Karl Blake	
Title or position of Authorized Officer				CEO	
Telephone number of Authorized Officer:				(701) 284_7221, ext.	
Study Area Code of Reporting Carrier		381630	Filing Due Date for this form (mm/dd/yyyy)	June 16, 2026	

Persons willfully making false statements on this form can be punished by fine or forfeiture under the Communications Act of 1934, 47 U.S.C. §§ 502, 503(b), or fine or imprisonment under Title 18 of the United States Code, 18 U.S.C. § 1001.



Home (/caficc/Source/default.aspx)	Study Area Selection (/caficc/Source/SelectCompany.aspx)	Main Page (/caficc/Source/SubmitData.aspx)	Study Area Data Input Menu (/caficc/Source/SubmitData.aspx)	CAF & ARC Output (/caficc/Source/CAFOutput.aspx)
Historic Reports (/caficc/Source/SelectHistoricReport.aspx)	Certification (/caficc/Certifications/List.aspx)	Instructions & Documents (/caficc/Source/CAFDocuments.aspx)	Contact Us (/caficc/Source/ContactUS.aspx)	

Study Area: POLAR COMMUNICATIONS MUTUAL AID CORP (ID: 381630)
 Holding Company: POLAR COMM. MUTUAL AID (ID: 20000267)

Historic ARC Rates

Select Report ->

[\[Go Back to Main Page\] \(SubmitData.aspx\)](/caficc/Source/SubmitData.aspx)

Test-Period 2026-27 filed ARC Rates

[View ARC Rates data in Excel](#)

Exchange/Zone Name	Residential Lines excluding Lifelines	Residential ARC	Residential ARC Revenue	SLB Lines	SLB ARC	SLB ARC Revenue	MLB Lines	MLB ARC	MLB ARC Revenue	Total ARC Revenue
Aneta	76	\$0.00	\$0.00							
Arthur	66	\$0.00	\$0.00							
Brocket	42	\$0.00	\$0.00							
Cavalier	400	\$0.00	\$0.00							
Crystal	59	\$0.00	\$0.00							
Dahlen	27	\$0.00	\$0.00							
Drayton	106	\$0.00	\$0.00							
East Drayton	21	\$0.00	\$0.00							
Edinburg	124	\$0.00	\$0.00							
Fairdale	18	\$0.00	\$0.00							
Galesburg	60	\$0.00	\$0.00							
Hoople	80	\$0.00	\$0.00							
Hunter	62	\$0.00	\$0.00							
Inkster	32	\$0.00	\$0.00							
Lankin	46	\$0.00	\$0.00							
Michigan	49	\$0.00	\$0.00							
Nече	96	\$0.00	\$0.00							
Nekoma	25	\$0.00	\$0.00							
Niagara	50	\$0.00	\$0.00							
Park River	339	\$0.00	\$0.00							
Petersburg	44	\$0.00	\$0.00							
Saint Thomas	69	\$0.00	\$0.00							
Study Area Summary	1891		\$0.00	278	\$3.00	\$10,008.00	737	\$3.00	\$26,532.00	\$36,540.00

© 2026 NECA

[Terms of Use \(https://www.necainfo.org/terms-of-use\)](https://www.necainfo.org/terms-of-use) | [Privacy Policy \(https://www.necainfo.org/privacy-policy\)](https://www.necainfo.org/privacy-policy)



Study Area: POLAR COMMUNICATIONS MUTUAL AID CORP (ID: 381630)
Holding Company: POLAR COMM. MUTUAL AID (ID: 200000267)

Settlement Type: Cost

CONNECT AMERICA FUND
 [Data to be provided to USAC/FCC in June 2026 for CAF ICC Purposes]

Test Period 7/1/26-6/30/27 Post True-up (Filing) View

Rate-of-Return (ROR) Carrier Revenue Requirement		
1	2011 Interstate Switched Access Revenue Requirement	\$1,462,354
2	FY 2011 Intrastate Terminating Switched Access Revenues	\$503,148
3	FY 2011 Net Reciprocal Compensation Revenues	\$75,747
4	2011 ROR Carrier Base Period Revenue (Line 1 + Line 2 + Line 3)	\$2,041,249
5	ROR Carrier Baseline Adjustment Factor (0.95 ^ 15)	0.463291
6	ROR Carrier Revenue Requirement (Line 4 x Line 5)	\$945,692
7	Pool Administration Expenses	\$41,441
8	Total ROR Carrier Revenue Requirement (Line 6 + Line 7)	\$987,133
Revenues from Reformed Inter-carrier Compensation (ICC) Rates		
9	Interstate Switched Access Revenues	\$65,913
10	Interstate Allocated Switched Access Revenues#	\$70,989
11	Transitional Intrastate Access Service Revenues	\$39,439
12	Net Transitional Reciprocal Compensation Revenues	\$0
13	Total ICC Revenue (Line 10 + Line 11 + Line 12)	\$110,427
Eligible Recovery		
14	TRS Increment	\$0
15	Regulatory Fees Increment	\$0
16	NANPA Increment	\$0
17	Interstate Local Switching Support for Price Cap Affiliates or Estimated Duplicate LSS Costs in CAF II	\$0
18	Adjustment for Double Recovery or Corrections	(\$35,443)
19	Test Period 24/25 Trueup - Net Impact on Total Eligible Recovery	\$80,567
20	Eligible Recovery (Line 8 - Line 13) + (Line 14 + Line 15 + Line 16 + Line 18 + Line 19) - (Line 17)	\$921,830
Revenues from Access Recovery Charges (ARC)		
21	Residential ARC Revenues	\$0
22	Single Line Business ARC Revenues	\$10,008
23	Multi-Line Business ARC Revenues	\$26,532
24	Total ARC Revenues (Line 21 + Line 22 + Line 23)	\$36,540
Connect America Fund (CAF) ICC Support**		
25	Connect America Fund (CAF) ICC Support (Line 20 - Line 24)	\$885,290
Revised CAF ICC Support with Imputed ARC Revenues for Broadband-Only Loops		
26	Imputed ARC revenue for broadband-only loops	\$7,452
27	Adjusted Test Period 2026-2027 CAFICC Support (Line 25 - Line 26)	\$877,838

NOTES:

#Per FCC Designation Order, calculated as (Sum of Line 9 for all TS pool participants) * (Line 1/ Sum of Line 1 for all TS pool participants)
 **NECA estimate provided for informational purposes only - actual to be calculated by USAC.



Home (/caficc/Source/default.aspx) Study Area Selection (/caficc/Source/SelectCompany.aspx) Main Page (/caficc/Source/SubmitData.aspx) Study Area Data Input Menu (/caficc/Source/SubmitData.aspx) CAF & ARC Output (/caficc/Source/CAFOutput.aspx)
 Historic Reports (/caficc/Source/Default.aspx) Certification (/caficc/Certifications/List.aspx) Instructions & Documents (/caficc/Source/SubmitData.aspx) Contact Us (/caficc/Source/ContactUS.aspx)
 (/caficc/Source/SelectHistoricReport.aspx) (/caficc/Certifications/List.aspx) (/caficc/Source/CAFDocuments.aspx) (/caficc/Source/ContactUS.aspx)

Study Area: POLAR COMMUNICATIONS MUTUAL AID CORP (ID: 381630)

Holding Company: POLAR COMM. MUTUAL AID (ID: 20000267)

Historic Intrastate Rates and Demand Data (TRP)

2026 Intrastate TRP Data Report

[Go Back to Main Page] (SubmitData.aspx)

Intrastate Revenues

View TRP report in Excel

Test Year 2026-2027 Expected Maximum Intrastate Revenue: \$0.00

Col D --	Col E --	Col F --	Col G --	Col H --	Col I --	Col J -- H*	Col K --	Col L --	Col M -- [(L/K)*(12/21)-1]*100	Col N -- H * L
Rate Element Description	Unit of Demand	7/1/2026 Interstate Rate	Test Year 2025- 2026 Current Intrastate Rate	7/1/2026 Proposed Intrastate Rate	FY 2011 Intrastate Units: Terminating for Non-Dedicated or Originating and Terminating for Dedicated Elements	Intrastate Price- out with 7/1/2026 proposed Intrastate rate and FY2011 Demand	FY 2025 Intrastate Units: Terminating for Non-Dedicated and total for Dedicated Elements	Test Year 2026- 2027 Forecasted Intrastate Units	Intrastate Units Growth Rate %	TY 2026-27 Forecasted Intrastate Revenue
Terminating End Office Access Service Terminating End Office, Premium, per access minute	MOU	\$0.00000000	\$0.00000000	\$0.00000000	5,139,960.00	\$0.00	0.00	0.00	0.00%	\$0.00
Terminating End Office Access Service Terminating End Office, Non-Premium, per access minute	MOU	\$0.00000000	\$0.00000000	\$0.00000000	0.00	\$0.00	0.00	0.00	0.00%	\$0.00
Entrance Facility, Per Termination Voice Grade Two Wire	Termination	\$68.85	\$69.25	\$68.85	0.00	\$0.00	0.00	0.00	0.00%	\$0.00
Entrance Facility, Per Termination Voice Grade Four Wire	Termination	\$110.19	\$110.82	\$110.19	0.00	\$0.00	0.00	0.00	0.00%	\$0.00
Entrance Facility, Per Termination High Capacity D51	Termination	\$335.69	\$337.62	\$335.69	0.00	\$0.00	0.00	0.00	0.00%	\$0.00
Entrance Facility, Per Termination High Capacity D53	Termination	\$3,065.07	\$3,082.68	\$3,065.07	0.00	\$0.00	0.00	0.00	0.00%	\$0.00
Entrance Facility, Per Termination Synchronous Optical Channel OC3	Termination	\$3,125.45	\$3,143.40	\$3,125.45	0.00	\$0.00	0.00	0.00	0.00%	\$0.00
Entrance Facility, Per Termination Synchronous Optical Channel OC12	Termination	\$3,336.96	\$3,356.13	\$3,336.96	0.00	\$0.00	0.00	0.00	0.00%	\$0.00
Entrance Facility, Per Termination ESALT 2 Mbps	Circuit	\$594.56	\$597.98	\$594.56	0.00	\$0.00	0.00	0.00	0.00%	\$0.00
Entrance Facility, Per Termination ESALT 10 Mbps	Circuit	\$640.82	\$644.50	\$640.82	0.00	\$0.00	0.00	0.00	0.00%	\$0.00
Entrance Facility, Per Termination ESALT 50 Mbps	Circuit	\$830.23	\$835.00	\$830.23	0.00	\$0.00	0.00	0.00	0.00%	\$0.00
Direct Trunked Transport Facility/ Mile Voice Grade - Two Wire & Four Wire	Mile	\$4.89	\$4.92	\$4.89	0.00	\$0.00	0.00	0.00	0.00%	\$0.00
Direct Trunked Transport Facility/ Mile High Capacity D51	Mile	\$23.01	\$23.14	\$23.01	0.00	\$0.00	0.00	0.00	0.00%	\$0.00
Direct Trunked Transport Facility/ Mile High Capacity D53	Mile	\$200.34	\$201.49	\$200.34	0.00	\$0.00	0.00	0.00	0.00%	\$0.00
Direct Trunked Transport Facility/ Mile Synchronous Optical Channel OC3	Mile	\$214.47	\$215.70	\$214.47	0.00	\$0.00	0.00	0.00	0.00%	\$0.00
Direct Trunked Transport Facility/ Mile Synchronous Optical Channel OC12	Mile	\$269.18	\$270.73	\$269.18	0.00	\$0.00	0.00	0.00	0.00%	\$0.00
Direct Trunked Transport Facility/ Mile ESALT 2 Mbps DTF-E1	Circuit Miles	\$67.74	\$68.13	\$67.74	0.00	\$0.00	0.00	0.00	0.00%	\$0.00
Direct Trunked Transport Facility/ Mile ESALT 2 Mbps DTF-E2	Circuit Miles	\$45.16	\$45.42	\$45.16	0.00	\$0.00	0.00	0.00	0.00%	\$0.00
Direct Trunked Transport Facility/ Mile ESALT 2 Mbps DTF-E3	Circuit Miles	\$67.26	\$67.65	\$67.26	0.00	\$0.00	0.00	0.00	0.00%	\$0.00
Direct Trunked Transport Facility/ Mile ESALT 2 Mbps DTF-E4	Circuit Miles	\$112.61	\$113.26	\$112.61	0.00	\$0.00	0.00	0.00	0.00%	\$0.00
Direct Trunked Transport Facility/ Mile ESALT 10 Mbps DTF-E1	Circuit Miles	\$171.76	\$172.75	\$171.76	0.00	\$0.00	0.00	0.00	0.00%	\$0.00
Direct Trunked Transport Facility/ Mile ESALT 10 Mbps DTF-E2	Circuit Miles	\$103.08	\$103.67	\$103.08	0.00	\$0.00	0.00	0.00	0.00%	\$0.00
Direct Trunked Transport Facility/ Mile ESALT 10 Mbps DTF-E3	Circuit Miles	\$169.30	\$170.27	\$169.30	0.00	\$0.00	0.00	0.00	0.00%	\$0.00
Direct Trunked Transport Facility/ Mile ESALT 10 Mbps DTF-E4	Circuit Miles	\$347.24	\$349.23	\$347.24	0.00	\$0.00	0.00	0.00	0.00%	\$0.00
Direct Trunked Transport Facility/ Mile ESALT 50 Mbps DTF-E1	Circuit Miles	\$480.94	\$483.70	\$480.94	0.00	\$0.00	0.00	0.00	0.00%	\$0.00
Direct Trunked Transport Facility/ Mile ESALT 50 Mbps DTF-E2	Circuit Miles	\$320.65	\$322.49	\$320.65	0.00	\$0.00	0.00	0.00	0.00%	\$0.00
Direct Trunked Transport Facility/ Mile ESALT 50 Mbps DTF-E3	Circuit Miles	\$552.90	\$556.08	\$552.90	0.00	\$0.00	0.00	0.00	0.00%	\$0.00
Direct Trunked Transport Facility/ Mile ESALT 50 Mbps DTF-E4	Circuit Miles	\$985.36	\$991.02	\$985.36	0.00	\$0.00	0.00	0.00	0.00%	\$0.00
Direct Trunked Transport Facility/Termination Voice Grade - Two Wire & Four Wire	Termination	\$49.30	\$49.58	\$49.30	0.00	\$0.00	0.00	0.00	0.00%	\$0.00
Direct Trunked Transport Facility/Termination High Capacity D51	Termination	\$119.31	\$120.00	\$119.31	0.00	\$0.00	0.00	0.00	0.00%	\$0.00
Direct Trunked Transport Facility/Termination High Capacity D53	Termination	\$766.26	\$770.66	\$766.26	0.00	\$0.00	0.00	0.00	0.00%	\$0.00
Direct Trunked Transport Facility/Termination Synchronous Optical Channel OC3	Termination	\$797.82	\$802.40	\$797.82	0.00	\$0.00	0.00	0.00	0.00%	\$0.00
Direct Trunked Transport Facility/Termination Synchronous Optical Channel OC12	Termination	\$1,737.10	\$1,747.08	\$1,737.10	0.00	\$0.00	0.00	0.00	0.00%	\$0.00
Direct Trunked Transport Facility/Termination ESALT 2 Mbps	Circuit terms	\$158.07	\$158.98	\$158.07	0.00	\$0.00	0.00	0.00	0.00%	\$0.00
Direct Trunked Transport Facility/Termination ESALT 10 Mbps	Circuit terms	\$193.24	\$194.35	\$193.24	0.00	\$0.00	0.00	0.00	0.00%	\$0.00
Direct Trunked Transport Facility/Termination ESALT 50 Mbps	Circuit terms	\$236.18	\$237.54	\$236.18	0.00	\$0.00	0.00	0.00	0.00%	\$0.00
Multiplexing, Per Arrangement D53 to D51	Termination	\$699.11	\$703.13	\$699.11	0.00	\$0.00	0.00	0.00	0.00%	\$0.00
Multiplexing, Per Arrangement D51 to Voice	Termination	\$269.93	\$271.48	\$269.93	0.00	\$0.00	0.00	0.00	0.00%	\$0.00
Customer Node Per Node OC3 155.52 Mbps	Port	\$725.73	\$729.90	\$725.73	0.00	\$0.00	0.00	0.00	0.00%	\$0.00
Customer Node Per Node OC12 622.08 Mbps	Port	\$2,096.60	\$2,108.64	\$2,096.60	0.00	\$0.00	0.00	0.00	0.00%	\$0.00
Customer Premises Port, Per Port OC3 155.52 Mbps	Port	\$238.13	\$239.50	\$238.13	0.00	\$0.00	0.00	0.00	0.00%	\$0.00
Customer Premises Port, Per Port STS-1 51.84 Mbps	Port	\$285.91	\$287.55	\$285.91	0.00	\$0.00	0.00	0.00	0.00%	\$0.00
Customer Premises Port, Per Port D53 44.736 Mbps	Port	\$285.91	\$287.55	\$285.91	0.00	\$0.00	0.00	0.00	0.00%	\$0.00
Customer Premises Port, Per Port D51 1.544 Mbps	Port	\$73.29	\$73.71	\$73.29	0.00	\$0.00	0.00	0.00	0.00%	\$0.00
Add/Drop Multiplexing Central Office Port, Per Port D51 1.544 Mbps	Port	\$58.63	\$58.97	\$58.63	0.00	\$0.00	0.00	0.00	0.00%	\$0.00
Add/Drop Multiplexing Central Office Port, Per Port OC3 155.52 Mbps	Port	\$238.13	\$239.50	\$238.13	0.00	\$0.00	0.00	0.00	0.00%	\$0.00
Add/Drop Multiplexing Central Office Port, Per Port D53 44.736 Mbps	Port	\$146.61	\$147.45	\$146.61	0.00	\$0.00	0.00	0.00	0.00%	\$0.00
Network Blocking, Per Blocked Call Network Blocking, Per Blocked Call, Applies to FGD only	Call	\$0.01382100	\$0.01390000	\$0.01382100	0.00	\$0.00	0.00	0.00	0.00%	\$0.00
ESALT Real Time CoS/QoS, Per ESALT DTF-E1 Facility ESALT 2 Mbps	Facility	\$12.94	\$13.01	\$12.94	0.00	\$0.00	0.00	0.00	0.00%	\$0.00
ESALT Real Time CoS/QoS, Per ESALT DTF-E1 Facility ESALT 10 Mbps	Facility	\$64.68	\$65.05	\$64.68	0.00	\$0.00	0.00	0.00	0.00%	\$0.00
ESALT Real Time CoS/QoS, Per ESALT DTF-E1 Facility ESALT 50 Mbps	Facility	\$201.29	\$202.45	\$201.29	0.00	\$0.00	0.00	0.00	0.00%	\$0.00
ESALT Entrance Facility Protection, Per ESALT Entrance Facility ESALT 2 Mbps	Circuit	\$240.12	\$241.50	\$240.12	0.00	\$0.00	0.00	0.00	0.00%	\$0.00
ESALT Entrance Facility Protection, Per ESALT Entrance Facility ESALT 10 Mbps	Circuit	\$240.12	\$241.50	\$240.12	0.00	\$0.00	0.00	0.00	0.00%	\$0.00
ESALT Entrance Facility Protection, Per ESALT Entrance Facility ESALT 50 Mbps	Circuit	\$240.12	\$241.50	\$240.12	0.00	\$0.00	0.00	0.00	0.00%	\$0.00
Common Channel Signaling Network Connection Signaling Mileage Facility, Per Mile	Mile	\$6.61	\$6.65	\$6.61	0.00	\$0.00	0.00	0.00	0.00%	\$0.00
Common Channel Signaling Network Connection Signaling Mileage Termination, Per Termination	Termination	\$66.35	\$66.73	\$66.35	0.00	\$0.00	0.00	0.00	0.00%	\$0.00

Common Channel Signaling Network Connection Signaling Entrance Facility, Per Facility	Facility	\$127.09	\$127.82	\$127.09	0.00	\$0.00	0.00	0.00	0.00%	\$0.00
Common Channel Signaling Network Connection STP Port, Per Port	Port	\$654.88	\$658.64	\$654.88	0.00	\$0.00	0.00	0.00	0.00%	\$0.00
Terminating Tandem Switched Transport Terminating Tandem Switched Transport Facility	Minutes / Mile	\$0.00036300	\$0.00036500	\$0.00036300	165,664,782.00	\$60,136.32	0.00	0.00	0.00%	\$0.00
Terminating Tandem Switched Transport Terminating Tandem Switched Termination	Minutes	\$0.00188800	\$0.00189900	\$0.00188800	11,102,724.00	\$20,961.94	0.00	0.00	0.00%	\$0.00
Terminating Tandem Switched Transport Terminating Tandem Switching	Minutes	\$0.00476200	\$0.00478900	\$0.00476200	4,214,086.00	\$20,067.48	0.00	0.00	0.00%	\$0.00
Nonrecurring Charges Voice Grade Two Wire	Facility	\$406.46	\$408.79	\$406.46	0.00	\$0.00	0.00	0.00	0.00%	\$0.00
Nonrecurring Charges Voice Grade Four Wire	Facility	\$406.46	\$408.79	\$406.46	0.00	\$0.00	0.00	0.00	0.00%	\$0.00
Nonrecurring Charges High Capacity DS1	Facility	\$298.08	\$299.79	\$298.08	0.00	\$0.00	0.00	0.00	0.00%	\$0.00
Nonrecurring Charges High Capacity DS3	Facility	\$401.93	\$404.24	\$401.93	0.00	\$0.00	0.00	0.00	0.00%	\$0.00
Nonrecurring Charges Synchronous Optical Channel OC3	Facility	\$325.16	\$327.03	\$325.16	0.00	\$0.00	0.00	0.00	0.00%	\$0.00
Nonrecurring Charges Synchronous Optical Channel OC12	Facility	\$325.16	\$327.03	\$325.16	0.00	\$0.00	0.00	0.00	0.00%	\$0.00
Nonrecurring Charges Interim NXX Translation, Per Order	Order	\$198.72	\$199.86	\$198.72	0.00	\$0.00	0.00	0.00	0.00%	\$0.00
Nonrecurring Charges FGC and FGD Conversion of Multifrequency Address Signaling to SS7 Signaling or SS7 Signaling to Multifrequency Address Signaling, per 24 trunks converted or fraction thereof on a per order basis	Order	\$399.23	\$401.52	\$399.23	0.00	\$0.00	0.00	0.00	0.00%	\$0.00
Nonrecurring Charges Trunk Activation, per 24 trunks activated or fraction thereof on a per order basis	Order	\$414.58	\$416.96	\$414.58	0.00	\$0.00	0.00	0.00	0.00%	\$0.00
Nonrecurring Charges Flexible Automatic Number Identification (Flex ANI), per End Office, per CIC	End Office	\$0.00000000	\$0.00000000	\$0.00000000	0.00	\$0.00	0.00	0.00	0.00%	\$0.00
Nonrecurring Charges ESALT 2 Mbps	Facility	\$481.72	\$484.49	\$481.72	0.00	\$0.00	0.00	0.00	0.00%	\$0.00
Nonrecurring Charges ESALT 10 Mbps	Facility	\$481.72	\$484.49	\$481.72	0.00	\$0.00	0.00	0.00	0.00%	\$0.00
Nonrecurring Charges ESALT 50 Mbps	Facility	\$481.72	\$484.49	\$481.72	0.00	\$0.00	0.00	0.00	0.00%	\$0.00
Nonrecurring Charges ESALT Direct Trunked Termination, per ESALT Direct Trunked Termination Installed	Order	\$317.37	\$319.19	\$317.37	0.00	\$0.00	0.00	0.00	0.00%	\$0.00
Nonrecurring Charges ESALT Entrance Facility Protection, per ESALT Entrance Facility	Facility	\$486.91	\$489.71	\$486.91	0.00	\$0.00	0.00	0.00	0.00%	\$0.00
						\$101,165.74				\$0.00


© 2026 NECA

Terms of Use (<https://www.necainfo.org/caficc/Source/HistoricTRP.aspx>) | Privacy Policy (<https://www.neca.org/privacy-policy>)

TO BE COMPLETED BY AN OFFICER OF THE REPORTING CARRIER

Certification of Officer for Rate-of-Return Carrier Not Seeking Duplicative Recovery

I certify that I am an officer of the reporting carrier and that, to the best of my knowledge, this reporting carrier is not seeking duplicative recovery in the state jurisdiction for any Eligible Recovery subject to the recovery mechanism as per 51.917(d)(vii).


Name of Reporting Carrier				Polar Communications	
Signature of authorized officer				Date	5/18/2026
Printed name of authorized officer		Karl Blake			
Title or position of authorized officer		CEO			
Telephone number of authorized officer:		(701) 284 7221, ext.			
Study Area Code of Reporting Carrier	381614	Filing Due Date for this form (mm/dd/yyyy)	June 16, 2026		

Persons willfully making false statements on this form can be punished by fine or forfeiture under the Communications Act of 1934, 47 U.S.C. §§ 502, 503(b), or fine or imprisonment under Title 18 of the United States Code, 18 U.S.C. § 1001.

TO BE COMPLETED BY AN OFFICER OF THE REPORTING CARRIER

Certification of Officer for Rate-of-Return Carrier Eligibility for CAF/ICC Recovery

I certify that I am an officer of the reporting carrier and that, to the best of my knowledge, the reporting carrier on this form certifies that it has complied with Eligible Recovery §51.917(d) and Access Recovery Charge §51.917(e) and is eligible to receive the CAF ICC support requested pursuant to §51.917(f).

Name of Reporting Carrier				Polar Communications	
Signature of authorized officer				Date	5/18/2026
Printed name of authorized officer		Karl Blake			
Title or position of authorized officer		CEO			
Telephone number of authorized officer:		(701) 284 7221, ext.			
Study Area Code of Reporting Carrier	381614	Filing Due Date for this form (mm/dd/yyyy)	June 16, 2026		
Persons willfully making false statements on this form can be punished by fine or forfeiture under the Communications Act of 1934, 47 U.S.C. §§ 502, 503(b), or fine or imprisonment under Title 18 of the United States Code, 18 U.S.C. § 1001.					

TO BE COMPLETED BY THE REPORTING CARRIER, IF AN AGENT IS FILING DATA ON THE CARRIER'S BEHALF:

Certification of Officer to Authorize an Agent to File Data Reported on Behalf of Reporting Carrier

I certify that (Name of Agent) National Exchange Carrier Association, Inc. (NECA) is authorized to submit the information reported on behalf of the reporting carrier. I also certify that I am an officer of the reporting carrier; my responsibilities include ensuring the accuracy of the data provided to the Authorized Agent; and, to the best of my knowledge, the actual data provided to the Authorized Agent are accurate.

Name of Authorized Agent National Exchange Carrier Association, Inc. (NECA)

Name of Reporting Carrier Polar Communications

Signature of Authorized Officer  Date 5/18/2026

Printed name of Authorized Officer Karl Blake

Title or position of Authorized Officer CEO

Telephone number of Authorized Officer: (701) 284 7221, ext. _____

Study Area Code of Reporting Carrier 381614 Filing Due Date for this form (mm/dd/yyyy) June 16, 2026

Persons willfully making false statements on this form can be punished by fine or forfeiture under the Communications Act of 1934, 47 U.S.C. §§ 502, 503(b), or fine or imprisonment under Title 18 of the United States Code, 18 U.S.C. § 1001.

TO BE COMPLETED BY THE REPORTING CARRIER,

Certification of Officer as to the Accuracy of the CAF ICC Data Reported

I certify that I am an officer of the reporting carrier; my responsibilities include ensuring the accuracy of the actual data reported; and, to the best of my knowledge, the information reported on this form is accurate.

Name of Reporting Carrier				Polar Communications	
Signature of Authorized Officer			<i>Karl Blake</i>		
Date			5/18/2026		
Printed name of Authorized Officer				Karl Blake	
Title or position of Authorized Officer				CEO	
Telephone number of Authorized Officer:				(701) 284-7221, ext.	
Study Area Code of Reporting Carrier		381614	Filing Due Date for this form (mm/dd/yyyy)	June 16, 2026	

Persons willfully making false statements on this form can be punished by fine or forfeiture under the Communications Act of 1934, 47 U.S.C. §§ 502, 503(b), or fine or imprisonment under Title 18 of the United States Code, 18 U.S.C. § 1001.



Home /caficc/Source/default.aspx	Study Area Selection /caficc/Source/SelectCompany.aspx	Main Page /caficc/Source/SubmitData.aspx	Study Area Data Input Menu /caficc/Source/SubmitData.aspx	CAF & ARC Output /caficc/Source/CAFOutput.aspx
Historic Reports /caficc/Source/SelectHistoricReport.aspx	Certification /caficc/Certifications/List.aspx	Instructions & Documents /caficc/Source/CAFDocuments.aspx	Contact Us /caficc/Source/ContactUS.aspx	

Study Area: POLAR COMMUNICATIONS MUTUAL AID CORP (A) (ID: 381614)
 Holding Company: POLAR COMM. MUTUAL AID (ID: 200000267)

Historic ARC Rates

Select Report ->

[Go Back to Main Page] ([SubmitData.aspx](/caficc/Source/SubmitData.aspx))

Test-Period 2026-27 filed ARC Rates

[View ARC Rates data in Excel](#)

Exchange/Zone Name	Residential Lines excluding Lifelines	Residential ARC	Residential ARC Revenue	SLB Lines	SLB ARC	SLB ARC Revenue	MLB Lines	MLB ARC	MLB ARC Revenue	Total ARC Revenue
Adams	35	\$0.00	\$0.00							
Edmore	63	\$0.00	\$0.00							
Fordville	30	\$0.00	\$0.00							
Gilby	51	\$0.00	\$0.00							
Lakota	111	\$0.00	\$0.00							
Pembina	82	\$0.00	\$0.00							
Saint Vincent	13	\$0.00	\$0.00							
Study Area Summary	385		\$0.00	71	\$3.00	\$2,556.00	259	\$3.00	\$9,324.00	\$11,880.00

© 2026 NECA

[Terms of Use \(https://www.neca.org/terms-of-use\)](https://www.neca.org/terms-of-use) | [Privacy Policy \(https://www.neca.org/privacy-policy\)](https://www.neca.org/privacy-policy)



Study Area: POLAR COMMUNICATIONS MUTUAL AID CORP (A) (ID: 381614)
Holding Company: POLAR COMM. MUTUAL AID (ID: 20000267)

Settlement Type: Average
Schedule

CONNECT AMERICA FUND
[Data to be provided to USAC/FCC in June 2026 for CAF ICC Purposes]

Test Period 7/1/26-6/30/27 Post True-up (Filing) View

Rate-of-Return (ROR) Carrier Revenue Requirement		
1	2011 Interstate Switched Access Revenue Requirement	\$315,086
2	FY 2011 Intrastate Terminating Switched Access Revenues	\$177,989
3	FY 2011 Net Reciprocal Compensation Revenues	\$20,956
4	2011 ROR Carrier Base Period Revenue (Line 1 + Line 2 + Line 3)	\$514,031
5	ROR Carrier Baseline Adjustment Factor (0.95 ^ 15)	0.463291
6	ROR Carrier Revenue Requirement (Line 4 x Line 5)	\$238,146
7	Pool Administration Expenses	\$8,929
8	Total ROR Carrier Revenue Requirement (Line 6 + Line 7)	\$247,075
Revenues from Reformed Inter-carrier Compensation (ICC) Rates		
9	Interstate Switched Access Revenues	\$39,563
10	Interstate Allocated Switched Access Revenues#	\$15,296
11	Transitional Intrastate Access Service Revenues	\$9,283
12	Net Transitional Reciprocal Compensation Revenues	\$0
13	Total ICC Revenue (Line 10 + Line 11 + Line 12)	\$24,578
Eligible Recovery		
14	TRS Increment	\$0
15	Regulatory Fees Increment	\$0
16	NANPA Increment	\$0
17	Interstate Local Switching Support for Price Cap Affiliates or Estimated Duplicate LSS Costs in CAF II	\$0
18	Adjustment for Double Recovery or Corrections	\$0
19	Test Period 24/25 Trueup - Net Impact on Total Eligible Recovery	\$16,377
20	Eligible Recovery (Line 8 - Line 13) + (Line 14 + Line 15 + Line 16 + Line 18 + Line 19) - (Line 17)	\$238,874
Revenues from Access Recovery Charges (ARC)		
21	Residential ARC Revenues	\$0
22	Single Line Business ARC Revenues	\$2,556
23	Multi-Line Business ARC Revenues	\$9,324
24	Total ARC Revenues (Line 21 + Line 22 + Line 23)	\$11,880
Connect America Fund (CAF) ICC Support**		
25	Connect America Fund (CAF) ICC Support (Line 20 - Line 24)	\$226,994
Revised CAF ICC Support with Imputed ARC Revenues for Broadband-Only Loops		
26	Imputed ARC revenue for broadband-only loops	\$2,016
27	Adjusted Test Period 2026-2027 CAFICC Support (Line 25 - Line 26)	\$224,978

NOTES:

#Per FCC Designation Order, calculated as (Sum of Line 9 for all TS pool participants) * (Line 1/ Sum of Line 1 for all TS pool participants)
 **NECA estimate provided for informational purposes only - actual to be calculated by USAC.



Home (/caficc/Source/default.aspx) | Study Area Selection (/caficc/Source/SelectCompany.aspx) | Main Page (/caficc/Source/SubmitData.aspx) | Study Area Data Input Menu (/caficc/Source/SubmitData.aspx) | CAF & ARC Output (/caficc/Source/CAFOutput.aspx)

Historic Reports (/caficc/Source/SelectHistoricReport.aspx) | Certification (/caficc/Certifications/List.aspx) | Instructions & Documents (/caficc/Source/CAFDocuments.aspx) | Contact Us (/caficc/Source/ContactUS.aspx)

Study Area: **POLAR COMMUNICATIONS MUTUAL AID CORP (A) (ID: 381614)**
 Holding Company: **POLAR COMM. MUTUAL AID (ID: 20000267)**
 Historic Intrastate Rates and Demand Data (TRP)

2026 Intrastate TRP Data Report

[Go Back to Main Page] (SubmitData.aspx)

Intrastate Revenues

View TRP report in Excel

Test Year 2026-2027 Expected Maximum Intrastate Revenue: **\$0.00**

Col D --	Col E --	Col F --	Col G --	Col H --	Col I --	Col J -- H*	Col K --	Col L --	Col M -- (L/K)*(12/21)-1*100	Col N -- H * L
Rate Element Description	Unit of Demand	7/1/2026 Interstate Rate	Test Year 2025- 2026 Current Intrastate Rate	7/1/2026 Proposed Intrastate Rate	FY 2011 Intrastate Units: Terminating for Non-Dedicated or Originating and Terminating for Dedicated Elements	Intrastate Price-out with 7/1/2026 proposed Intrastate rate and FY2011 Demand	FY 2025 Intrastate Units: Terminating for Non-Dedicated and total for Dedicated Elements	Test Year 2026- 2027 Forecasted Intrastate Units	Intrastate Units Growth Rate %	TY 2026-27 Forecasted Intrastate Revenue
Terminating End Office Access Service Terminating End Office, Premium, per access minute	MOU	\$0.00000000	\$0.00000000	\$0.00000000	1,318,263.00	\$0.00	0.00	0.00	0.00%	\$0.00
Terminating End Office Access Service Terminating End Office, Non-Premium, per access minute	MOU	\$0.00000000	\$0.00000000	\$0.00000000	0.00	\$0.00	0.00	0.00	0.00%	\$0.00
Entrance Facility, Per Termination Voice Grade Two Wire	Termination	\$39.70	\$39.93	\$39.70	0.00	\$0.00	0.00	0.00	0.00%	\$0.00
Entrance Facility, Per Termination Voice Grade Four Wire	Termination	\$63.53	\$63.89	\$63.53	0.00	\$0.00	0.00	0.00	0.00%	\$0.00
Entrance Facility, Per Termination High Capacity D51	Termination	\$193.54	\$194.65	\$193.54	0.00	\$0.00	0.00	0.00	0.00%	\$0.00
Entrance Facility, Per Termination High Capacity D53	Termination	\$1,767.11	\$1,777.26	\$1,767.11	0.00	\$0.00	0.00	0.00	0.00%	\$0.00
Entrance Facility, Per Termination Synchronous Optical Channel OC3	Termination	\$1,801.92	\$1,812.27	\$1,801.92	0.00	\$0.00	0.00	0.00	0.00%	\$0.00
Entrance Facility, Per Termination Synchronous Optical Channel OC12	Termination	\$1,923.88	\$1,934.93	\$1,923.88	0.00	\$0.00	0.00	0.00	0.00%	\$0.00
Entrance Facility, Per Termination ESALT 2 Mbps	Circuit	\$342.81	\$344.78	\$342.81	0.00	\$0.00	0.00	0.00	0.00%	\$0.00
Entrance Facility, Per Termination ESALT 10 Mbps	Circuit	\$369.47	\$371.59	\$369.47	0.00	\$0.00	0.00	0.00	0.00%	\$0.00
Entrance Facility, Per Termination ESALT 50 Mbps	Circuit	\$478.66	\$481.41	\$478.66	0.00	\$0.00	0.00	0.00	0.00%	\$0.00
Direct Trunked Transport Facility/ Mile Voice Grade - Two Wire & Four Wire	Mile	\$2.82	\$2.84	\$2.82	0.00	\$0.00	0.00	0.00	0.00%	\$0.00
Direct Trunked Transport Facility/ Mile High Capacity D51	Mile	\$13.26	\$13.34	\$13.26	0.00	\$0.00	0.00	0.00	0.00%	\$0.00
Direct Trunked Transport Facility/ Mile High Capacity D53	Mile	\$115.51	\$116.17	\$115.51	0.00	\$0.00	0.00	0.00	0.00%	\$0.00
Direct Trunked Transport Facility/ Mile Synchronous Optical Channel OC3	Mile	\$123.65	\$124.36	\$123.65	0.00	\$0.00	0.00	0.00	0.00%	\$0.00
Direct Trunked Transport Facility/ Mile Synchronous Optical Channel OC12	Mile	\$155.18	\$156.07	\$155.18	0.00	\$0.00	0.00	0.00	0.00%	\$0.00
Direct Trunked Transport Facility/ Mile ESALT 2 Mbps DTF-E1	Circuit Miles	\$39.06	\$39.28	\$39.06	0.00	\$0.00	0.00	0.00	0.00%	\$0.00
Direct Trunked Transport Facility/ Mile ESALT 2 Mbps DTF-E2	Circuit Miles	\$26.04	\$26.19	\$26.04	0.00	\$0.00	0.00	0.00	0.00%	\$0.00
Direct Trunked Transport Facility/ Mile ESALT 2 Mbps DTF-E3	Circuit Miles	\$67.26	\$67.65	\$67.26	0.00	\$0.00	0.00	0.00	0.00%	\$0.00
Direct Trunked Transport Facility/ Mile ESALT 2 Mbps DTF-E4	Circuit Miles	\$112.61	\$113.26	\$112.61	0.00	\$0.00	0.00	0.00	0.00%	\$0.00
Direct Trunked Transport Facility/ Mile ESALT 10 Mbps DTF-E1	Circuit Miles	\$99.03	\$99.60	\$99.03	0.00	\$0.00	0.00	0.00	0.00%	\$0.00
Direct Trunked Transport Facility/ Mile ESALT 10 Mbps DTF-E2	Circuit Miles	\$59.42	\$59.76	\$59.42	0.00	\$0.00	0.00	0.00	0.00%	\$0.00
Direct Trunked Transport Facility/ Mile ESALT 10 Mbps DTF-E3	Circuit Miles	\$169.30	\$170.27	\$169.30	0.00	\$0.00	0.00	0.00	0.00%	\$0.00
Direct Trunked Transport Facility/ Mile ESALT 10 Mbps DTF-E4	Circuit Miles	\$347.24	\$349.23	\$347.24	0.00	\$0.00	0.00	0.00	0.00%	\$0.00
Direct Trunked Transport Facility/ Mile ESALT 50 Mbps DTF-E1	Circuit Miles	\$277.28	\$278.87	\$277.28	0.00	\$0.00	0.00	0.00	0.00%	\$0.00
Direct Trunked Transport Facility/ Mile ESALT 50 Mbps DTF-E2	Circuit Miles	\$184.87	\$185.93	\$184.87	0.00	\$0.00	0.00	0.00	0.00%	\$0.00
Direct Trunked Transport Facility/ Mile ESALT 50 Mbps DTF-E3	Circuit Miles	\$552.90	\$556.08	\$552.90	0.00	\$0.00	0.00	0.00	0.00%	\$0.00
Direct Trunked Transport Facility/ Mile ESALT 50 Mbps DTF-E4	Circuit Miles	\$985.36	\$991.02	\$985.36	0.00	\$0.00	0.00	0.00	0.00%	\$0.00
Direct Trunked Transport Facility/Termination Voice Grade - Two Wire & Four Wire	Termination	\$28.42	\$28.58	\$28.42	0.00	\$0.00	0.00	0.00	0.00%	\$0.00
Direct Trunked Transport Facility/Termination High Capacity D51	Termination	\$68.79	\$69.19	\$68.79	0.00	\$0.00	0.00	0.00	0.00%	\$0.00
Direct Trunked Transport Facility/Termination High Capacity D53	Termination	\$441.76	\$444.30	\$441.76	0.00	\$0.00	0.00	0.00	0.00%	\$0.00
Direct Trunked Transport Facility/Termination Synchronous Optical Channel OC3	Termination	\$459.98	\$462.62	\$459.98	0.00	\$0.00	0.00	0.00	0.00%	\$0.00
Direct Trunked Transport Facility/Termination Synchronous Optical Channel OC12	Termination	\$1,001.52	\$1,007.27	\$1,001.52	0.00	\$0.00	0.00	0.00	0.00%	\$0.00
Direct Trunked Transport Facility/Termination ESALT 2 Mbps	Circuit terms	\$91.14	\$91.66	\$91.14	0.00	\$0.00	0.00	0.00	0.00%	\$0.00
Direct Trunked Transport Facility/Termination ESALT 10 Mbps	Circuit terms	\$111.41	\$112.05	\$111.41	0.00	\$0.00	0.00	0.00	0.00%	\$0.00
Direct Trunked Transport Facility/Termination ESALT 50 Mbps	Circuit terms	\$136.16	\$136.94	\$136.16	0.00	\$0.00	0.00	0.00	0.00%	\$0.00
Multiplexing, Per Arrangement D53 to D51	Termination	\$403.07	\$405.39	\$403.07	0.00	\$0.00	0.00	0.00	0.00%	\$0.00
Multiplexing, Per Arrangement D51 to Voice	Termination	\$155.62	\$156.51	\$155.62	0.00	\$0.00	0.00	0.00	0.00%	\$0.00
Customer Node Per Node OC3 155.52 Mbps	Port	\$418.42	\$420.82	\$418.42	0.00	\$0.00	0.00	0.00	0.00%	\$0.00
Customer Node Per Node OC12 622.08 Mbps	Port	\$1,208.78	\$1,215.72	\$1,208.78	0.00	\$0.00	0.00	0.00	0.00%	\$0.00
Customer Premises Port, Per Port OC3 155.52 Mbps	Port	\$137.31	\$138.10	\$137.31	0.00	\$0.00	0.00	0.00	0.00%	\$0.00
Customer Premises Port, Per Port STS-1 51.84 Mbps	Port	\$164.84	\$165.79	\$164.84	0.00	\$0.00	0.00	0.00	0.00%	\$0.00
Customer Premises Port, Per Port D53 44.736 Mbps	Port	\$164.84	\$165.79	\$164.84	0.00	\$0.00	0.00	0.00	0.00%	\$0.00
Customer Premises Port, Per Port D51 1.544 Mbps	Port	\$42.24	\$42.48	\$42.24	0.00	\$0.00	0.00	0.00	0.00%	\$0.00
Add/Drop Multiplexing Central Office Port, Per Port D51 1.544 Mbps	Port	\$33.81	\$34.00	\$33.81	0.00	\$0.00	0.00	0.00	0.00%	\$0.00
Add/Drop Multiplexing Central Office Port, Per Port OC3 155.52 Mbps	Port	\$137.31	\$138.10	\$137.31	0.00	\$0.00	0.00	0.00	0.00%	\$0.00
Add/Drop Multiplexing Central Office Port, Per Port D53 44.736 Mbps	Port	\$84.53	\$85.02	\$84.53	0.00	\$0.00	0.00	0.00	0.00%	\$0.00
Network Blocking, Per Blocked Call Network Blocking, Per Blocked Call, Applies to FGD only	Call	\$0.01382100	\$0.01390000	\$0.01382100	0.00	\$0.00	0.00	0.00	0.00%	\$0.00
ESALT Real Time CoS/QoS, Per ESALT DTF-E1 Facility ESALT 2 Mbps	Facility	\$7.46	\$7.50	\$7.46	0.00	\$0.00	0.00	0.00	0.00%	\$0.00
ESALT Real Time CoS/QoS, Per ESALT DTF-E1 Facility ESALT 10 Mbps	Facility	\$37.30	\$37.51	\$37.30	0.00	\$0.00	0.00	0.00	0.00%	\$0.00
ESALT Real Time CoS/QoS, Per ESALT DTF-E1 Facility ESALT 50 Mbps	Facility	\$116.09	\$116.76	\$116.09	0.00	\$0.00	0.00	0.00	0.00%	\$0.00
ESALT Entrance Facility Protection, Per ESALT Entrance Facility ESALT 2 Mbps	Circuit	\$240.12	\$241.50	\$240.12	0.00	\$0.00	0.00	0.00	0.00%	\$0.00
ESALT Entrance Facility Protection, Per ESALT Entrance Facility ESALT 10 Mbps	Circuit	\$240.12	\$241.50	\$240.12	0.00	\$0.00	0.00	0.00	0.00%	\$0.00
ESALT Entrance Facility Protection, Per ESALT Entrance Facility ESALT 50 Mbps	Circuit	\$240.12	\$241.50	\$240.12	0.00	\$0.00	0.00	0.00	0.00%	\$0.00
Common Channel Signaling Network Connection Signaling Mileage Facility, Per Mile	Mile	\$3.80	\$3.82	\$3.80	0.00	\$0.00	0.00	0.00	0.00%	\$0.00
Common Channel Signaling Network Connection Signaling Mileage Termination, Per Termination	Termination	\$38.26	\$38.48	\$38.26	0.00	\$0.00	0.00	0.00	0.00%	\$0.00
Common Channel Signaling Network Connection Signaling Entrance Facility, Per Facility	Facility	\$73.27	\$73.69	\$73.27	0.00	\$0.00	0.00	0.00	0.00%	\$0.00

2026 CAF ICC Data Collection

Common Channel Signaling Network Connection STP Port, Per Port	Port	\$377.55	\$379.72	\$377.55	0.00	\$0.00	0.00	0.00	0.00%	\$0.00
Terminating Tandem Switched Transport Terminating Tandem Switched Transport Facility	Minutes / Mile	\$0.00036300	\$0.00036500	\$0.00036300	39,478,612.00	\$14,330.74	0.00	0.00	0.00%	\$0.00
Terminating Tandem Switched Transport Terminating Tandem Switched Termination	Minutes	\$0.00188800	\$0.00189900	\$0.00188800	3,229,856.00	\$6,097.97	0.00	0.00	0.00%	\$0.00
Terminating Tandem Switched Transport Terminating Tandem Switching	Minutes	\$0.00476200	\$0.00478900	\$0.00476200	1,318,264.00	\$6,277.57	0.00	0.00	0.00%	\$0.00
Nonrecurring Charges Voice Grade Two Wire	Facility	\$406.46	\$408.79	\$406.46	0.00	\$0.00	0.00	0.00	0.00%	\$0.00
Nonrecurring Charges Voice Grade Four Wire	Facility	\$406.46	\$408.79	\$406.46	0.00	\$0.00	0.00	0.00	0.00%	\$0.00
Nonrecurring Charges High Capacity DS1	Facility	\$298.08	\$299.79	\$298.08	0.00	\$0.00	0.00	0.00	0.00%	\$0.00
Nonrecurring Charges High Capacity DS3	Facility	\$401.93	\$404.24	\$401.93	0.00	\$0.00	0.00	0.00	0.00%	\$0.00
Nonrecurring Charges Synchronous Optical Channel OC3	Facility	\$325.16	\$327.03	\$325.16	0.00	\$0.00	0.00	0.00	0.00%	\$0.00
Nonrecurring Charges Synchronous Optical Channel OC12	Facility	\$325.16	\$327.03	\$325.16	0.00	\$0.00	0.00	0.00	0.00%	\$0.00
Nonrecurring Charges Interim NXX Translation, Per Order	Order	\$198.72	\$199.86	\$198.72	0.00	\$0.00	0.00	0.00	0.00%	\$0.00
Nonrecurring Charges FGC and FGD Conversion of Multifrequency Address Signaling to SS7 Signaling or SS7 Signaling to Multifrequency Address Signaling, per 24 trunks converted or fraction thereof on a per order basis	Order	\$399.23	\$401.52	\$399.23	0.00	\$0.00	0.00	0.00	0.00%	\$0.00
Nonrecurring Charges Trunk Activation, per 24 trunks activated or fraction thereof on a per order basis	Order	\$414.58	\$416.96	\$414.58	0.00	\$0.00	0.00	0.00	0.00%	\$0.00
Nonrecurring Charges Flexible Automatic Number Identification (Flex ANI), per End Office, per CIC	End Office	\$0.00000000	\$0.00000000	\$0.00000000	0.00	\$0.00	0.00	0.00	0.00%	\$0.00
Nonrecurring Charges ESALT 2 Mbps	Facility	\$481.72	\$484.49	\$481.72	0.00	\$0.00	0.00	0.00	0.00%	\$0.00
Nonrecurring Charges ESALT 10 Mbps	Facility	\$481.72	\$484.49	\$481.72	0.00	\$0.00	0.00	0.00	0.00%	\$0.00
Nonrecurring Charges ESALT 50 Mbps	Facility	\$481.72	\$484.49	\$481.72	0.00	\$0.00	0.00	0.00	0.00%	\$0.00
Nonrecurring Charges ESALT Direct Trunked Termination, per ESALT Direct Trunked Termination Installed	Order	\$317.37	\$319.19	\$317.37	0.00	\$0.00	0.00	0.00	0.00%	\$0.00
Nonrecurring Charges ESALT Entrance Facility Protection, per ESALT Entrance Facility	Facility	\$486.91	\$489.71	\$486.91	0.00	\$0.00	0.00	0.00	0.00%	\$0.00
						\$26,706.28				\$0.00

© 2026 NECA

Terms of Use (<https://www.necainfo.org/terms-of-use>) | Privacy Policy (<https://www.neca.org/privacy-policy>)

TO BE COMPLETED BY AN OFFICER OF THE REPORTING CARRIER

Certification of Officer for Rate-of-Return Carrier Not Seeking Duplicative Recovery

I certify that I am an officer of the reporting carrier and that, to the best of my knowledge, this reporting carrier is not seeking duplicative recovery in the state jurisdiction for any Eligible Recovery subject to the recovery mechanism as per 51.917(d)(vii).

Name of Reporting Carrier Wolverton Telephone Co.

Signature of authorized officer *Karl Blake*

Date 5/18/2026

Printed name of authorized officer Karl Blake

Title or position of authorized officer Executive Vice President

Telephone number of authorized officer: (701) 284 7221, ext.

Study Area Code of Reporting Carrier 381509

Filing Due Date for this form
(mm/dd/yyyy)


June 16, 2026

Persons willfully making false statements on this form can be punished by fine or forfeiture under the Communications Act of 1934, 47 U.S.C. §§ 502, 503(b), or fine or imprisonment under Title 18 of the United States Code, 18 U.S.C. § 1001.

TO BE COMPLETED BY AN OFFICER OF THE REPORTING CARRIER

Certification of Officer for Rate-of-Return Carrier Eligibility for CAF/ICC Recovery

I certify that I am an officer of the reporting carrier and that, to the best of my knowledge, the reporting carrier on this form certifies that it has complied with Eligible Recovery §51.917(d) and Access Recovery Charge §51.917(e) and is eligible to receive the CAF ICC support requested pursuant to §51.917(f).

Name of Reporting Carrier				Wolverton Telephone Co.	
Signature of authorized officer				Date	5/18/2026
Printed name of authorized officer		Karl Blake			
Title or position of authorized officer		Executive Vice President			
Telephone number of authorized officer:		(701) 284 7221 ext.			
Study Area Code of Reporting Carrier		381509	Filing Due Date for this form (mm/dd/yyyy)	June 16, 2026	

Persons willfully making false statements on this form can be punished by fine or forfeiture under the Communications Act of 1934, 47 U.S.C. §§ 502, 503(b), or fine or imprisonment under Title 18 of the United States Code, 18 U.S.C. § 1001.

TO BE COMPLETED BY THE REPORTING CARRIER, IF AN AGENT IS FILING DATA ON THE CARRIER'S BEHALF:

Certification of Officer to Authorize an Agent to File Data Reported on Behalf of Reporting Carrier

I certify that (Name of Agent) National Exchange Carrier Association, Inc. (NECA) is authorized to submit the information reported on behalf of the reporting carrier. I also certify that I am an officer of the reporting carrier; my responsibilities include ensuring the accuracy of the data provided to the Authorized Agent; and, to the best of my knowledge, the actual data provided to the Authorized Agent are accurate.

Name of Authorized Agent National Exchange Carrier Association, Inc. (NECA)

Name of Reporting Carrier Wolverton Telephone Co.

Signature of Authorized Officer  Date 5/18/2026

Printed name of Authorized Officer Karl Blake

Title or position of Authorized Officer Executive Vice President

Telephone number of Authorized Officer: (701) 284 7221, ext. _____

Study Area Code of Reporting Carrier 381509 Filing Due Date for this form (mm/dd/yyyy) June 16, 2026

Persons willfully making false statements on this form can be punished by fine or forfeiture under the Communications Act of 1934, 47 U.S.C. §§ 502, 503(b), or fine or imprisonment under Title 18 of the United States Code, 18 U.S.C. § 1001.

TO BE COMPLETED BY THE REPORTING CARRIER,

Certification of Officer as to the Accuracy of the CAF ICC Data Reported

I certify that I am an officer of the reporting carrier; my responsibilities include ensuring the accuracy of the actual data reported; and, to the best of my knowledge, the information reported on this form is accurate.

Name of Reporting Carrier				Wolverton Telephone Co.	
Signature of Authorized Officer			<i>Karl Blake</i>		
Printed name of Authorized Officer			Karl Blake		
Title or position of Authorized Officer			Executive Vice President		
Telephone number of Authorized Officer:			(701) 284-7221, ext.		
Study Area Code of Reporting Carrier		381509	Filing Due Date for this form (mm/dd/yyyy)	June 16, 2026	

Persons willfully making false statements on this form can be punished by fine or forfeiture under the Communications Act of 1934, 47 U.S.C. §§ 502, 503(b), or fine or imprisonment under Title 18 of the United States Code, 18 U.S.C. § 1001.



Home (/caficc/Source/default.aspx)	Study Area Selection (/caficc/Source/SelectCompany.aspx)	Main Page (/caficc/Source/SubmitData.aspx)	Study Area Data Input Menu (/caficc/Source/SubmitData.aspx)	CAF & ARC Output (/caficc/Source/CAFOutput.aspx)
Historic Reports (/caficc/Source/SelectHistoricReport.aspx)	Certification (/caficc/Certifications/List.aspx)	Instructions & Documents (/caficc/Source/CAFDocuments.aspx)	Contact Us (/caficc/Source/ContactUS.aspx)	

Study Area: **WOLVERTON TEL. CO. (ID: 381509)**
 Holding Company: **POLAR COMM. MUTUAL AID (ID: 200000267)**

Historic ARC Rates

Select Report ->

[\[Go Back to Main Page\] \(SubmitData.aspx\)](#)

Test-Period 2026-27 filed ARC Rates

[View ARC Rates data in Excel](#)

Exchange/Zone Name	Residential Lines excluding Lifelines	Residential ARC	Residential ARC Revenue	SLB Lines	SLB ARC	SLB ARC Revenue	MLB Lines	MLB ARC	MLB ARC Revenue	Total ARC Revenue
Christine	42	\$0.00	\$0.00							
Walcott	50	\$0.00	\$0.00							
Study Area Summary	92		\$0.00	7	\$3.00	\$252.00	2	\$3.00	\$72.00	\$324.00

© 2026 NECA

[Terms of Use \(https://www.necainfo.org/terms-of-use\)](https://www.necainfo.org/terms-of-use) | [Privacy Policy \(https://www.necainfo.org/privacy-policy\)](https://www.necainfo.org/privacy-policy)



Study Area: WOLVERTON TEL. CO. (ID: 381509)
Holding Company: POLAR COMM. MUTUAL AID (ID: 20000267)

Settlement Type: Average
 Schedule

CONNECT AMERICA FUND
 [Data to be provided to USAC/FCC in June 2026 for CAF ICC Purposes]

Test Period 7/1/26-6/30/27 Post True-up (Filing) View

Rate-of-Return (ROR) Carrier Revenue Requirement		
1	2011 Interstate Switched Access Revenue Requirement	\$71,571
2	FY 2011 Intrastate Terminating Switched Access Revenues	\$9,800
3	FY 2011 Net Reciprocal Compensation Revenues	\$2,955
4	2011 ROR Carrier Base Period Revenue (Line 1 + Line 2 + Line 3)	\$84,326
5	ROR Carrier Baseline Adjustment Factor (0.95 ^ 15)	0.463291
6	ROR Carrier Revenue Requirement (Line 4 x Line 5)	\$39,067
7	Pool Administration Expenses	\$2,028
8	Total ROR Carrier Revenue Requirement (Line 6 + Line 7)	\$41,096
Revenues from Reformed Inter-carrier Compensation (ICC) Rates		
9	Interstate Switched Access Revenues	\$589
10	Interstate Allocated Switched Access Revenues#	\$3,474
11	Transitional Intrastate Access Service Revenues	\$1,821
12	Net Transitional Reciprocal Compensation Revenues	\$0
13	Total ICC Revenue (Line 10 + Line 11 + Line 12)	\$5,295
Eligible Recovery		
14	TRS Increment	\$0
15	Regulatory Fees Increment	\$0
16	NANPA Increment	\$0
17	Interstate Local Switching Support for Price Cap Affiliates or Estimated Duplicate LSS Costs in CAF II	\$0
18	Adjustment for Double Recovery or Corrections	\$0
19	Test Period 24/25 Trueup - Net Impact on Total Eligible Recovery	\$612
20	Eligible Recovery (Line 8 - Line 13) + (Line 14 + Line 15 + Line 16 + Line 18 + Line 19) - (Line 17)	\$36,413
Revenues from Access Recovery Charges (ARC)		
21	Residential ARC Revenues	\$0
22	Single Line Business ARC Revenues	\$252
23	Multi-Line Business ARC Revenues	\$72
24	Total ARC Revenues (Line 21 + Line 22 + Line 23)	\$324
Connect America Fund (CAF) ICC Support**		
25	Connect America Fund (CAF) ICC Support (Line 20 - Line 24)	\$36,089
Revised CAF ICC Support with Imputed ARC Revenues for Broadband-Only Loops		
26	Imputed ARC revenue for broadband-only loops	\$576
27	Adjusted Test Period 2026-2027 CAFICC Support (Line 25 - Line 26)	\$35,513

NOTES:
 #Per FCC Designation Order, calculated as (Sum of Line 9 for all TS pool participants) * (Line 1/ Sum of Line 1 for all TS pool participants)
 **NECA estimate provided for informational purposes only - actual to be calculated by USAC.



Home (/caficc/Source/default.aspx) Study Area Selection (/caficc/Source/SelectCompany.aspx) Main Page (/caficc/Source/SubmitData.aspx) Study Area Data Input Menu (/caficc/Source/SubmitData.aspx) CAF & ARC Output (/caficc/Source/CAFOutput.aspx)
 Historic Reports (/caficc/Source/SelectHistoricReport.aspx) Certification (/caficc/Certifications/List.aspx) Instructions & Documents (/caficc/Source/CAFDocuments.aspx) Contact Us (/caficc/Source/ContactUS.aspx)

Study Area: **WOLVERTON TEL. CO. (ID: 381509)**
 Holding Company: **POLAR COMM. MUTUAL AID (ID: 20000267)**
 Historic Intrastate Rates and Demand Data (TRP)

2026 Intrastate TRP Data Report

[Go Back to Main Page] (SubmitData.aspx)

Intrastate Revenues

Test Year 2026-2027 Expected Maximum Intrastate Revenue: \$0.00

View TRP report in Excel

Col D --	Col E --	Col F --	Col G --	Col H --	Col I --	Col J -- H*	Col K --	Col L --	Col M -- [(L/K)*(12/21)-1]*100	Col N -- H * L
Rate Element Description	Unit of Demand	7/1/2026 Interstate Rate	Test Year 2025- 2026 Current Intrastate Rate	7/1/2026 Proposed Intrastate Rate	FY 2011 Intrastate Units: Terminating for Non-Dedicated or Originating and Terminating for Dedicated Elements	Intrastate Price-out with 7/1/2026 proposed Intrastate rate and FY2011 Demand	FY 2025 Intrastate Units: Terminating for Non-Dedicated and total for Dedicated Elements	Test Year 2026- 2027 Forecasted Intrastate Units	Intrastate Units Growth Rate %	TY 2026-27 Forecasted Intrastate Revenue
Terminating End Office Access Service Terminating End Office, Premium, per access minute	MOU	\$0.00000000	\$0.00000000	\$0.00000000	\$1,777.00	\$0.00	0.00	0.00	0.00%	\$0.00
Terminating End Office Access Service Terminating End Office, Non-Premium, per access minute	MOU	\$0.00000000	\$0.00000000	\$0.00000000	0.00	\$0.00	0.00	0.00	0.00%	\$0.00
Entrance Facility, Per Termination Voice Grade Two Wire	Termination	\$68.85	\$69.25	\$68.85	0.00	\$0.00	0.00	0.00	0.00%	\$0.00
Entrance Facility, Per Termination Voice Grade Four Wire	Termination	\$110.19	\$110.82	\$110.19	0.00	\$0.00	0.00	0.00	0.00%	\$0.00
Entrance Facility, Per Termination High Capacity DS1	Termination	\$335.69	\$337.62	\$335.69	0.00	\$0.00	0.00	0.00	0.00%	\$0.00
Entrance Facility, Per Termination High Capacity DS3	Termination	\$3,065.07	\$3,082.68	\$3,065.07	0.00	\$0.00	0.00	0.00	0.00%	\$0.00
Entrance Facility, Per Termination Synchronous Optical Channel OC3	Termination	\$3,125.45	\$3,143.40	\$3,125.45	0.00	\$0.00	0.00	0.00	0.00%	\$0.00
Entrance Facility, Per Termination Synchronous Optical Channel OC12	Termination	\$3,336.96	\$3,356.13	\$3,336.96	0.00	\$0.00	0.00	0.00	0.00%	\$0.00
Entrance Facility, Per Termination ESALT 2 Mbps	Circuit	\$594.56	\$597.98	\$594.56	0.00	\$0.00	0.00	0.00	0.00%	\$0.00
Entrance Facility, Per Termination ESALT 10 Mbps	Circuit	\$640.82	\$644.50	\$640.82	0.00	\$0.00	0.00	0.00	0.00%	\$0.00
Entrance Facility, Per Termination ESALT 50 Mbps	Circuit	\$830.23	\$835.00	\$830.23	0.00	\$0.00	0.00	0.00	0.00%	\$0.00
Direct Trunked Transport Facility/ Mile Voice Grade - Two Wire & Four Wire	Mile	\$4.89	\$4.92	\$4.89	0.00	\$0.00	0.00	0.00	0.00%	\$0.00
Direct Trunked Transport Facility/ Mile High Capacity DS1	Mile	\$23.01	\$23.14	\$23.01	0.00	\$0.00	0.00	0.00	0.00%	\$0.00
Direct Trunked Transport Facility/ Mile High Capacity DS3	Mile	\$200.34	\$201.49	\$200.34	0.00	\$0.00	0.00	0.00	0.00%	\$0.00
Direct Trunked Transport Facility/ Mile Synchronous Optical Channel OC3	Mile	\$214.47	\$215.70	\$214.47	0.00	\$0.00	0.00	0.00	0.00%	\$0.00
Direct Trunked Transport Facility/ Mile Synchronous Optical Channel OC12	Mile	\$269.18	\$270.73	\$269.18	0.00	\$0.00	0.00	0.00	0.00%	\$0.00
Direct Trunked Transport Facility/ Mile ESALT 2 Mbps DTF-E1	Circuit Miles	\$67.74	\$68.13	\$67.74	0.00	\$0.00	0.00	0.00	0.00%	\$0.00
Direct Trunked Transport Facility/ Mile ESALT 2 Mbps DTF-E2	Circuit Miles	\$45.16	\$45.42	\$45.16	0.00	\$0.00	0.00	0.00	0.00%	\$0.00
Direct Trunked Transport Facility/ Mile ESALT 2 Mbps DTF-E3	Circuit Miles	\$67.26	\$67.65	\$67.26	0.00	\$0.00	0.00	0.00	0.00%	\$0.00
Direct Trunked Transport Facility/ Mile ESALT 2 Mbps DTF-E4	Circuit Miles	\$112.61	\$113.26	\$112.61	0.00	\$0.00	0.00	0.00	0.00%	\$0.00
Direct Trunked Transport Facility/ Mile ESALT 10 Mbps DTF-E1	Circuit Miles	\$171.76	\$172.75	\$171.76	0.00	\$0.00	0.00	0.00	0.00%	\$0.00
Direct Trunked Transport Facility/ Mile ESALT 10 Mbps DTF-E2	Circuit Miles	\$103.08	\$103.67	\$103.08	0.00	\$0.00	0.00	0.00	0.00%	\$0.00
Direct Trunked Transport Facility/ Mile ESALT 10 Mbps DTF-E3	Circuit Miles	\$169.30	\$170.27	\$169.30	0.00	\$0.00	0.00	0.00	0.00%	\$0.00
Direct Trunked Transport Facility/ Mile ESALT 10 Mbps DTF-E4	Circuit Miles	\$347.24	\$349.23	\$347.24	0.00	\$0.00	0.00	0.00	0.00%	\$0.00
Direct Trunked Transport Facility/ Mile ESALT 50 Mbps DTF-E1	Circuit Miles	\$480.94	\$483.70	\$480.94	0.00	\$0.00	0.00	0.00	0.00%	\$0.00
Direct Trunked Transport Facility/ Mile ESALT 50 Mbps DTF-E2	Circuit Miles	\$320.65	\$322.49	\$320.65	0.00	\$0.00	0.00	0.00	0.00%	\$0.00
Direct Trunked Transport Facility/ Mile ESALT 50 Mbps DTF-E3	Circuit Miles	\$552.90	\$556.08	\$552.90	0.00	\$0.00	0.00	0.00	0.00%	\$0.00
Direct Trunked Transport Facility/ Mile ESALT 50 Mbps DTF-E4	Circuit Miles	\$985.36	\$991.02	\$985.36	0.00	\$0.00	0.00	0.00	0.00%	\$0.00
Direct Trunked Transport Facility/Termination Voice Grade - Two Wire & Four Wire	Termination	\$49.30	\$49.58	\$49.30	0.00	\$0.00	0.00	0.00	0.00%	\$0.00
Direct Trunked Transport Facility/Termination High Capacity DS1	Termination	\$119.31	\$120.00	\$119.31	0.00	\$0.00	0.00	0.00	0.00%	\$0.00
Direct Trunked Transport Facility/Termination High Capacity DS3	Termination	\$766.26	\$770.66	\$766.26	0.00	\$0.00	0.00	0.00	0.00%	\$0.00
Direct Trunked Transport Facility/Termination Synchronous Optical Channel OC3	Termination	\$797.82	\$802.40	\$797.82	0.00	\$0.00	0.00	0.00	0.00%	\$0.00
Direct Trunked Transport Facility/Termination Synchronous Optical Channel OC12	Termination	\$1,737.10	\$1,747.08	\$1,737.10	0.00	\$0.00	0.00	0.00	0.00%	\$0.00
Direct Trunked Transport Facility/Termination ESALT 2 Mbps	Circuit terms	\$158.07	\$158.98	\$158.07	0.00	\$0.00	0.00	0.00	0.00%	\$0.00
Direct Trunked Transport Facility/Termination ESALT 10 Mbps	Circuit terms	\$193.24	\$194.35	\$193.24	0.00	\$0.00	0.00	0.00	0.00%	\$0.00
Direct Trunked Transport Facility/Termination ESALT 50 Mbps	Circuit terms	\$236.18	\$237.54	\$236.18	0.00	\$0.00	0.00	0.00	0.00%	\$0.00
Multiplexing, Per Arrangement DS3 to DS1	Termination	\$699.11	\$703.13	\$699.11	0.00	\$0.00	0.00	0.00	0.00%	\$0.00
Multiplexing, Per Arrangement DS1 to Voice	Termination	\$269.93	\$271.48	\$269.93	0.00	\$0.00	0.00	0.00	0.00%	\$0.00
Customer Node Per Node OC3 155.52 Mbps	Port	\$725.73	\$729.90	\$725.73	0.00	\$0.00	0.00	0.00	0.00%	\$0.00
Customer Node Per Node OC12 622.08 Mbps	Port	\$2,096.60	\$2,108.64	\$2,096.60	0.00	\$0.00	0.00	0.00	0.00%	\$0.00
Customer Premises Port, Per Port OC3 155.52 Mbps	Port	\$238.13	\$239.50	\$238.13	0.00	\$0.00	0.00	0.00	0.00%	\$0.00
Customer Premises Port, Per Port STS-1 51.84 Mbps	Port	\$285.91	\$287.55	\$285.91	0.00	\$0.00	0.00	0.00	0.00%	\$0.00
Customer Premises Port, Per Port DS3 44.736 Mbps	Port	\$285.91	\$287.55	\$285.91	0.00	\$0.00	0.00	0.00	0.00%	\$0.00
Customer Premises Port, Per Port DS1 1.544 Mbps	Port	\$73.29	\$73.71	\$73.29	0.00	\$0.00	0.00	0.00	0.00%	\$0.00
Add/Drop Multiplexing Central Office Port, Per Port DS1 1.544 Mbps	Port	\$58.63	\$58.97	\$58.63	0.00	\$0.00	0.00	0.00	0.00%	\$0.00
Add/Drop Multiplexing Central Office Port, Per Port OC3 155.52 Mbps	Port	\$238.13	\$239.50	\$238.13	0.00	\$0.00	0.00	0.00	0.00%	\$0.00
Add/Drop Multiplexing Central Office Port, Per Port DS3 44.736 Mbps	Port	\$146.61	\$147.45	\$146.61	0.00	\$0.00	0.00	0.00	0.00%	\$0.00
Network Blocking, Per Blocked Call Network Blocking, Per Blocked Call, Applies to FGD only	Call	\$0.01382100	\$0.01390000	\$0.01382100	0.00	\$0.00	0.00	0.00	0.00%	\$0.00
ESALT Real Time CoS/QoS, Per ESALT DTF-E1 Facility ESALT 2 Mbps	Facility	\$12.94	\$13.01	\$12.94	0.00	\$0.00	0.00	0.00	0.00%	\$0.00
ESALT Real Time CoS/QoS, Per ESALT DTF-E1 Facility ESALT 10 Mbps	Facility	\$64.68	\$65.05	\$64.68	0.00	\$0.00	0.00	0.00	0.00%	\$0.00
ESALT Real Time CoS/QoS, Per ESALT DTF-E1 Facility ESALT 50 Mbps	Facility	\$201.29	\$202.45	\$201.29	0.00	\$0.00	0.00	0.00	0.00%	\$0.00
ESALT Entrance Facility Protection, Per ESALT Entrance Facility ESALT 2 Mbps	Circuit	\$240.12	\$241.50	\$240.12	0.00	\$0.00	0.00	0.00	0.00%	\$0.00
ESALT Entrance Facility Protection, Per ESALT Entrance Facility ESALT 10 Mbps	Circuit	\$240.12	\$241.50	\$240.12	0.00	\$0.00	0.00	0.00	0.00%	\$0.00
ESALT Entrance Facility Protection, Per ESALT Entrance Facility ESALT 50 Mbps	Circuit	\$240.12	\$241.50	\$240.12	0.00	\$0.00	0.00	0.00	0.00%	\$0.00
Common Channel Signaling Network Connection Signaling Mileage Facility, Per Mile	Mile	\$6.61	\$6.65	\$6.61	0.00	\$0.00	0.00	0.00	0.00%	\$0.00
Common Channel Signaling Network Connection Signaling Mileage Termination, Per Termination	Termination	\$66.35	\$66.73	\$66.35	0.00	\$0.00	0.00	0.00	0.00%	\$0.00
Common Channel Signaling Network Connection Signaling Entrance Facility, Per Facility	Facility	\$127.09	\$127.82	\$127.09	0.00	\$0.00	0.00	0.00	0.00%	\$0.00

Common Channel Signaling Network Connection STP Port, Per Port	Port	\$654.88	\$658.64	\$654.88	0.00	\$0.00	0.00	0.00	0.00%	\$0.00
Terminating Tandem Switched Transport Terminating Tandem Switched Transport Facility	Minutes / Mile	\$0.00016900	\$0.00017000	\$0.00016900	12,944,785.00	\$2,187.67	0.00	0.00	0.00%	\$0.00
Terminating Tandem Switched Transport Terminating Tandem Switched Termination	Minutes	\$0.00088300	\$0.00088800	\$0.00088300	294,532.00	\$260.07	0.00	0.00	0.00%	\$0.00
Terminating Tandem Switched Transport Terminating Tandem Switching	Minutes	\$0.00223000	\$0.00224300	\$0.00223000	91,777.00	\$204.66	0.00	0.00	0.00%	\$0.00
Nonrecurring Charges Voice Grade Two Wire	Facility	\$406.46	\$408.79	\$406.46	0.00	\$0.00	0.00	0.00	0.00%	\$0.00
Nonrecurring Charges Voice Grade Four Wire	Facility	\$406.46	\$408.79	\$406.46	0.00	\$0.00	0.00	0.00	0.00%	\$0.00
Nonrecurring Charges High Capacity DS1	Facility	\$298.08	\$299.79	\$298.08	0.00	\$0.00	0.00	0.00	0.00%	\$0.00
Nonrecurring Charges High Capacity DS3	Facility	\$401.93	\$404.24	\$401.93	0.00	\$0.00	0.00	0.00	0.00%	\$0.00
Nonrecurring Charges Synchronous Optical Channel OC3	Facility	\$325.16	\$327.03	\$325.16	0.00	\$0.00	0.00	0.00	0.00%	\$0.00
Nonrecurring Charges Synchronous Optical Channel OC12	Facility	\$325.16	\$327.03	\$325.16	0.00	\$0.00	0.00	0.00	0.00%	\$0.00
Nonrecurring Charges Interim NXX Translation, Per Order	Order	\$198.72	\$199.86	\$198.72	0.00	\$0.00	0.00	0.00	0.00%	\$0.00
Nonrecurring Charges FGC and FGD Conversion of Multifrequency Address Signaling to SS7 Signaling or SS7 Signaling to Multifrequency Address Signaling, per 24 trunks converted or fraction thereof on a per order basis	Order	\$399.23	\$401.52	\$399.23	0.00	\$0.00	0.00	0.00	0.00%	\$0.00
Nonrecurring Charges Trunk Activation, per 24 trunks activated or fraction thereof on a per order basis	Order	\$414.58	\$416.96	\$414.58	0.00	\$0.00	0.00	0.00	0.00%	\$0.00
Nonrecurring Charges Flexible Automatic Number Identification (Flex ANI), per End Office, per CIC	End Office	\$0.00000000	\$0.00000000	\$0.00000000	0.00	\$0.00	0.00	0.00	0.00%	\$0.00
Nonrecurring Charges ESALT 2 Mbps	Facility	\$481.72	\$484.49	\$481.72	0.00	\$0.00	0.00	0.00	0.00%	\$0.00
Nonrecurring Charges ESALT 10 Mbps	Facility	\$481.72	\$484.49	\$481.72	0.00	\$0.00	0.00	0.00	0.00%	\$0.00
Nonrecurring Charges ESALT 50 Mbps	Facility	\$481.72	\$484.49	\$481.72	0.00	\$0.00	0.00	0.00	0.00%	\$0.00
Nonrecurring Charges ESALT Direct Trunked Termination, per ESALT Direct Trunked Termination Installed	Order	\$317.37	\$319.19	\$317.37	0.00	\$0.00	0.00	0.00	0.00%	\$0.00
Nonrecurring Charges ESALT Entrance Facility Protection, per ESALT Entrance Facility	Facility	\$486.91	\$489.71	\$486.91	0.00	\$0.00	0.00	0.00	0.00%	\$0.00
						\$2,652.40				\$0.00

© 2026 NECA

Terms of Use (<https://www.necainfo.org/caficc/Source/HistoricTRP.aspx>) | Privacy Policy (<https://www.neca.org/privacy-policy>)